



WATERFRONT

SHORE, DOCK AND BOATLIFT LIGHTING



The new Suntino **WATERFRONT** lighting series provides indirect lighting that will make your waterfront more beautiful, enjoyable, secure and usable at night. All Suntino dock fixtures are wireless and constructed with solid aluminum frames to ensure years of use. Our patented solar light modules are removable and feature automatic on, and preset timer off settings. Each fixture provides intensity option settings between 80-180lm of indirect light. Our complete line of solar water front lighting systems include fixtures for docks, boat lifts, and shoreline steps. Great for residential and commercial applications. The new Suntino **WATERFRONT** lighting series will make your waterfront more beautiful at night.



Shore Step Lighting • **Dock Lighting** • **Boatlift Lighting**

model **SDL**


The **SOLARDOCK** easily mounts to the side of any style of roll-in, sectional or permanent dock. Features a universal aluminum mounting bracket housing that easily mounts to the side of the dock. The patented design allows for easy fixture removal in seasonal installations. Our removable solar module provides between 80-180lm of indirect light with 4 different intensity settings. Auto on with timer off option at 4hr, 6hr or 8hr. Casts a 6 ft. dia. of 2700K warm white light or 4000k white light options.

Features


- Raw aluminum housing
 - Removable solar module
 - Stainless steel fasteners
 - Auto On at Dusk 4hr, 6hr, 8hr timer off options
 - 4 LED light intensity settings (80-180LM)
 - Warm white/2700k or white/4000k LED color options
 - 2-li-ion 14500 3.7v batteries
 - Water resistant IP68 solar housing
 - Lifetime housing warranty, 5 yrs solar module, 3 yrs batteries
 - Effective Light Radius (EFL)6-8ft.
 - Adjustable height
 - Patent Pending
 - Made in USA and global
- Dimensions: 24" tall. x 8-1/2"" wide x 3-1/2" deep

Applications

- Metal frame docks
- Wood docks
- Gangways & ramps
- Residential & Commercial




● **Bright and effective**



● **Removable solar module**



● **Sides Mounts**



● **Easy Removal**



● **Indirect Lighting**

Safely exit your boat or pontoon in the evening hours. The new **BOATLIFTLIGHT** provides safety and security lighting without any wires! Features a sleek universal aluminum housing that easily mounts to the side of any type of boatlift. The universal design allows for easy fixture removal in seasonal installations. Our removable solar module provides between 80-180lm of indirect light with 4 different intensity settings. Auto on with timer off option at 4hr, 6hr or 8hr. Casts a 8-10 ft. dia of 2700K warm white light or 4000k white light.

Features


- Raw aluminum housing
 - Removable solar module
 - Stainless steel fasteners
 - Auto On at Dusk 4hr, 6hr, 8hr timer off options
 - 4 LED light intensity settings (80-180LM)
 - Warm white/2700k or white/4000k LED color options
 - 2-li-ion 14500 3.7v batteries
 - Water resistant IP68 solar housing
 - Lifetime housing warranty, 5 yrs solar module, 3 yrs batteries
 - Effective Light Radius (EFL) 8-12ft.
 - Patent Pending
 - Made in USA and global
- Dimensions: 9" tall x 3-1/2" deep x 8-1/2" long

MOUNTING OPTIONS

- Round aluminum post boat lifts
- Square aluminum post boat lifts
- Floating dock guide posts
- Residential & Commercial


model **SBLL-R**

Round aluminum post boat lifts



model **SBLL-S**

Square aluminum post boat lifts



Casts up to 12ft. dia of light



Removable Solar Module ● Easy mounts to round or square ● Indirect Lighting

model **SSL**


Safely exit your dock and illuminate shoreline steps in the evening hours. The new **SHORELIGHT** provides safety and security lighting without any wires! Features a sleek heavy-duty, raw aluminum fixture housing, SuperStake and removable top cap for seasonal fixture removal. The removable solar module provides between 80-180lm of indirect light with 4 different intensity settings. Auto on with timer off option at 4hr, 6hr or 8hr. Casts a 8-10 ft. dia of 2700K warm white light or 4000k white light.

Features

- Raw aluminum housing
 - Removable solar module
 - Stainless steel fasteners
 - Auto On at Dusk 4hr, 6hr, 8hr timer off options
 - 4 LED light intensity settings (80-180LM)
 - Warm white/2700k or white/4000k LED color options
 - 2-li-ion 14500 3.7v batteries
 - Water resistant IP68 solar housing
 - Lifetime housing warranty, 5 yrs solar module, 3 yrs batteries
 - Aluminum SuperStake and top cap
 - Effective Light Radius (EFL) 8-10ft
 - Patent Pending
 - Made in USA and global
- Dimensions: 2" wide x 9" deep x 24" tall

MOUNTING

- Optional surface mount for concrete and paver areas
- Residential & Commercial



Great for step lighting • Removable solar module



Easy Install/Removal

Sturdy Mounting

Effective Lighting