

2025
LS





Can a vehicle's technology feel
like an extension of its driver?

Can something that's existed for
millions of years suddenly feel new?

Can the shape of a seat cushion make
conversations more enjoyable?



To craft the most amazing machines, you don't start with machines at all. You start with people.

The 2025 Lexus LS



LS 500

From its interior with Lexus Interface¹ connectivity to its bold exterior, the LS is extraordinary inside and out. Built upon the platform of the high-performance LC coupe, it's powered by a twin-turbocharged 416-hp² V6 engine paired with a thrilling 10-speed automatic transmission and delivers a ride that's exhilarating as well as refined. Rear-wheel drive or all-wheel drive.

LS 500h AWD

The original multistage hybrid prestige luxury sedan continues to set the bar with available Lexus Teammate—our revolutionary advanced driving assistance technology. The LS Hybrid pairs a potent 3.5-liter V6 engine with powerful electric motors and a lightweight lithium-ion battery, delivering seamless acceleration and torque without requiring a charge. Providing you the direct, instinctive feel of a 10-speed automatic transmission, this is where efficiency and luxury meet exceptional convenience.

LS 500 F

Featuring p
sport seats,
Metallic fin
larger brak
control syst
experience
with Active
Rear-whee



F SPORT

performance-inspired instrumentation, bolstered front
F SPORT 20-inch wheels with Ultra Dark Gray
ish, F SPORT-tuned Adaptive Variable Suspension,
es, and our advanced available vehicle dynamics
em, the LS F SPORT delivers an engaging driving
And the exclusive Dynamic Handling Package (RWD)
Rear Steering pushes the intensity even higher.
l drive or all-wheel drive.

LS shown in Manganese Luster³ (left), LSh shown in Caviar (middle),
LS F SPORT shown in Atomic Silver (right)





LS shown in Manganese Luster³



LS F SPORT shown in Ultra White³







LS shown in Manganese Luster³ with Palomino leather and Artwood Organic Gloss interior trim



LS shown with Black leather and *Kiriko* Glass interior trim

VISIONARY TECHNOLOGY

Available state-of-the-art Lexus Teammate technology, world-class audio and Lexus Interface that connects you to your drive. This is the advanced Lexus LS.



The product of a relentless focus on crafting vehicles that put people first, the 2025 LS features intuitive technology throughout. With Lexus Interface¹, an active Drive Connect⁴ trial or subscription offers the benefit of an Intelligent Assistant that enables voice control of commonly used functions. While the LS Hybrid offers Lexus Teammate with Advanced Park⁵ and Advanced Drive⁶ capability, also powered by an active Drive Connect trial or subscription, to help seamlessly integrate with you for added convenience and peace of mind. Inside, a driver-centric cabin boasts one of the most sophisticated 3D audio experiences available in an automobile: the world's first Mark Levinson^{®7} QuantumLogic[®] Immersion.

TRANSPORTATION, TRANSFORMED.

Experience a higher level of driver convenience.

When a global team of engineers shares the singular goal of creating an advanced driver-assistance functionality, the result is nothing short of extraordinary. Available on the LS Hybrid, Lexus Teammate is an intuitive Lexus-first technology comprising two systems that will change how you think about driving. With an active Drive Connect⁴ trial or subscription, Advanced Drive⁶ partners with the driver for added convenience and peace of mind when driving along supported controlled-access freeways by monitoring surrounding conditions and automatically controlling the vehicle's steering, acceleration, braking and more. Under certain conditions, it can also offer hands-free capabilities. And when driving to a programmed destination, it can even plan actions miles in advance. While Advanced Park⁵ makes parallel parking and backing into tight spaces as effortless as pressing a button. With the ability to automatically receive over-the-air software updates, Lexus Teammate has the potential to become smarter over time, unlocking a new future of mobility.



HEAD-UP DISPLAY INTEGRATION

The large Head-Up Display within the windshield shows preceding vehicles, upcoming curves in the road, the vehicle's course and its programmed route, helping you stay focused on the road ahead.

PROACTIVE ASSISTANCE

Helping you maintain adequate spacing on both sides of the vehicle while driving on a controlled-access freeway, the Advanced Drive⁶ system can preemptively slow the vehicle down when merging.

EMERGENCY D

If this system⁸ detects t
of the vehicle—such as
in some cases, help aut
to a complete stop if it



DRIVING STOP

When the driver is no longer actively in command in a medical emergency—the vehicle can, automatically steer to the shoulder and come to a safe stop. It is safe to do so.

HANDS-FREE PARKING

Facilitating hands-free parking, whether parallel parking or backing into a space, an Advanced Park system⁵ is designed to control steering, acceleration, braking and gear changes when parking.

SMARTER OVER TIME

Should new software updates become available, the system and vehicle can automatically be updated remotely, helping ensure you have access to any new enhancements.

LS shown in Silver Illusion

UNPRECEDENTED CONNECTIVITY

Experience Lexus Interface.¹ It's technology so intuitive and personal, it feels like an extension of you.

LEXUS INTERFACE

With an active Drive Connect⁴ trial or subscription, the Intelligent Assistant feature offers voice-activated control for unprecedented convenience. Its Cloud Navigation feature offers more accurate directions and can provide real-time route information. And the Profiles¹ feature allows different drivers to create personalized settings that can go from vehicle to vehicle.

INTELLIGENT ASSISTANT

Among the benefits of an active Drive Connect trial or subscription, Intelligent Assistant lets you use everyday, casual speech to control most in-car functions. By simply saying "Hey Lexus," you can adjust cabin temperature, add navigation points, change audio selections and more.

WIRELESS APPLE CARPLAY

With wireless Apple CarPlay^{®9} integration, you can access the same familiar interface from your iPhone^{®10} through the vehicle's multimedia display. Get directions, send and receive messages via Siri^{®11} and make calls. Plus, never be without your favorite apps, like Waze[®] and Apple Audiobooks.

WIRELESS ANDROID AUTO

Android Auto^{™12} enables wireless access so you can display your device's interface on the vehicle's multimedia display. Play music via apps like Spotify^{®13} and Pandora[®], send messages through WhatsApp[®] and more. Navigate with Google Maps¹⁴ and request information—all with your voice. Just say "Hey Google" to get started. For added convenience, Android Auto can also help shorten your commute by automatically finding alternate routes if it detects heavy traffic.

DELIVERY AND TECHNOLOGY SPECIALISTS

To help you get the most out of these and other features in your new Lexus, a Vehicle Delivery Specialist will walk you through nearly every setting and function you desire. And to answer questions that arise after delivery, a Vehicle Technology Specialist can offer expert guidance in person or without you ever leaving the driveway via camera-enabled apps like FaceTime.[®] Learn more about these complimentary services at lexus.com/specialists.







LS shown with White leather and Artwood Herringbone interior trim



EVERY ELEMENT CRAFTED AROUND YOU

Inspired by *omotenashi*, the Japanese concept of hospitality, our vision is to anticipate the driver's needs and form a relationship that is seamless and intuitive. That's why we partnered with Mark Levinson^{®7} to create a world-first: an audio system that delivers a totally unique, totally immersive listening experience. Featuring 23 speakers (including four in the ceiling), it creates one of the largest soundstages in the industry while creating a closer connection between the occupants and every note. And with QuantumLogic[®] Immersion, it also offers one of the most sophisticated, purest 3D audio technologies available in an automobile. To further envelop you in the inviting interior, the LS offers four customizable temperature zones throughout the cabin, available 28-way adjustable front seats, and a seat-cushion extender on the front-seat edge that can extend to fully support your thighs.

PEACE OF MIND, STANDARD.

Every LS features a Lexus Safety System+¹⁵ suite of standard advanced safety equipment and convenience features.

PRE-COLLISION SYSTEM WITH PEDESTRIAN DETECTION

Pre-Collision System with Pedestrian Detection¹⁶ can alert you to certain potential collisions and may automatically brake.

FULL-SPEED RANGE DYNAMIC RADAR CRUISE CONTROL

Full-Speed Range Dynamic Radar Cruise Control¹⁷ helps maintain a preset distance from the vehicle ahead of you, from highway speeds down to a full stop.

LANE DEPARTURE ALERT WITH STEERING ASSIST

Lane Departure Alert with Steering Assist¹⁸ may alert you to inadvertent lane departures and make minor steering corrections to help keep you in your lane.

ROAD SIGN

Road Sign A certain road them to you



LANE DEPARTURE ASSIST

Lane Departure Assist¹⁹ can recognize lane markings and display a steering wheel icon inside the vehicle.

LANE TRACING ASSIST

Lane Tracing Assist²⁰ helps you center the vehicle within its lane while Dynamic Radar Cruise Control is active.

AUTOMATIC HIGH BEAMS

Automatic High Beams²¹ can automatically toggle between high and low beams based on the vehicle's surroundings.

PROACTIVE DRIVING ASSIST (LS 500)

Proactive Driving Assist²² may provide gentle braking and/or steering to help control distance between your vehicle and a vehicle, pedestrian, or bicyclist ahead of you.





THE ADVANCED LEXUS SAFETY SYSTEM+ A

Honed on one of the most complex highway systems in the world, the Tokyo Metropolitan Expressway, Lexus Safety System+ A¹⁵ is one of the most advanced safety systems available on a Lexus. It features Intersection Support²³ to help you detect a pedestrian or vehicle when you're making a right or left turn. And includes innovative lane assistance technologies,^{18,20} as well as a way for the LS to scan the road ahead and alert you if a pedestrian is on a trajectory to make an impact with the vehicle.²⁴ This highly intelligent system helps you manage your speed around curves to handle turns with added confidence. It can also help brake or steer away if it detects an impending collision,²⁵ while still remaining in its lane. And with Lane Change Assist,²⁶ the LS is even designed to help automatically change lanes for you when it's safe to do so. This advanced technology brings us one step closer to realizing our vision of an accident-free world.

LS shown in Atomic Silver



LS shown in Manganese Luster³

PROVOCATIVE STYLE

With a distinctive design and unconventional craftsmanship, the 2025 LS doesn't just set the standard, it exceeds it.



Countless steps in the search for one pure emotion. That's the design philosophy behind the evocative LS. First, it captures your attention with its coupe-like profile, striking headlamps and taillamps, and daring front fascia. Then, it draws you even closer with available Artwood trims, like a herringbone design that demands the same handcrafted process used to craft top-quality musical instruments.



THE ART OF HOSPITALITY

Omotenashi is the Japanese concept of hospitality, and the artfully crafted interior of the LS is the ultimate expression of it. To help ensure that your enjoyment of conversation and music isn't compromised by unwanted noise, even the seat cushions were altered to reduce vibration. Available outboard seat-cushion side supports automatically adjust to facilitate an easy entry and exit. And merging performance with convenience, the available electronically controlled Adaptive Variable Air Suspension system not only helps to maintain the vehicle's low center of gravity while driving, it can also automatically raise the vehicle to make it even easier to step into or out of the LS.



LS shown with Palomino leather and Artwood Organic Gloss interior trim



LS shown with Palomino leather and Artwood Organic Gloss interior trim



WORLD-CLASS CRAFTSMANSHIP

ARTWOOD ORGANIC GLOSS

When you approach craftsmanship through the driver's eyes, even something that's existed for millennia can be made to feel new. Available Artwood Organic Gloss trim features a vibrant grain pattern reminiscent of flickering flames. Like nothing you've seen in an automobile, or in nature itself, it's created by a *takumi* craftsman slicing multiple sheets of wood across the grain and applying a natural gloss to enhance the vibrancy.

AMBIENT ILLUMINATION

Inspired by the warm glow of traditional Japanese *andon* lanterns and the welcoming spirit of *omotenashi*, soft LED illumination warmly invites the driver and passengers into the cabin. And light sources behind the armrest and door trim give the impression that the armrest is elegantly floating, adding to the serene atmosphere.



POLISHED MAGNESIUM DETAILS

With fluid, delicate lines reminiscent of the traditional Japanese harp (*koto*), the dash accents of the LS are made of magnesium because of its unique tactile qualities. The manufacturing process requires several layers of surface treatment in order to create the distinct feel and dynamic appearance.

KIRIKO CUT GLASS

With its delicately etched pattern and luminous glow, available *Kiriko* Glass is designed by hand to catch the light and the eye. Then a laser-scanning technique creates data from ten thousand different cuts in order to capture the uniqueness of this human touch. Each piece of glass requires multiple points of polishing, which can take hours to complete.



HAND-PLEATED TRIM

Created from a single piece of cloth, the available hand-pleated interior trim is a tribute to the art of origami. Simple yet painstakingly crafted, this masterful trim started as true origami and took four years to develop. The final expression is so complex and precise that it can only be folded by human hands.



Vehicle shown parked. Do not recline the reclining seat when vehicle is in motion. Reclining the seat might negatively affect the fit of the seatbelt which could increase the risk of death or serious injury. See *Owner's Manual* for limitations. LS shown with White leather and Laser Special Black interior trim.



FIRST-CLASS LUXURY: *THE EXECUTIVE PACKAGE.*

For those seeking an exquisite passenger experience, the Executive Package provides exceptional refinement. In addition to generous rear legroom and rear-seat butterfly headrests, it offers a class-exclusive Lexus Climate Concierge,²⁷ which uses 16 infrared sensors placed throughout the cabin to continually measure and respond to each occupant's unique temperature. It also features an extendable right-rear ottoman,²⁸ an impressive rear-seat reclining angle,²⁹ and heated and ventilated rear seats with a massager. This luxurious package even offers the remarkable style of *Kiriko* Glass and hand-pleated trim. To help you make the most of every indulgence, the rear-seat passenger control panel enables you to manage the finest details—from individual climate zones to seven different massage settings.

F SPORT STYLING

The F SPORT is a passionate expression of pure performance, both inside and out. In addition to its bold F SPORT 20-inch wheels with Ultra Dark Gray Metallic finish, it includes a host of exclusive exterior styling features, such as a dynamic front fascia and mesh grille, exterior badging, darkened chrome-finished lower trim, and large six-piston front and four-piston rear brakes.³⁰ On the inside, F SPORT bolstered 28-way power front seats feature an exclusive perforated L-motif pattern. And aluminum pedals, a perforated leather-trimmed shift knob and steering wheel, performance-inspired sliding instrumentation, and an Ultrasuede^{®31}-trimmed headliner are just a few indicators of the passion that lies under the hood.



LS F SPORT shown with Circuit Red leather and Naguri Aluminum interior trim






LS F SPORT shown in Ultra White³

REFINED PERFORMANCE

From seamless acceleration to a specially tuned suspension system, the LS offers a refined driving experience like no other.



The seamless acceleration and all-wheel drive capability of the LS 500h AWD. The refined ride of the LS 500. The advanced vehicle dynamics of the daring LS F SPORT. The Lexus LS line evolves the definition of a Lexus flagship sedan. When it came to crafting the LS, no detail was overlooked. In addition to an available electronically controlled Adaptive Variable Air Suspension system, everything from the engine components to the composition of the tires was finessed to achieve further sound dampening within the cabin. The Lexus LS proves that only unconventional engineering can create unparalleled results.



LS shown in Manganese Luster³




TWIN-TURBO POWER. *PERFORMANCE, ELEVATED.*

Connecting with the driver in unprecedented ways demands engineering that's just as extraordinary. Beyond researching, testing and crafting the turbochargers in the LS 500 in-house, this powerful 416-hp² twin-turbo V6 engine is paired with an equally exhilarating, class-exclusive 10-speed Direct-Shift automatic transmission.²⁷ It delivers the optimal gear for a wide variety of driving conditions and lightning-fast shift times. The result? A flagship vehicle that evokes a visceral response—long after the drive is over.

DUAL POWER SOURCES. *FIRST-CLASS PERFORMANCE.*

Crafted to deliver exceptional refinement, power and response, the LS 500h AWD is the definitive multistage hybrid prestige luxury sedan. Its advanced powertrain pairs a 3.5-liter V6 with powerful electric motors and a compact lithium-ion battery to deliver a potent 354 net combined horsepower.² And with its intelligent all-wheel drive system and next-generation driver-assistance technology, the LS 500h AWD continues to define the entire concept of excellence in the category.





LSh shown in Atomic Silver



LS F SPORT shown in Atomic Silver



F SPORT AGILITY

The razor-sharp handling of the Lexus high-performance line meets aggressive, track-inspired design with the LS F SPORT. Sharing a platform with the intense LC coupe and DNA with the LFA, it includes a specially tuned suspension system engineered by the same team behind the iconic supercar. Beyond six-piston front brake calipers³⁰ with 15.7-in ventilated discs, optimized brake pads³⁰ and deeply bolstered front sport seats, you can take the exhilarating drive even further with the LS Dynamic Handling Package. Boasting Active Rear Steering, it also features an advanced vehicle dynamics control system—the first to control all six forms of vehicle movement.

ALL-WHEEL DRIVE. ALL-POWERFUL.

Never sacrifice style for capability with all-wheel drive, available on all LS models. Full-time all-wheel drive delivers engine power to all four wheels, and a Torsen^{®32} limited-slip center differential efficiently distributes it between the front and rear axles, helping optimize traction, handling and control in a variety of driving conditions.



LS AWD shown in Manganese Luster³



LS STYLES



LS 500

Available in RWD or AWD

Standard features:

416-hp² 3.4-liter twin-turbo V6 with 10-speed transmission

Adaptive Variable Suspension

Drive Mode Select with Sport S+ and Custom modes

Vehicle Dynamics Integrated Management³³

Lexus Interface¹ with 12.3-in touchscreen display*

Safety Connect¹ with up to 10-year trial*

Service Connect¹ with up to 10-year trial*

Remote Connect¹ 3-year trial*

Wi-Fi Connect¹ (AT&T hotspot) with up to 30-day/3GB trial*

Drive Connect¹ with Cloud Navigation, Intelligent Assistant and Destination Assist 3-year trial*

Digital Key¹ (requires Remote Connect¹ subscription; 3-year trial included*)

Wireless Apple CarPlay^{®9} integration

Wireless Android Auto^{™12} compatibility

Wireless phone charger³⁴

USB smartphone connectivity³⁵ with six USB ports³⁵

Lexus 12-speaker Premium Audio System

Heated leather-trimmed steering wheel with paddle shifters

16-way power-adjustable heated and ventilated front seats

Electrochromic (auto-dimming) inside and outside mirrors with puddle lamps

Dual-zone climate control

Power rear sunshade and power moonroof

Hands-free power open/close trunk

SmartAccess³⁶ with push-button Start/Stop

Triple-Beam LED headlamps with Adaptive Front Lighting System

A LED taillamps and turn signals

Lexus Safety System+ 3.0¹⁵

Blind Spot Monitor³⁷ with Rear Cross-Traffic Alert³⁸

Intuitive Parking Assist with Auto Braking³⁹

Backup camera⁴⁰

10 airbags⁴¹

10-in Head-Up Display

Complimentary scheduled maintenance services.⁴² (Please refer to the *Warranty and Services Guide* for details.)

*4G network dependent



LS 500h AWD

Includes LS 500 features and Luxury Package, and adds or replaces: 354 net combined horsepower² 3.5-liter V6 with Lexus Multistage Hybrid Drive

EV drive mode⁴³

Lexus Teammate with Advanced Drive⁶ (trial/subscription required*) and Advanced Park⁵

24-in Head-Up Display integration

Mark Levinson^{®7} 23-speaker, 2,400-watt QuantumLogic[®] Immersion Reference Surround Sound

Lexus Safety System+ 2.5¹⁵



LS 500 F SPORT

Available in RWD or AWD

Includes LS 500 features, and adds or replaces:

F SPORT exterior styling, including front bumper, grille inserts, rear diffuser and lower door trim

Six-piston front brake calipers³⁰ with 15.7-in ventilated discs

Four-piston rear brake calipers³⁰ with 14.1-in ventilated discs

F SPORT-tuned Adaptive Variable Suspension

Performance-inspired instrumentation with sliding bezel

F SPORT perforated leather-trimmed interior with Ultrasuede^{®31}-trimmed headliner

F SPORT perforated leather-trimmed shift knob and heated steering wheel

F SPORT 28-way power-adjustable front seats with enhanced bolsters, perforated L-motif pattern and embossed headrests

Passenger-seat power cushion extender

Aluminum pedals and interior trim

Wood-trimmed steering wheel

Panoramic View Monitor⁴⁴

Heated leather-trimmed steering wheel

PACKAGES

INTERIOR UPGRADE PACKAGE (LS 500)

28-way power-adjustable driver's seat with multifunction massage and cushion extender

Ultrasuede^{®31}-trimmed headliner and sun visors

Power front seatbelt buckles

Wood- and semi-aniline leather-trimmed center console

Semi-aniline leather-trimmed door armrests

Heated rear seats

Leather-wrapped heated steering wheel with premium wood trim

Artwood Organic Gloss, Artwood Herringbone or Laser Special Black premium wood trims

LUXURY PACKAGE

Includes Interior Upgrade Package, and adds or replaces:

28-way power-adjustable passenger seat with multifunction massage and cushion extender

Remote adjustment for passenger seat

B 18-way power-reclining outboard rear seats²⁹ with memory

Power side-window sunshades

Semi-aniline leather-trimmed rear armrest with 7.0-in touchscreen controller

Rear-seat knee airbags⁴¹

Adaptive Variable Air Suspension with rapid height function

Panoramic View Monitor⁴⁴

Four-zone Climate Concierge with climate-control front and outboard rear seats, infrared sensors and air purifier (LS 500)

Front and rear acoustic glass

Artwood Organic Gloss, Artwood Herringbone or Laser Special Black premium wood trims

Leather-wrapped heated steering wheel with premium wood trim

Adaptive Variable Air Suspension

EXECUTIVE PACKAGE (LS 500)

Includes Luxury Package, and adds or replaces:

Power-retractable butterfly front headrests

22-way power-adjustable rear seats with butterfly headrests, memory and multifunction massage with heat

Right-rear power recliner²⁹ with sliding ottoman²⁸

Panoramic View Monitor⁴⁴

Adaptive Variable Air Suspension

EXECUTIVE PACKAGE WITH KIRIKO GLASS (LS 500)

Includes Executive Package, and adds or replaces:

Kiriko Glass interior door trim

Hand-pleated interior door trim

COLD-WEATHER PACKAGE (STANDARD WITH AWD)

Windshield wiper de-icer

Headlamp washers

Enhanced interior heater for faster heat output in cold weather

DYNAMIC HANDLING PACKAGE (LS 500 F SPORT RWD)

Includes LS 500 F SPORT features, and adds or replaces:

Active Rear Steering

F SPORT-tuned Adaptive Variable Air Suspension

LEXUS SAFETY SYSTEM+ A PACKAGE

Includes LS 500, LS 500 AWD and LS 500 F SPORT features, and adds or replaces:

Lexus Safety System+ A¹⁵: Pre-Collision System¹⁶ with Pedestrian Alert²⁴ (Head-Up Display integration)

Lexus Safety System+ A¹⁵: Enhanced All-Speed Dynamic Radar Cruise Control¹⁷ and Lane Change Assist²⁶

Lexus Safety System+ A¹⁵: Front Cross-Traffic Alert⁴⁵ with Intersection Support²³

Traffic Jam Assist⁴⁶ (requires Drive Connect¹ subscription; 3-year trial included*)



OPTIONS

- A Artwood Organic Gloss, Artwood Herringbone and Laser Special Black premium wood trims
Heated wood- and leather-trimmed steering wheel
- B Panorama glass roof (LS 500)
Adaptive Variable Air Suspension with rapid height function
Mark Levinson® 23-speaker, 2,400-watt QuantumLogic® Immersion Reference Surround Sound
Advanced Park⁵
Panoramic View Monitor⁴⁴
Digital Rearview Mirror
Four-zone Climate Concierge with climate-control front and outboard rear seats, infrared sensors and air purifier (LS 500)
Haku interior door trim



**LS 500 /
LS 500 F SPORT**

—
3.4
LITER

V6
TWIN-TURBOCHARGED
ENGINE

10
SPEED DIRECT-SHIFT
AUTOMATIC
TRANSMISSION

—
4.6
0-60 MPH (SEC)⁴⁷

416
HORSEPOWER²

—
RWD
STANDARD

18/29/22
CTY / HWY / CMB
MANUFACTURER-ESTIMATED MPG⁴⁸

**LS 500 AWD /
LS 500 F SPORT AWD**

—
3.4
LITER

V6
TWIN-TURBOCHARGED
ENGINE

10
SPEED DIRECT-SHIFT
AUTOMATIC
TRANSMISSION

—
4.6
0-60 MPH (SEC)⁴⁷

416
HORSEPOWER²

—
AWD
STANDARD

17/27/21
CTY / HWY / CMB
MANUFACTURER-ESTIMATED MPG⁴⁸

LS 500h AWD

—
3.5
LITER

V6
ENGINE +
LEXUS MULTISTAGE
HYBRID DRIVE

MULTISTAGE
ECVT +
AUTOMATIC
TRANSMISSION

—
5.2
0-60 MPH (SEC)⁴⁷

354
NET COMBINED HORSEPOWER²

—
AWD
STANDARD

22/29/25
CTY / HWY / CMB
MANUFACTURER-ESTIMATED MPG⁴⁸

DIMENSIONS

OVERALL LENGTH 206.1IN / WHEELBASE 123.0 IN / WIDTH 74.8 IN (MIRRORS FOLDED) /
HEIGHT 57.1IN (RWD), 57.5 IN (AWD)

WHEELS



19-in

Split-10-spoke alloy noise-reduction wheels with Black and machined finish

STANDARD LS



19-in

Split-15-spoke alloy noise-reduction wheels with Dark Gray Metallic and machined finish

AVAILABLE LS, LSh



20-in

Split-20-spoke alloy noise-reduction wheels with Bright Silver Metallic finish

STANDARD LSh
AVAILABLE LS



20-in

Split-20-spoke alloy noise-reduction wheels with Dark Gray Metallic finish

AVAILABLE LS, LSh



20-in

Split-10-spoke alloy wheels with Ultra Dark Gray Metallic finish

STANDARD LS F SPORT






LS shown in Nightfall Mica

COLOR, MATERIAL & FINISH

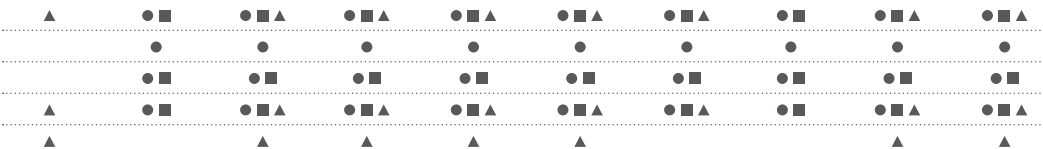
INTERIOR & TRIM



WHITE SEMI-ANILINE LEATHER		● ■				▲
CHATEAU LEATHER OR SEMI-ANILINE LEATHER				●		●
PALOMINO LEATHER OR SEMI-ANILINE LEATHER			● ■		●	
BLACK LEATHER OR SEMI-ANILINE LEATHER	●	● ■			●	▲ ● ■
CIRCUIT RED LEATHER						▲

LS ●
LSH ■
LS FSPORT ▲

EXTERIOR



*Additional charge
For configuration details, visit lexus.com/LSbuild.

ACCESSORIES

The Lexus Accessory line⁴⁹ is as elegant and well-crafted as your exquisitely designed Lexus vehicle. And the Genuine Lexus Accessories are warranted for up to 48 months/50,000 miles⁵⁰ and honored at every Lexus dealership in the nation. For more, please visit lexus.com/accessories.



- All-weather floor liners⁵¹
- A All-weather trunk tray
- B Alloy wheel locks
- C Cargo net
- Carpet floor mats⁵¹
- Carpet trunk mat
- Charge cable—mobile
- D Door edge film by 3M™
- Door edge guards
- E Emergency assistance kit
- First aid kit
- Front-facing dashcam⁵²
- Glass breakage sensor
- F Illuminated door sills
- G Key gloves with Lexus logo
- Paint protection film by 3M™⁵³
- Rear bumper appliqué

F SPORT ACCESSORIES

- Carpet floor mats⁵¹
- Key gloves with F logo
- Rear bumper appliqué

DISCLOSURES

WARRANTY Four-year/50,000-mile Lexus Limited Warranty, Six-year/70,000-mile Powertrain Warranty, Six-year/unlimited-mileage Corrosion Perforation Warranty, Eight-year/100,000-mile Hybrid System Warranty, Ten-year/150,000-mile Hybrid Battery Warranty. All warranties with zero deductible. See the *LS Warranty and Services Guide* at your Lexus dealer for details.

1. Lexus Interface Services depend on certain factors outside of Lexus' control in order to operate, including 4G network availability, a cellular connection and GPS signal. Without any one or more of these things, operability may be limited or precluded, including access to response center and emergency support. Services vary by vehicle and are subject to change at any time without notice. Services require account registration through the Lexus app and acceptance of the Connected Services Terms of Use at [Lexus - Connected Services Terms of Use](#) and Master Data Consent. Data charges may apply. For Lexus Interface Services' vehicle-generated data collection, use, sharing and retention practices and agreements, see <https://www.lexus.com/privacyvts>. All trials begin on original purchase or lease date of new vehicle, with the exception of Wi-Fi for which trial begins at time of activation. Paid subscription required after trial (if applicable). For Safety Connect, stolen vehicle police report required to use Stolen Vehicle Locator. Automatic Collision Notification activates only in limited circumstances. Remote start/stop and/or lock/unlock and other features of Remote Connect are only available on select models. Use only if aware of circumstances surrounding vehicle and it is legal and safe to do so (e.g., do not remotely start a gas-engine vehicle in an enclosed space or if vehicle is occupied by a child). Drive Connect service not available in every city or roadway. For Service Connect, information provided is based on the last time data was collected from vehicle and is not real-time data. Wi-Fi Connect service not available everywhere or in every vehicle. Valid in contiguous U.S. and Alaska. Up to 5 devices supported. Integrated Streaming requires subscription for third-party provider services. Wi-Fi Connect trial (if applicable) begins at time of enrollment and expires the earlier of: 3GB of data is used or 30 days after enrollment. **2.** Ratings achieved using required premium unleaded gasoline w/ an octane rating of 91 or higher. If premium fuel is not used, performance will decrease. Horsepower may vary depending on accessories added to vehicle. 354 net combined horsepower for LS 500h AWD. **3.** Eminent White Pearl, Iridium, Manganese Luster and Ultra White available for an additional charge. **4.** Cloud Navigation, Intelligent Assistant, and Destination Assist require a trial or subscription to Drive Connect. Drive Connect availability and accuracy depend on certain factors outside of Lexus' control in order to operate, including 4G network availability, a cellular connection and GPS signal. Without any one or more of these things, operability may be limited or precluded. Services may vary and are subject to change at any time without notice. Services require account registration through the Lexus app and acceptance of the Connected Services Terms of Use at [Lexus - Connected Services Terms of Use](#) and Master Data Consent. Data charges may apply. For Lexus Interface Services' vehicle-generated data collection, use, sharing and retention practices and agreements, see <https://www.lexus.com/privacyvts>. Trial period begins on original purchase or lease date of new vehicle. Services may vary and are subject to change without notice. Requires app download/registration, acceptance of Terms of Use and subscription after trial (if applicable). Data charges may apply. **5.** Do not overly rely on Advanced Park and use only in accordance with applicable laws. Remain attentive to surroundings during use. Before operating, review *Owner's Manual* for instructions and limitations. **6.** Advanced Drive is not an automated driving system. Driver is responsible for safe driving and must not overly rely on the system. Always pay attention to surroundings and be prepared to take control at all times. Use in accordance with applicable laws. Requires an active subscription to Drive Connect which depends on 4G network availability and other factors outside Lexus' control. Also requires account registration through the Lexus app and acceptance of Connected Services Terms of Use at [Lexus - Connected Services Terms of Use](#) and Master Data Consent. Before operating, review *Owner's Manual* for instructions and limitations. **7.** Mark Levinson and QuantumLogic are registered trademarks of Harman International Industries, Inc. **8.** Emergency Driving Stop System will not detect all emergency situations and only operates when Dynamic Radar Cruise Control and Lane Tracing Assist are active. See *Owner's Manual* for additional limitations. **9.** Apple CarPlay requires a compatible iPhone with an active data plan. Check compatibility at <https://www.apple.com/ios/carplay/>. Operability depends on network availability, a cellular connection and GPS signal. Services vary by vehicle and are subject to change at any time without notice. Data charges may apply. To learn more, go to <https://lexusconnectedtechnologysupport.com/lexus/home>. To learn more about Lexus' connected services data collection, use, sharing and retention practices, please visit <https://www.lexus.com/privacy>. Apple CarPlay is a registered trademark of Apple Inc. **10.** iPhone is a registered trademark of Apple Inc. All rights reserved. **11.** Siri[®] is a registered trademark of Apple Inc. **12.** Wireless use of Android Auto requires a compatible Android 11.0+ phone and compatible active data plan. Check google.com/android/autoforcompatibility requirements for compatibility. Operability depends on network availability, a cellular connection and GPS signal. Services vary by vehicle and are subject to change at any time without notice. Data charges may apply. To learn more, go to <https://lexusconnectedtechnologysupport.com/lexus/home>. To learn more about Lexus' connected services data collection, use, sharing and retention practices, please visit <https://www.lexus.com/privacy>. Google, Android, Android Auto, YouTube Music and other marks are trademarks of Google LLC. **13.** Subject to smartphone connectivity and capability. Apps, prices and services vary by phone carrier and are subject to change at any time without notice. Data charges may apply. Spotify is a registered trademark of Spotify Technology Holding. **14.** Google Assistant requires compatible smartphone. Operability depends on network availability, a cellular connection and GPS signal. Services vary by vehicle and are subject to change at any time without notice. Requires app download/registration, and acceptance of applicable terms of use. Data charges may apply. To learn more, go to <https://lexusconnectedtechnologysupport.com/lexus/home>. To learn more about Lexus' connected services data collection, use, sharing and retention practices, please visit <https://www.lexus.com/privacy>. **15.** Lexus Safety System effectiveness depends on many factors including road, weather and vehicle conditions. Drivers are responsible for paying attention to their surroundings and driving safely. See *Owner's Manual* for limitations. **16.** The Pre-Collision System (PCS) with Pedestrian Detection (PD) is designed to help reduce the crash speed and damage in certain frontal collisions involving a vehicle, a pedestrian, or a bicyclist. PCS w/ PD is not a substitute for safe and attentive driving. System effectiveness depends on many factors, such as speed, size and position of vehicle, pedestrian or bicyclist, and weather, light and road conditions. See *Owner's Manual* for limitations. **17.** Dynamic Radar Cruise Control is not a substitute for safe and attentive driving. See *Owner's Manual* for instructions and limitations. **18.** Lane Departure Alert with Steering Assist is designed to read visible lane markers under certain conditions. It provides a visual/audible alert and slight steering force when lane departure is detected. It is not a collision-avoidance system or substitute for safe and attentive driving. Effectiveness depends on many factors including road, weather and vehicle conditions. See *Owner's Manual* for limitations. **19.** Road Sign Assist only recognizes certain road signs. See *Owner's Manual* for limitations. **20.** The Lane Tracing Assist (LTA) lane centering function is designed to read visible lane markers and detect other vehicles under certain conditions. It is only operational when DRCC is engaged. See *Owner's Manual* for limitations. **21.** Automatic High Beams operate at speeds above approximately 21 mph. Minimum speeds may vary by model. See *Owner's Manual* for instructions and limitations. **22.** Proactive Driving Assist (PDA) is designed to detect certain objects or curves in the road and provide gentle braking and/or steering support. PDA is not a substitute for safe and attentive driving. System effectiveness depends on many factors, such as speed, size and position of detected objects and weather, light and road conditions. See *Owner's Manual* for additional limitations and details. **23.** Intersection Support is designed to detect a pedestrian or approaching vehicle at intersections under certain conditions, determine if impact is imminent and help reduce impact speed. It is not a substitute for safe and attentive driving. See *Owner's Manual* for limitations. **24.** Pedestrian Alert is a part of LSS+ A and is designed to warn the driver if a pedestrian is detected in front of the vehicle. System effectiveness depends on many factors, such as speed, size and position of a pedestrian, driver input, weather, lighting and road conditions. See *Owner's Manual* for limitations. **25.** The Pre-Collision System with Active Steering Assist is designed to help avoid or reduce the crash speed and damage in certain frontal collisions only. It is not a substitute for safe and attentive driving. System effectiveness is dependent on many factors including road, weather and vehicle conditions. See *Owner's Manual* for limitations and details. **26.** Lane Change Assist operates only when Dynamic Radar Cruise Control (DRCC) and Lane Tracing Assist (LTA) are activated. Do not overly rely on this system. Driver must confirm lane is clear. See *Owner's Manual* for limitations. **27.** 2025 LS vs. 2024/2025 competitors. Information from manufacturers' websites as of 8/16/2024. **28.** Do not recline the lounge chair with ottoman/reclining seat when vehicle is in motion. Reclining the seat might negatively affect the fit of the seatbelt and increase the risk of death or serious injury. See *Owner's Manual* for limitations. **29.** Do not recline the reclining seat when vehicle is in motion. Reclining the seat might negatively affect the fit of the seatbelt which could increase the risk of death or serious injury. See *Owner's Manual* for limitations. **30.** High-friction brakes may require more maintenance, be louder and have a shorter life than conventional brakes, depending on driving conditions. See *Warranty and Services Guide* for more information. **31.** Ultrasound is a registered trademark of Toray Industries, Inc. **32.** Torsen[®] is a registered trademark of JTEKT Torsen, Inc. **33.** Vehicle Dynamics Integrated Management (VDIM) is not a substitute for safe and attentive driving practices. Factors including speed, road conditions, weather and steering input can all affect whether VDIM will be effective. See *Owner's Manual* for limitations. **34.** Wireless charging may not be compatible with all mobile phones, smart devices, tablets, e-readers, MP3/WMA players and like products. **35.** Charging may not be compatible with all mobile phones, smart devices, tablets, e-readers, MP3/WMA players and like models. **36.** The engine immobilizer is a state-of-the-art anti-theft system initiated when key is inserted into ignition switch or a SmartAccess fob is in/near vehicle. Engine will only start if the code in the transponder chip inside the key/fob matches code in vehicle's immobilizer. The transponder chip is embedded in the key/fob and can be costly to replace. For lost key or fob, see a Lexus dealer or go to www.aloa.org to find a qualified locksmith for high-security key service. **37.** Do not rely exclusively on Blind Spot Monitor. Look over shoulder and use turn signal. See *Owner's Manual* for limitations. **38.** Do not rely exclusively on the Rear Cross-Traffic Alert. Visually confirm clearance during use. See *Owner's Manual* for limitations. **39.** Intuitive Parking Assist (IPA) may warn drivers of front and rear collisions with certain objects when traveling at low speeds. Drivers should visually confirm clearance during use. See *Owner's Manual* for limitations. **40.** The backup camera does not provide a comprehensive view. Always look over shoulder and use outside mirrors. See *Owner's Manual* for limitations. **41.** Airbag systems supplement the seatbelts and are designed to inflate only under certain conditions and in certain types of severe collisions. Always wear seatbelt, sit upright in middle and as far back in seat as possible to help decrease risk of injury. Do not put objects in front of an airbag. See *Owner's Manual* for limitations. **42.** Lexus provides complimentary maintenance for your first two scheduled visits at the earlier of 6 months/5,000 miles and 12 months/10,000 miles. See *Warranty and Services Guide* for details. For Lexus vehicles registered and normally operated in the continental United States, U.S. territories and Canada. **43.** EV Mode lets you operate solely on battery power at low speeds for short distances and in limited circumstances, such as in a parking garage. Different conditions may prevent or limit usage. See your *Owner's Manual* for instructions and limitations. **44.** The Panoramic View Monitor does not provide a comprehensive view of the area surrounding your vehicle. Look around to confirm clearance. See *Owner's Manual* for limitations. **45.** Do not overly rely on the Front Cross-Traffic Alert system. Always visually confirm that it is safe to proceed. See *Owner's Manual* for limitations. **46.** Traffic Jam Assist is not an automated driving system, requires driver supervision at all times, and is designed to function on controlled access freeways at speeds of 25 mph or less. Use this system in accordance with applicable laws. Requires an active subscription to Drive Connect, which depends on 4G network availability and other factors outside Lexus' control. Service requires account registration through Lexus App and acceptance of Connected Services Terms of Use at [Lexus - Connected Services Terms of Use](#) and Master Data Consent. Before operating, refer to *Owner's Manual* for instructions and limitations. **47.** Performance figures are for comparison only and were obtained with prototype vehicles by professional drivers. **48.** Projected EPA-estimated MPG ratings as determined by manufacturer. EPA estimates not available at time of publishing. Use for comparison purposes only. Your mileage will vary for many reasons, including your vehicle's condition and how/where you drive. See www.fueleconomy.gov. **49.** Accessories may vary by model year, not be available in all regions of the country, or require a special order. Please see your dealer for availability. **50.** For accessories purchased at the time of the new vehicle purchase, the Lexus Accessory Warranty coverage is in effect for 48 months/50,000 miles from the vehicle's in-service date, which is the same coverage as the new vehicle Basic Warranty. For accessories purchased after the new vehicle purchase and installed by a Lexus dealer the coverage is 12 months for the parts and labor, regardless of mileage, from the date the accessory was installed on the vehicle, or the remainder of any applicable new vehicle warranty, whichever provides greater coverage. Accessories purchased over the counter are covered for 12 months from the date of purchase. Refer to your Lexus accessory limited warranty or documentation that accompanies accessory purchase for coverage and conditions. **51.** This floor liner or floor mat was designed specifically for use in your model and model year vehicle and SHOULD NOT be used in any other vehicle. To avoid potential interference with pedal operation, each liner or mat must be secured with its fasteners. Do not install a floor liner or mat on top of an existing floor liner or mat. **52.** Dashcam may not record under certain conditions. Use in accordance with applicable laws. See dashcam *Owner's Manual* for details. **53.** Genuine Lexus Paint Protection Film by 3M[™] is designed for specific sections of the vehicle most prone to chipping which may vary depending on vehicle model. Select applications may require an additional charge. Lexus Genuine Accessory Warranty only applies when installation is performed by a trained Lexus-approved installer. See Lexus dealer for details.

Lexus strives to build vehicles to match customer interest, and thus they typically are built with popular options and option packages. Not all options/packages are available separately, and some may not be available in all regions of the country. Lexus Interface display shown may not reflect most recent over-the-air enhancements. Use lexus.com for information about options/packages commonly available in your area. If you would prefer a vehicle without any or with different options, contact your dealer to check for current availability or the possibility of placing a special order. Specifications, features, equipment, technical data, performance figures, options, and color and trim are based upon information available at time of publishing, are subject to change without notice, and are for mainland U.S.A. vehicles only. **Vehicles shown may be prototypes, show using visual effects and/or shown with options. Actual models may vary.** Colors depicted may vary based on multiple factors, including ambient illumination and the format in which they are being viewed (e.g., computer, mobile device, or print). See your Lexus dealer for details. Lexus reminds you to wear seatbelts, secure children in rear seat, obey all traffic laws and drive responsibly. For more information, call 800-USA-LEXUS (872-5398) or visit lexus.com. To learn more about your financing options, contact your Lexus dealer or call Lexus Financial Services at 800-874-7050.

WHAT AMAZING
IDEAS WILL YOU
INSPIRE NEXT?

