

# FALL & WINTER



# 2023

PRICES IN EFFECT UNTIL DECEMBER 31<sup>ST</sup>, 2023

## 17" DRILL PRESS



DRILL PRESS CHUCK SAFETY GUARD  
KM-118  
Fits KC-118FC

**\$29.99**

- KC-118FC**
- 12.5 Amp. motor
  - 16 speeds (240-3400 RPM)
  - 17" swing
  - 3 1/4" stroke
  - 5/8" chuck

**\$899.**

## 17" DRILL PRESS with SAFETY GUARD & LIMIT SWITCH



- KC-118FC-LS**
- 12.5 Amp. motor
  - 16 speeds (240-3400 RPM)
  - 17" swing
  - 3 1/4" stroke
  - 5/8" chuck

**\$999.**



# RE-TOOL YOUR METAL SHOP

## The Most Innovative Drill Presses

DVR WITH ADAPTIVE CONTROL™ SOFTWARE



Safety Guard with Limit Switch

83750  
Fits #83705

**\$399.**

## 16" NOVA VIKING DVR DRILL PRESS

- 83705
- Powerful direct drive 1 HP high torque motor with no pulleys or belts
  - Spindle taper MT #2
  - Comes with 5/8" drill chuck & key, firmware USB cable

**\$1699.**



Safety Guard with Limit Switch

58501  
Fits #58006

**\$399.**

## 18" NOVA VOYAGER DVR DRILL PRESS

- 58006
- Powerful direct drive 1.75 HP high torque motor with no pulleys or belts
  - Spindle taper MT #2
  - Comes with 5/8" drill chuck & key, firmware USB cable

**\$2399.**

## MILLING DRILLING MACHINE with SAFETY GUARD & LIMIT SWITCH

### PDM-30

- 16 1/2" swing
- 1 1/4" Drilling capacity
- 3" Face mill capacity
- 5" stroke
- Spindle taper R8
- 12 speeds (150-2500 RPM)

**OPTIONAL TABLE POWERFEED ATTACHMENT PFM-32**  
For # PDM-30  
**\$679.**

**5 PC. ACCESSORY BONUS PACKAGE FREE**  
INCLUDED WITH THE PURCHASE OF A PDM-30 MILLING DRILLING MACHINE  
Includes: angle drill press vise, drill chuck with key, drill chuck arbor, carbide tipped face mill and face mill arbor

**OPTIONAL MILLING DRILLING MACHINE STAND SS-45**



11 Amp. (220V)

**\$2999.**

**\$399.99**

## STATIONARY 6.5 PEAK HP 60 GALLON AIR COMPRESSOR

### KC-6160V2

- 150 PSI max pressure
- 13.4 CFM @ 40 PSI
- 11.2 CFM @ 90 PSI

**\$1099.**

2 cylinder cast iron single stage oil lubricated pump



Thermally protected Marathon® 6.5 peak HP motor with reset

## 8" LOW SPEED LONG SHAFT BUFFER

### KC-899LSB

- Powerful 1/2 HP motor
- Arbor shaft diameter: 5/8"
- Motor no load speed: 1,750 RPM
- Comes with two 8" x 1/2" spiral sewn cloth buffing wheels

**\$159.99**



**2PC. 8" X 1/2" BUFFING WHEEL KIT KM-131**

**\$39.99**

## 16" X 20" COMBO LATHE/MILL

### KC-1620CLM

- Comes with 5" 3 jaw chuck, imperial & metric change gears, quick change tool post with 1/2" capacity, steady rest, follow rest, thread chasing dial indicator, MT#3 & MT#4 dead centres, 1/2" drill chuck and tool box with adjusting tools

Two powerful 3/4 HP 110V motors

**\$3499.**



**OPTIONAL STAND**

### SS-1620CLM

(41-3/8" x 19-1/4" x 30-1/2")

**\$399.**

**OPTIONAL**

### KM-124

Elevating block with 7/16" T-slots (7-7/8" x 5-7/8" x 5")

**\$199.**

## 5 PC. CUTTER HOLDER SET

### KM-046

3/8" Shank  
Fits: KC-0712ML, KC-1022ML, KC-1620CLM

**\$59.99**

## 2" X 42" BELT & 8" DISC SANDER

### KC-770FX

- Both a 1" and a 2" sanding belt can be installed
- Comes with 1" x 42" sanding belt, 2" x 42" sanding belt, 1" & 2" belt platens, 2 x 8" adhesive sanding discs, miter gauge and adjustment hex. keys



**\$499.**

## 2" X 42" PURE ZIRCONIA SANDING BELTS

Model	Belt Size	Grit	Unit	Price
SB-242-60Z	2"x42"	60	1	\$9.99
SB-242-80Z	2"x42"	80	1	\$9.99
SB-242-100Z	2"x42"	100	1	\$9.99
SB-242-120Z	2"x42"	120	1	\$9.99

## PURE ZIRCONIA 8" SANDING DISCS

Model	Disc Size	Grit	Unit	Price
SB-8-60Z	8"	60	1	\$9.99
SB-8-80Z	8"	80	1	\$9.99
SB-8-100Z	8"	100	1	\$9.99
SB-8-120Z	8"	120	1	\$9.99

## INSPECTION CAMERAS

### INSPECTION CAMERA WITH LCD MONITOR

#### KC-9050

Kit includes:

- Camera handle, 9mm dia. x 39" flexible camera probe
- 2.4" diagonal TFT-LCD color monitor,
- Kit comes with 3 accessory tools (45° mirror, magnetic pick-up, pick-up hook) and 4 AA batteries

**\$99.99**

### WIRELESS INSPECTION CAMERA WITH RECORDABLE LCD MONITOR

#### KC-9200

Kit includes:

- Camera handle, 39"x 9mm camera probe, 39"x 10mm camera probe extension, 3.5" TFT-LCD wireless color monitor, monitor Li-ion charger, 3 accessory tools (45° mirror, magnetic pick-up, pick-up hook), USB and Video cables, 4GB SD memory card and 4 AA batteries

**\$199.99**

PATENTED TRU-LOCK quick locking vise system

**\$1999.**



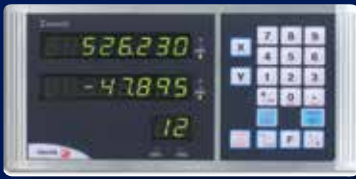
## 7" X 12" METAL CUTTING BANDSAW

### KC-712BC

- 11.5 Amp. motor
- Coolant system
- Adjustable ball bearing guides
- 4 speeds (85-130-180-235 FPM)

Model	Length	Width	Blade Material	TPI	Thickness	Price
KBB-712-10	93"	3/4"	H.S.S.	10	.032"	\$27.99
KBB-712-14	93"	3/4"	H.S.S.	14	.032"	\$27.99
KBB-712-18	93"	3/4"	H.S.S.	18	.032"	\$27.99
KBB-712-BM-610	93"	3/4"	Bi-Metal	6-10	.032"	\$79.99
KBB-712-BM-1014	93"	3/4"	Bi-Metal	10-14	.032"	\$79.99

## FAGOR DIGITAL READOUT SYSTEMS



**20i-T-840**  
(Fits KC-1440ML-6  
& KC-1440ML-2)

2 AXIS with  
8" x 40" scales

**\$2499.**

**20i-T-1040**  
(Fits KC-1640ML)

2 AXIS with  
10" x 40" scales

**\$2699.**

## LIVE CENTERS



**\$69.**  
**KLC-2M**  
TAPER SHANK -  
MT#2

**\$79.**  
**KLC-3M**  
TAPER SHANK  
MT#3

## 7 PC. CARBIDE CUTTER HOLDER

- 2 positions carbide indexable Cutter Inserts (5pc.)
- H.S.S. inserts (2pc.)

**INCLUDED**  
Screwdriver and  
3 adjustment keys



**KM-047**  
3/8" Shank

**KM-057**  
5/8" Shank

**\$199.**

**\$219.**

Fits Models: KC-0712ML, KC-1022ML  
Fits Models: KC-1236ML, 14440ML-2, 14440ML-6, KC-1640GH, KC-1640ML & KC-1660GH

## TAPER ATTACHMENT



**Taper Attachment must be ordered together with**

These Taper Attachments are designed to fit our 12" x 36", 14" x 40" & 16" x 40" Metal Lathes models  
KC-1236ML, KC-1440ML-2 & KC-1640ML

## 7 PC. QUICK CHANGE TOOL POST KITS



**KOCT-0012**  
Fits most lathes up to 0 to 12" swing

**\$299.99**

**KOCT-1015**  
Fits most lathes between 10" to 15" swing

**\$359.99**

**KOCT-1318**  
Fits most lathes between 13" to 18" swing

**\$499.99**

**2**

# METAL LATHES & ACCESSORIES



## 7" X 12"

### VARIABLE SPEED MINI METAL LATHE


KC-0712ML

- 3/4" spindle bore
- Variable speeds 2 (0-1100, 0-2500 RPM)
- Comes complete with quick change gear box, face plate, replacement gears, 4-way tool post, MT#2 dead center, threading dial indicator

**\$1099.**

5.5 Amp.  
(110V)

**INCLUDES - 4" - 3 JAW CHUCK & STEADY REST**



## 10" X 22"

### BELT DRIVE METAL LATHE

KC-1022ML

- 1" spindle bore
- Spindle speeds 6 (150-2400 RPM)
- Comes complete with 5"-3 jaw chuck, 6-1/2"-4 jaw chuck, replacement gears, 4 way tool post, steady rest, follow rest, 8" face plate, thread chasing dial indicator, MT#3 dead center, full length splash guard, tool box, and chuck key

**\$2999.**

12 Amp.  
(110V)

**OPTIONAL  
CABINET  
STAND  
SS-1022**



**\$379.99**



## 12" X 36"

### GEARHEAD METAL LATHE

KC-1236ML/SS-1236

- 1 1/2" spindle bore
- Spindle speeds 9 (60-1500) RPM
- 40(4-112 T.P.I.) 30(.2 - 4.5mm) thread cutting
- Comes complete with 6"-3 jaw chuck, 8"-4 jaw chuck, imperial and metric gears, quick change tool post, steady rest, follow rest, 10" DI-4 camlock face plate, thread chasing dial indicator, MT#3 dead center, MT#3 arbor taper, 1/2" drill chuck, full length splash guard, tool box, and chuck keys

**\$5999.**

**WITH TAPER ATTACHMENT  
KC-1236ML/KM-053/SS-1236**

**\$6499.**

1.5 HP  
(220V)



**BONUS  
CABINET STAND  
INCLUDED**

## 14" X 40"

### GEARHEAD METAL LATHE

- Spindle speeds 8(70-2000 RPM)
- 34(4-56 T.P.I.) 26(.4 - 7mm) thread cutting
- Comes complete with 7"-3 jaw chuck, 8"-4 jaw chuck, replacement gears, quick change tool post, steady rest, follow rest, 12" DI-5 camlock face plate, coolant system, full length splash guard, thread chasing dial indicator, 2 MT#3 dead centers, MT#6-MT#3 sleeve, tool box, chuck keys, and cabinet stand with foot brake

KC-1440ML-2

**\$9499.**

**WITH TAPER ATTACHMENT  
KC-1440ML-2/KM-054**

**\$9999.**

2 HP  
(240V)



**CABINET STAND WITH  
FOOT BRAKE INCLUDED**

## 16" X 40"

### HIGH PRECISION "TOOL ROOM" METAL LATHE

- Spindle speeds 16(45-1800 RPM)
- 2" spindle bore diameter
- 45(2-72 T.P.I.) thread cutting
- Comes complete with 8"-3 jaw chuck with inside & outside jaws, 12"-4 jaw chuck, quick change tool post and two 3/4" tool holders, steady and follow rests with roller guides, 14" (D1-6) camlock face plate, MT #4 standard dead centre, MT #4 carbide tipped dead centre, MT #4 to MT #6 spindle sleeve adapter, coolant system, manual micrometer carriage stop, tool box and wrenches


KC-1640ML

**\$16999.**

**WITH TAPER ATTACHMENT  
KC-1640ML/KM-055**

**\$17499.**

4 HP  
(600V)



**CABINET STAND WITH  
FOOT BRAKE INCLUDED**

# MILLING DRILLING MACHINES

## MINI MILLING DRILLING MACHINE KC-15VS

- Variable speed gear drive
- Spindle depth fine feed control with micro downfeed dial
- Adjustable depth stop
- Chuck guard
- Emergency stop button
- Comes with 1/2" chuck, chuck key, R8 chuck arbor, safety guard, 2 T-bolts, oil bottle, adjustment wrenches and hex. keys

**POWERFUL  
3/4 HP  
MOTOR**




Column tilts 45° to the right or left

**\$1099.**




## FAGOR DIGITAL READOUT SYSTEMS

20i-M-1836  
(Fits 1050VS)  
2 AXIS with 18" x 36" scales



**\$2099.**

30i-M-183616  
(Fits 1050VS)  
3 AXIS with 18" x 36" x 16" scales



**\$3099.**

## MILLING DRILLING MACHINE WITH DIGITAL READOUT, SAFETY GUARD & LIMIT SWITCH

### KC-20VS-2

- 1 HP Motor
- 13" Max. distance spindle nose to table
- 13" swing
- R8 Spindle taper
- 2" Spindle stroke
- Speeds 2(50-1125 / 100-2250 RPM)
- 7 1/16" x 27 1/2" Table dimensions
- 1/2" Size of T-Slot on table
- Comes with 1/2" chuck, chuck key, R8 chuck arbor, safety guard, 2 T-bolts, oil bottle, adjustment wrenches, hex. keys and tool box



HEADS TILTS 90° TO THE LEFT AND RIGHT

**\$2099.**



### OPTIONAL

MILLING DRILLING MACHINE STAND  
SS-20VS

**\$349.99**

## 18 PC. COLLET SETS

Includes straight shank, 15 collets, wrench and plastic case.

### KCS-4015

- Straight shank taper ISO 40
- Draw Bar 5/8" WII



### KCS-R8-15

- Straight shank taper R8
- Draw Bar 7/16" NF 20

**\$399.99** ea.

## DIVIDING PLATES FOR ROTARY TABLE

### KC-DPRT-6

Size 6"



### KC-DPRT-8

Size 8"



**\$159.99** ea.

## K-TYPE SWIVEL BASE MILLING VISES



3"	4"	6"	8"
KMV-3M	KMV-4M	KMV-6M	KMV-8M
<b>\$129.</b>	<b>\$199.</b>	<b>\$259.</b>	<b>\$369.</b>

## HORIZONTAL & VERTICAL ROTARY TABLES

### KC-HVRT-6

Size 6"

### KC-HVRT-8

Size 8"



**\$499.**

**\$659.**

## 12" SLOW SPEED COLD CUT SAW

### KC-315CS

- 4.5 HP motor
- Low 52 RPM blade speed is ideal for cutting ferrous metals
- Mitering head pivots to the right or left with positive stops at 45° and 90°

Blade not included



### OPTIONAL

#### 12" COLD CUT SAW BLADE

KM-1200  
(Made in Italy)

**\$359.**



**\$3299.**

## GEARHEAD MILLING DRILLING MACHINE WITH SAFETY GUARD & LIMIT SWITCH

### KC-45

- 1.5 HP Motor
- Forward & Reversing Switch
- 20 7/16" Swing
- 5" Stroke
- 6 speeds (60-1500 RPM)
- 9 1/2" X 32 1/4" Table
- 1 1/4" Drill capacity
- 4" Face mill capacity
- Spindle taper R8



**\$5999.**

### OPTIONAL

#### TABLE POWERFEED ATTACHMENT

PFM-32  
For # KC-45

**\$679.**



### OPTIONAL

MILLING DRILLING MACHINE STAND  
SS-45

**\$399.99**

# METAL CUTTING BANDSAWS

## PORTABLE VARIABLE SPEED METAL CUTTING BANDSAW

KC-8377

- Variable speed 0-420 SFPM
- Cutting capacity of 5" x 5"
- Blade tension lever
- Comes with standard 44-7/8" x 1/2" blade

**\$199.99**



**OPTIONAL**  
Miter Stand  
turns this  
Bandsaw into  
a Cut-off Saw

SS-8377

**\$99.99**

BI-METAL BLADES					
Model	Length	Width	TPI	Thickness	Price
KBB-8376-BM-1014	44-7/8"	1/2"	10-14	.020"	\$24.99
KBB-8376-BM-1418	44-7/8"	1/2"	14-18	.020"	\$24.99

## 5" x 6" METAL CUTTING BANDSAW

KC-129C

- 3 speeds (80-120-200 FPM)
- Comes with wheels for portability

**8 Amp.  
(110V)**



**\$699.**

H.S.S. & BI-METAL BLADES						
Model	Length	Width	Blade Material	TPI	Thickness	Price
KBB-115-10	64-1/2"	1/2"	H.S.S.	10	.025"	\$19.99
KBB-115-14	64-1/2"	1/2"	H.S.S.	14	.025"	\$19.99
KBB-115-18	64-1/2"	1/2"	H.S.S.	18	.025"	\$19.99
KBB-115-24	64-1/2"	1/2"	H.S.S.	24	.025"	\$19.99
KBB-115-BM-10	64-1/2"	1/2"	Bi-Metal	10	.025"	\$39.99
KBB-115-BM-14	64-1/2"	1/2"	Bi-Metal	14	.025"	\$39.99
KBB-115-BM-18	64-1/2"	1/2"	Bi-Metal	18	.025"	\$39.99

## 5" x 6" DUAL SWIVEL METAL CUTTING BANDSAW

KC-129DS

- Head swivels 0° - 45° to the right and 0° - 60° to the left
- Adjustable hydraulic downfeed control
- Automatic shut-off switch



**8 Amp.  
(110V)**

**\$949.**

ADJUSTABLE  
HYDRAULIC  
CYLINDER



## 10" x 18" METAL CUTTING BANDSAW

KC-227-2 (220V)

KC-227-6 (600V)

- 4 speeds (114, 196, 288, 377 FPM)
- Carbide ball bearing blade guide
- Control panel with automatic shut-off
- Adjustable hydraulic downfeed control
- Both adjustable control arms can be positioned as close to the cut as possible
- Coolant system with regulator valves

PRECISION  
PRESSURE  
GAUGE  
INDICATES  
THE BLADE  
TENSION



H.S.S. BLADES					
Model	Length	Width	TPI	Thickness	Price
KBB-225-10	122"	1"	10	.032"	\$39.99
KBB-225-14	122"	1"	14	.032"	\$39.99

**11.5 Amp. @ 220V  
2.6 Amp. @ 600V**

## 10" x 18" VARIABLE SPEED SWIVEL METAL CUTTING BANDSAW

KC-228S-V-2 (220V)

KC-228S-V-6 (600V)

**11.5 Amp. @ 220V  
2.6 Amp. @ 600V**

- Swivel base from 0° to 45°
- Position adjustable control panel and automatic shut-off
- Adjustable hydraulic down feed control
- Carbide ball bearing blade guides
- Coolant system with regulator valves

BI-METAL BLADES					
Model	Length	Width	TPI	Thickness	Price
KBB-225-BM-610	122"	1"	6-10	.032"	\$99.99
KBB-225-BM-812	122"	1"	8-12	.032"	\$99.99



PATENTED  
TRU-LOCK™ quick  
locking vise system.

Exclusive  
24 Volt  
control  
panel

Exclusive  
24 Volt  
control  
panel

**\$5999.**



PATENTED  
TRU-LOCK™ quick  
locking vise system.

**\$7999.**

# METAL CUTTING BANDSAWS

# nova™

## 7" x 12" DUAL SWIVEL METAL CUTTING BANDSAW

KC-712DS

6 Amp.  
(220V)

- Returning coolant system
- 4 speeds (98-164-246-328 FPM)
- Automatic shut-off
- Adjustable ball bearing guides

PATENTED  
TRU-LOCK™ quick  
locking vise system.



**\$3599.**

## 7" x 12" NOVA DVR METAL CUTTING BANDSAW

59001

- Smart metal bandsaw features state of the art technology
- Digital Variable Reluctance (DVR) Direct Drive 1 HP motor with Adaptive Control™ Software
- Constant torque under load and electronic braking emergency stop
- Includes a 240V conversion components kit

**DVR  
Smart**  
THE WORLD FIRST  
SMART BANDSAW  
WITH DIGITAL  
DISPLAY



**\$3799.**

## 9" x 18" METAL CUTTING SWIVEL BANDSAW

KC-918S-V (8 Amp. 220V)

KC-918S-V- 600 (2.5 Amp. 600V)

- Returning coolant system
- Variable speeds (80-250 FPM)
- Carbide ball bearing blade guides with rollers
- Centralized control panel and automatic shut-off
- Adjustable hydraulic downfeed control
- Precision blade tension adjustment
- Head swivels 0° to 45° in one direction
- Quick-positioning vise with fully adjustable jaws for 0° to 45° angles

VARIABLE  
SPEED



**\$8499.**

## 17" VARIABLE SPEED METAL/WOOD CUTTING BANDSAW

KC-1700WM-VS

- Variable speeds (wood): 540-3600 SFPM
- Variable speeds (metal): 100-650 SFPM
- Voltage (input power): 220V, 1 phase, 60 Hz
- Comes with a 1/2" x 6 TPI wood cutting blade, 1/2" x 10 TPI metal cutting blade, laser guide, work lamp, miter gauge and a precision "TRU-RIP" aluminum rip fence with resaw guide



2HP  
(8 Amp. @ 220V)

**\$4499.**

## 18" METAL CUTTING BANDSAW

KC-450

- Variable speed
- Handwheel controls speed
- Speed changes while the machine is in operation
- Comes complete with 4-way tilting table, and work light



7.5 Amp.  
(220V)

**\$5499.**

H.S.S. & BI-METAL BLADES ("SKIP TOOTH")						
Model	Length	Width	Blade Material	TPI	Thickness	Price
KBB-918-10	131 3/4"	1"	H.S.S.	10	.032"	\$39.99
KBB-918-14	131 3/4"	1"	H.S.S.	14	.032"	\$39.99
KBB-918-BM-610	131 3/4"	1"	Bi-Metal	6-10	.032"	\$99.99
KBB-918-BM-812	131 3/4"	1"	Bi-Metal	8-12	.032"	\$99.99

# 3" X 79" METAL BELT SANDER

## KC-379MS

- Sanding belt rotates on 7-1/2" vented drive wheel and solid rubber rear wheel for maximum tracking and sanding control
- Head pivots up or down on base for easy and safe work heights
- Horizontal working height of 36"

Hinged top cover for access to entire length of belt for larger pieces



2 HP (220V)

**\$1079.**

Comes with Canadian made 80 Grit pure zirconia sanding belt

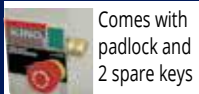


## 3"x 79" PURE ZIRCONIA SANDING BELTS

Model	Belt Size	Grit	Unit	Price
SB-379-60	3"x79"	60	1	\$19.99
SB-379-80	3"x79"	80	1	\$19.99
SB-379-120	3"x79"	120	1	\$19.99

## MAGNETIC SWITCHES

Comes with twist lock emergency stop button



Comes with padlock and 2 spare keys

**\$129.99** ea.

KMAG-110-811	110V (8-11 Amp.)
KMAG-110-1114	110V (11-14 Amp.)
KMAG-110-1417	110V (14-17 Amp.)
KMAG-220-811	220V (8-11 Amp.)
KMAG-220-1114	220V (11-14 Amp.)
KMAG-220-1417	220V (14-17 Amp.)
KMAG-220-1721	220V (17-21 Amp.)

# 2 HP METAL DUST COLLECTOR

## KC-7300C

- Powerful 2 HP, 220V motor
- 2 Step activation safety switch with line voltage interruption
- Ideal for collection of metal chips and abrasive dust produced by metal sanders, grinders, cold cut saws, deburring and chamfering machines
- Large metal chips collection drawer
- 6" inlet with Y-inlet adaptor with two 3" dust inlets allowing up to connect up to two metalworking machines
- Comes with large paper filter and iron activated carbon filter

**\$1699.**



## FIREPROOF 3" METAL DUST COLLECTION HOSES KIT

### KM-102

Kits Includes: 2 - 8ft. (2.5M) Fireproof hoses 4 - hose clamps (3")

**\$79.99**



## DIGITAL FRACTIONAL CALIPER

### KM-106

- Converts to inches (decimal and fractional) and metric readings
- Waterproof to IP54 standards
- Two 3V Lithium batteries included

**\$35.**



# 10" WET/DRY SHARPENER KIT

## KC-4900S

- 1.6 Amp. motor quietly rotates at 115 RPM for maximum precision during sharpening
- Comes with angle guide honing compound and a square edge jig for sharpening a variety of blades and wood chisels

**\$229.99**

**OPTIONAL**

## 4 pc. Accessory Kit

### KM-130

(Short knife jig, long knife jig, scissors jig & axe jig)

**\$69.99**



## BENCH GRINDER STAND

### SS-150N

- Made of cast-iron & alloy steel
- Height of 31-1/2" from the floor
- Water reservoir for quenching workpieces

## BENCH GRINDERS

### KC-690

- 3.5 Amp. motor
- 3500 RPM

**\$69.99**



### KC-890

- 7 Amp. motor
- 3450 RPM

**\$125.**



## 8" LOW SPEED BENCH GRINDER WITH LIGHT

### KC-895LS

Comes complete with diamond wheel dressing tool, tool rests, eye shields, coarse 60 grit and fine 120 Grit 8" x 1" white aluminum oxide grinding wheels

**\$159.99**



**\$79.99**

# 12" HEAVY-DUTY BENCH GRINDER WITH FLOOR STAND

## KC-1295

- Cast-iron wheel guards and dust vents with 2-1/2" T-fitting adaptor for dust collection
- Built-in cast-iron quench tray, 36 Grit and 60 Grit 12" x 2" grinding wheels

1.5 HP (220V)

Direct Drive Motor

**\$1699.**



# METAL FORMING MACHINES



## 3 IN 1 METAL FORMING MACHINES

### 52" FOOT SHEAR

KC-F5216

- Cutting length 52"
- Capacity 16 Gauge
- Weight 1080 lbs

**\$2499.**



### SLIP ROLLS

KC-S5016

- Max. length 50"
- Capacity 16 Gauge
- Weight 540 lbs

**\$1849.**

KC-S3622

- Max. length 36"
- Capacity 22 Gauge
- Weight 176 lbs

**\$779.**

KC-S2422

- Max. length 24"
- Capacity 22 Gauge
- Weight 81 lbs

**\$679.**



### 12" HAND SHEAR

KC-HS12

- Level arm with compensating spring

**\$245.**



### 4 TON HAND NOTCHER

KC-N616

- 16 Gauge notching capacity (mild steel)
- 18 Gauge piercing capacity (mild steel)
- Maximum notch (6" X 6" x 90°)
- Weight 165 lbs

**\$749.**



### ARBOR PRESS

KAP-3

- Capacity: 3 Ton
- Diameter of work: 12 1/2"
- Capacity over table: 12"

**\$379.**



### COMBINATION ROTARY MACHINE

KC-RM22

- Cutting capacity (mild steel): 22 Gauge
- Distance between shaft centers: 2"
- Depth of throat to frame: 7"
- Includes 6 dies for hooking (2), burring, wiring, ogee beads and crimping

**\$749.**



### SHEAR, BRAKE AND ROLL

KC-1220

- Max. length 12"
- Maximum thickness 20 Gauge
- Weight 95 lbs

**\$659.**

KC-3020

- Max. length 30"
- Maximum thickness 20 Gauge
- Weight 300 lbs

**\$999.**

KC-4020

- Max. length 40"
- Maximum thickness 20 Gauge
- Weight 387 lbs

**\$1599.**

### 16 GAUGE BOX AND PAN BRAKE

KC-BP4816

- Bending length 48 1/2"
- Capacity 16 Gauge
- Weight 380 lbs

**\$1199. NEW HEAVIER DUTY MODEL**



### FLOOR MODEL BOX AND PAN BRAKE

- Bending length 48"
- Capacity 12 Gauge
- Weight 1140 lbs



**\$3999.**

## CORDLESS LED WORK LIGHTS

750 Lumen LED Work light  
KC-750LED-B

**\$19.99**

COMES WITH MAGNETIC BASE & 4 PANASONIC AA BATTERIES

10W Work light emits 1500 lumens  
KC-1502LED-C

CORDLESS

**\$59.99**

## LED WORK LIGHTS



KC-3002LED-ST  
40W work light emits 6000 lumens

- Quick release latch
- For indoor and outdoor use in dry locations

**\$149.99**



KC-4002LED-ST  
72W work light emits 8000 lumens

- Quick release latch
- For indoor and outdoor use in dry locations

**\$219.99**

KC-1501LED  
15W Work light emits 1500 lumens  
**\$35.99**

KC-3001LED  
20W work light emits 3000 lumens  
**\$59.99**

KC-4001LED  
36W work light emits 4000 lumens  
**\$99.99**

## RECIRCULATING PARTS WASHERS

CLEANING BRUSH FOR PARTS WASHERS  
KM-059



**\$19.99**

5 GALLON

KPW-205  
• Safety lever has fusible link  
• Durable pump included

**\$89.99**

20 GALLON

KPW-220  
• Safety lever has fusible link  
• Durable pump included

**\$199.99**

40 GALLON

KPW-240  
• Safety lever has fusible link  
• Durable pump included

**\$299.99**



2 TON FOLDING SHOP CRANE  
KFC-2TC

- 8 ton hydraulic ram features top-of-stroke and safety overload bypass system for maximum pump protection
- Compact design with retractable boom and foldable legs
- Fold-up legs with safety pins extend to 65"

**\$379.**

14" CUT-OFF SAW  
8342LN

- Quick release vise for holding workpiece, allows cuts up to a 45° angle
- Powerful 15 Amp motor

**\$169.99**



VARIABLE SPEED HAND-HELD BLOWER/VACUUM

8317

- 116 CFM, max air speed 195 km/h (121 mph)
- Variable speed (6,000-14,000 RPM)
- Trigger lock-on button for continuous operation
- Comes complete with soft flexible rubber blower nozzle and a vacuum dust bag.

**\$29.99**



Vacuum mode

## PRESSURE ABRASIVE SANDBLASTERS

- Safety pressure relief valve
- Loading abrasive is made simple using the concave funnel top of the tank
- Safety pressure relief valve
- 1/2" (I.D.) x 8 ft abrasive feed hose
- Includes media gun, 4 interchangeable nozzles (2, 2.5, 3 & 3.5mm), water separator filter, protective blast hood and teflon tape

KSB-10 10 GALLON KSB-20 20 GALLON



Protective blast hood included

**\$249.99**

**\$299.99**

## HYDRAULIC SHOP PRESSES WITH GRID GUARD

- Great for straightening, pressing, bending or stamping
- Used to install or remove gears, bushings or bearings
- Adjustable bed height with support rods
- Comes with 2 pressure plates

Optional 9 PC. PUNCH & DIE KIT KM-045  
**\$129.99**



10 TON  
KHP-10T-GGN  
**\$349.99**

20 TON  
KHP-20T-GGN  
**\$559.99**

## SANDBLAST CABINETS WITH LED LIGHT

LED light for improved visibility

- 4 different sized ceramic nozzles
- 2 rubber gauntlet gloves
- Dual large access doors allow user to sandblast longer pieces of metal (KSB-350-LED only)
- Comes with 5 replacement adhesive window protectors



KSB-110N-LED  
**\$199.99**

KSB-350-LED  
**\$699.**

ADHESIVE WINDOW PROTECTORS  
KM-097 Fits: KSB-110N-LED 5 PC. KIT  
**\$27.**

KM-098 Fits: KSB-350-LED 5 PC. KIT  
**\$27.**

REPLACEMENT CERAMIC NOZZLES  
KM-036 Fits: KSB-110N-LED & KSB-350-LED 4 PC. KIT  
**\$27.**





# HEPA

## CARTRIDGE FILTERS

HEPA (high-efficiency particulate air) filters are designed to capture all particles that are 0.3 microns or smaller

### KVAC-1145

FITS: 8520LP, 8530LP, 8531LP-B, 8540LST

### KVAC-1150

FITS: 8560LST



**\$39. EA.**

### 8520LP

- Powerful 3.5 Peak HP motor
- 5 US Gallon (20L)
- Comes complete with 6 ft. x 1-1/4" thread-on hose, 3 pc. plastic extension wand, 20L dust bag, foam filter, reusable filter, 10" floor sweep and crevice tool



**\$69.99**

Tank water drain

### 8530LP

- Powerful 4 Peak HP motor
- 8 US Gallon (30L)
- Comes complete with 6 ft. x 1-1/4" hose, 2 pc. plastic extension wand, 30L dust bag, cartridge filter, foam filter, reusable filter, 10" floor sweep and crevice tool



**\$89.99**

### 8540LST

- Powerful 5 Peak HP motor
- 10 US Gallon (40L)
- Comes complete with 6 ft. x 1-1/4" hose, 2 pc. extension wand, 40L dust bag, cartridge filter, foam filter, reusable filter, 10" floor sweep and crevice tool



**\$179.99**

Tank water drain

### 8560LST

- Powerful 6.5 Peak HP motor
- 16 US Gallon (60L)
- Convenient 18 ft. power cord
- Comes complete with 8 ft. x 2-1/2" flex hose, 2 pc. 2-1/2" extension wand, handle with air control, cartridge filter, foam filter, 14" floor sweep with squeegee insert, gulper tool, crevice tool and hanging accessory storage bag



**\$299.99**

## PREMIUM HYBRID POLYMER

### GARDEN HOSES

Extreme All-Weather Flexibility  
Kink resistant

K-5058GH 5/8" x 50 ft. K-10058GH 5/8" x 100 ft.

**\$45. \$77.** 150 PSI (Working) / 450 PSI (Burst)



### HYBRID POLYMER INDUSTRIAL AIR HOSES

K-2514H	25x1/4"	\$21.99
K-2538H	25x3/8"	\$29.99
K-5014H	50x1/4"	\$33.99
K-5038H	50x3/8"	\$44.99
K-10014H	100x1/4"	\$54.99
K-10038H	100x3/8"	\$65.99

### RETRACTABLE AIR HOSE 50 FT. x 3/8" REEL WITH HYBRID POLYMER AIR HOSE

- K-5038FRL
- All-Weather Flexibility (-40°C to 65°C)
- Comes with wall mounting hardware



**\$109.99**

### MANUAL AIR HOSE 100 FT. x 1/4" REEL WITH HYBRID POLYMER AIR HOSE

- K-10014FRL
- 360° swivel base
- All-Weather Flexibility (-40°C to 65°C)



**\$109.99**

## AIR TOOL KIT

8171  
Comes with 1/2" Impact Wrench, 3/8" Ratchet Wrench, Air Hammer and 1/4" Die Grinder

**\$149.99**



71 PC.

## SPRAY GUN KITS

8180	8182	8185
<b>\$37.99</b>	<b>\$49.99</b>	<b>\$69.99</b>
8190 HVLP	8195	
<b>\$79.99</b>	<b>\$99.99</b>	

# AIR COMPRESSORS & ACCESSORIES



### TIRE INFLATION GUN WITH PRESSURE GAUGE K-1630

**\$23.99**



### COMPRESSOR OIL BOTTLE (850ml) KW-077

**\$9.99**



### HIGH OUTPUT 6.5 PEAK HP 60 GALLON AIR COMPRESSOR KC-5160V2

- 150 PSI max pressure
- 22.6 CFM @ 40 PSI
- 18.5 CFM @ 100 PSI

### HIGH OUTPUT 7.5 PEAK HP 80 GALLON AIR COMPRESSOR KC-7180V3-MS

- 200 PSI max pressure
- 43 CFM @ 40 PSI
- 28 CFM @ 175 PSI

**NEW & IMPROVED**  
High Performance Air Compressor with high output of 28 CFM @ 175 PSI

### 5.5 PEAK HP 24 GALLON AIR COMPRESSOR KC-3124V2

- 150 PSI max pressure
- 7.6 CFM @ 40 PSI
- 6.0 CFM @ 90 PSI

2 cylinder cast iron single stage oil lubricated pump



**\$875.**

ASME safety valve



**\$1499.**

ASME safety valve



**\$3999.**

Comes with magnetic starter

ASME safety valve

### 5.5 PEAK HP 20 GALLON AIR COMPRESSOR KC-2051H2

- 150 PSI max pressure
- 7.6 CFM @ 40 PSI
- 6.0 CFM @ 90 PSI

2 cylinder cast iron single stage oil lubricated pump



**\$749.**

ASME safety valve

# DUAL/FUEL GASOLINE/PROPANE GENERATORS

## 5100W DUAL/FUEL

GASOLINE/PROPANE GENERATOR WITH ELECTRIC START  
KCG-5101GE-DF

- Powerful 8 HP, 4 stroke air cooled OHV engine
- AVR system and electronic ignition
- Low oil shut-off with indicator light
- Two duplex outlets: 120V/20 Amp. AC
- Twist lock outlet: 120V/240V/30 Amp. AC
- Keyed electric start and easy start recoil starter
- AC double throw circuit breaker and resets for safe operation



Propane Tank  
Not Included

Fuel Can  
Not Included

ELECTRIC START  
RECOIL AVAILABLE

Comes with propane  
tank connection cable

\$599.99

## 12000W DUAL/FUEL

GASOLINE/PROPANE GENERATOR WITH ELECTRIC START  
KCG-12001GE-DF

- Powerful 18 HP, 4 stroke air cooled OHV engine
- AVR system and electronic ignition
- Low oil shut-off with indicator light
- Duplex outlet: 120V/20 Amp. AC
- Twist lock outlet: 120V/240V 30 Amp. AC
- Outlet: 120V/240V/50 Amp. AC
- Keyed electric start and easy start recoil starter
- AC double throw circuit breaker and resets
- Terminals: 12V/8.3 Amp. DC and DC reset



Propane Tank  
Not Included

Fuel Can  
Not Included

ELECTRIC START  
RECOIL AVAILABLE

Comes with propane  
tank connection cable

\$1299.99

## PORTABLE GASOLINE GENERATORS

### 1800W GASOLINE GENERATOR

KCG-1501GX

- Powerful 3 HP, 4 stroke air cooled OHV engine
- Low oil shut-off with indicator light
- Duplex Outlet: 120V/11.6 Amp. AC output
- Terminals: 12V, 8 Amp. DC output

\$399.99



### 5100W GASOLINE GENERATOR WITH WHEEL KIT

KCG-5100G

- Powerful 8 HP, 4 stroke air cooled OHV engine
- AVR system and electronic ignition
- Low oil shut-off with indicator light
- Two duplex outlets: 120V/20 Amp AC
- Twist lock outlet: 120V/240V/30 Amp AC

\$449.99



### 6500W GASOLINE GENERATOR WITH ELECTRIC START & WHEEL KIT

KCG-6502GE

- Powerful 10 HP, 4 stroke air cooled OHV engine
- AVR system and electronic ignition
- Low oil shut-off with indicator light
- Two duplex outlets: 120V/20 Amp. AC
- Twist lock outlet: 120V/240V/30 Amp. AC

\$659.99



### 10000W GASOLINE GENERATOR WITH ELECTRIC START

KCG-10001GE

- Powerful 15 HP, 4 stroke air cooled OHV engine
- AVR system and electronic ignition
- Low oil shut-off with indicator light protects the engine
- Two duplex outlets: 120V/20 Amp. AC
- Two twist lock outlets: 120V/30 Amp. and 120V/240V/30 Amp. AC

\$959.99



### 12000W GASOLINE GENERATOR WITH ELECTRIC START

KCG-12000GE

- Powerful 18 HP, 4 stroke air cooled OHV engine
- AVR system and electronic ignition
- Low oil shut-off with indicator light protects the engine
- Two duplex outlets: 120V/20 Amp. AC
- Twist lock outlet: 120V/240V/30 Amp. AC
- Outlet: 120V/240V/50 Amp. AC

\$1099.99



## GENERATOR EXTENSION CORDS

Converts a Nema L14-30P 240V 30 Amp Twist Lock plug into Nema 5-15/20R 120V 20A receptacles

K-L1430-10

Extension cord length: 10 feet  
Gauge (AWG)/Cord: 12 (SJTW 4/C)



\$39.99

K-L1430R-25

Extension cord length: 25 feet  
Gauge (AWG)/Cord: 10 (SJTW 4/C)



\$99.99

K-L1430-25-4T

Extension cord length: 25 feet  
Gauge (AWG)/Cord: 10 (SJTW 4/C)



\$99.99

K-L1430-25EXT

Extension cord length: 25 feet  
Gauge (AWG)/Cord:



\$99.99

50 AMP. GENERATOR ADAPTOR CORD

Nema 14-50P 120/240V plug to Nema L14-30R 120/240V twist lock receptacle

K-1450P-2  
Cord length: 1.5 feet  
Gauge (AWG)/Cord: 10 (STW 4/C)



\$69.99

GENERATOR HOME CONNECTION KIT  
K-X7500

Outdoor to indoor receptacle kit  
Comes with 6 outlet power panel, generator power inlet box, 1/2" rigid PVC conduit, 1-1/4" spade bit, 1/2" PVC sleeve connector, 2 insulating gaskets and mounting hardware



\$109.99

# 15000W V-TWIN GASOLINE GENERATOR WITH ELECTRIC START

## KCG-15000GE

- Powerful 20 HP, V-Twin horizontal shaft 4 stroke air cooled motor
- AVR system and electronic ignition
- Two duplex outlets: 120V/20 Amp. AC
- Twist lock outlet: 120V/30 Amp. AC
- Outlet: 120V/240V/50 Amp. AC
- AC double throw circuit breaker and resets
- Terminals: 12V/8.3 Amp.

**AUTO-IDLE DOWN FUNCTION** extends running time by automatically adjusting engine speed to idle when not under load



**\$2499.99**



# 2000W GASOLINE DIGITAL INVERTER GENERATOR

## KCG-2001i

- Powerful 3 HP, 4 stroke air cooled motor
- Sine wave digital inverter generator provides stable current to power voltage-sensitive electronics
- DC USB port: 5V/2.1 Amp.
- DC cigarette lighter socket: 12V/8 Amp. DC output
- AC duplex outlet: 120V/13.3 Amp. AC output



**\$649.99**

**Optional**  
K-X2P  
Parallel Cable  
Kit for



**\$99.99**

# 4500W GASOLINE DIGITAL INVERTER GENERATOR

## KCG-4500i

- Powerful 8 HP, 4 stroke air cooled motor
- Sine wave digital inverter generator provides stable current to power voltage-sensitive electronics
- DC USB port: 5V/2.1 Amp.
- DC cigarette lighter socket: 12V/8 Amp. DC output
- AC duplex outlet: 120V/20 Amp. AC output
- AC twist lock outlet: 120V/30 Amp. AC output



Remote control start



**1199.99**



# GASOLINE WATER PUMPS

- 105' (KCG-2WPG) or 92' (KCG-3WPG) total head lift (total height at sea level, to which water can be raised above original water level)

- Oil sensor shuts off engine when oil level is low
- Comes with 3 wire clamps, 2 hose adapters, 2 rubber gaskets, strainer basket and strainer basket adapter

Powerful 7 HP, 4 stroke air cooled OHV engine

**2" NPT inlet and outlet**

Powerful 7 HP, 4 stroke air cooled OHV engine

**3" NPT inlet and outlet**



KCG-2WPG  
**\$339.99**



KCG-3WPG  
**\$399.99**

# PALLET TRUCKS

**5500 LBS CAPACITY**

KC-2145N-NYL  
(21" X 45")  
Nylon wheels  
**429.99**

KC-2748N-NYL  
(27" X 48")  
Nylon wheels  
**429.99**

KC-2748NP  
(27" X 48")  
Poly wheels  
**429.99**



**3 position control handle**  
Max. raised height of forks 7 1/2"  
Min. height of forks 2.95"

QUICK RELEASE FOOT PEDAL

QUICK RELEASE FOOT PEDAL

# WATER PUMP HOSE KITS

Each hose kit comes with a type A threaded camlock adaptor

CLEAR PVC REINFORCED SUCTION HOSES

FLAT PVC DISCHARGE HOSES



**\$119.99** **\$199.99** **\$89.99** **\$119.99**  
KW-252 3" X 25 ft KW-253 3" X 25 ft KW-502 2" X 50 ft KW-503 3" X 50 ft

# GASOLINE ENGINES

- Ideal for compressors, generators, pressure washers, go-karts and log splitters
- Counterclockwise drive shaft direction

KCG-65  
Powerful 6.5 HP, 4 stroke air cooled OHV engine  
**\$229.**



KCG-130  
Powerful 13 HP, 4 stroke air cooled OHV engine  
**\$449.**



# 3000 PSI GASOLINE HIGH PRESSURE WASHER

## KPW-3001FM

- 3000 PSI, 2.3 GPM maximum water flow
- Thermal relief valve on pump to protect against overheating
- 25' high pressure hose and inlet hose quick connect coupling
- Comes with 10" pneumatic wheels for portability and 4 quick connect nozzles (0°, 15°, 25°, 40° and detergent)

**\$499.99**



**7 HP**

# MILLING DRILLING MACHINES & ACCESSORIES



**15" FLOOR VARIABLE SPEED DRILL PRESS**

**12" BENCH VARIABLE SPEED DRILL PRESS**

**KC-12HS-VS**

- Powerful 1/2 HP, 5 Amp motor.
- Variable speeds (580 - 3200 RPM)
- Comes with 5/8" drill chuck, chuck key, onboard chuck key storage and adjustment hex. keys



**Digital Readout**

Mechanical variable speed system



**\$449.99**

**Digital Readout**

Mechanical variable speed system

**KC-15HS-VS**

- Powerful 3/4 HP, 8.6 Amp. motor
- Variable speeds 2 (280 - 1100/ 900-3300) RPM
- Comes with 5/8" drill chuck, chuck key, onboard chuck key storage and adjustment hex. keys

**\$699.99**

**17" LONG STROKE DRILL PRESS with SAFETY GUARD**



**KC-119FC-LS**

- 12.5 Amp. motor
- 12 speeds (255-2750 RPM)
- Spindle taper MT #3
- 16 15/16" swing
- 6" stroke
- 3/4" chuck

**\$1199.**

**22" DRILL PRESS**



**KC-122FC**

- 12.5 Amp. motor
- 1 1/4" capacity
- Spindle taper MT #4
- 12 speeds (180-4200 RPM)
- 4 3/4" stroke
- 3/4" chuck

**\$1299.**

**22" DRILL PRESS with SAFETY GUARD & LIMIT SWITCH**



**KC-122FC-LS**

- 12.5 Amp. motor
- 1 1/4" capacity
- Spindle taper MT #4
- 12 speeds (180-4200 RPM)
- 4 3/4" stroke
- 3/4" chuck

**\$1399.**

**DRILL PRESS CHUCK SAFETY GUARD KM-122 Fits KC-122FC**

**\$29.99**

## 15" VARIABLE SPEED INDUSTRIAL DRILL PRESS



Variable speed handwheel with digital readout



Safety guard with limit switch protection



**LONG 6" STROKE**

**KC-30HS-VS**

- Powerful 1 HP motor
- E-stop 2 step activation safety switch with line voltage interruption
- Variable speeds: 400-5,000 RPM
- 5/8" drill chuck and key

**\$2999.**

**29 PC. TITANIUM DRILL BIT SET**

**KDB-29T**



**\$39.99**

29 (1/16"-1/2" x 1/6 4")

**CROSS SLIDE VISES**

- 4"- KCV-4N **\$69.99**
- 5"- KCV-5N **\$99.99**
- 6"- KCV-6N **\$129.99**

**DRILL PRESS VISES**

- 3"-KPV-3 **\$20.99**
- 4"-KPV-4 **\$26.99**
- 5"-KPV-5 **\$39.99**
- 6"-KPV-6 **\$49.99**

**KEYLESS DRILL CHUCKS**

- KDC-12X 1/2"JT#33 **\$79.99**
- KDC-58X 5/8"-JT#3 **\$99.99**
- KDC-34X 3/4"-JT#4 **\$129.99**

**COMPOUND SLIDE TABLE**

- KCT-618 6" X 18 1/2" - 1/2" T- slots **\$249.99**

**52 PC. CLAMPING KITS**

- KCL-5212 **\$89.99** Fits 1/2" table slots
- KCL-52 **\$89.99** Fits 5/8" table slots

**20 PC. TITANIUM COATED END MILL SET**

- KM-120 **\$199.99**
- 2 & 4 Flute (10 pcs. each) Imperial, Single End

**HEAD TILTS 90° TO THE LEFT AND 30° TO THE RIGHT**



**21" GEARHEAD DRILLING MACHINE WITH SAFETY GUARD & LIMIT SWITCH**

**KC-40HS (220V)**

**KC-40HS-6 (600V)**

- 1.5 HP Motor
- Forward & Reversing Switch
- 1 1/4" Drilling Capacity
- 20 7/16" Swing
- Spindle Taper MT#3
- 6 Speeds (60-1500 RPM)
- Face Mill Capacity 4"
- End Mill capacity 3/4"

**FREE ANGLE VISE**



**\$4999.**

**HEAD TILTS 90° TO THE LEFT AND 30° TO THE RIGHT**



**21" GEARHEAD DRILLING/MILLING MACHINE WITH SAFETY GUARD & LIMIT SWITCH**

**KC-40HC (220V)**

**KC-40HC-6 (600V)**

- 1.5 HP Motor
- Forward & Reversing Switch
- 1 1/4" Drilling Capacity
- 20 7/16" Swing
- Spindle Taper R-8
- 6 Speeds (60-1500 RPM)
- Face Mill Capacity 4"
- End Mill capacity 3/4"
- Working surface of table 23"x 7 1/2"

**FREE ANGLE VISE**



**\$5999.**

**POWER DOWNFEED & TAPPING**

**RECIRCULATING COOLANT SYSTEM**

**28" GEARHEAD DRILLING MACHINE WITH SAFETY GUARD & LIMIT SWITCH**

**KC-50**

- 2 HP motor
- 27 1/2" swing
- 7" stroke
- Speeds (60-870 / 120-1740)
- 1 1/2" capacity
- Spindle taper MT#4
- 5/8" Chuck & key included



**\$6999.**

## RADIAL DRILLING MACHINE WITH SAFETY GUARD

**KC-35/SS-35**

- 1.5 HP Motor
- 21 1/4" Max. distance spindle nose to table
- Speeds 5(340-3000 R.P.M.)
- 5 1/4" Spindle stroke
- MT #3 Spindle taper
- 38 1/2" swing
- 4 1/2" Column diameter
- 21 5/8" x 19 5/8" Table dimensions
- 14" Head travel
- 5/8" Size of T-Slot on table
- Forward reverse switch
- 1/2" chuck with key, safety guard and stand



**HEAD SWIVELS 180°**

**\$4999.**