



INDEX	PAGE(S)
Freestanding Station	254 - 255
Preconfigured Models . . .	256 - 257
Components	258 - 259

FREESTANDING STATION

With a Rousseau Freestanding Station, you can keep a wide variety of accessories within easy reach, from the simplest tools to computer parts, spools holders and electronic equipment.

Both the centered and cantilever (off-centered) stands give you fast access to every item stored on them. Stationary stands are available in 36"H, 54"H and 84"H models, and there are also 36"H and 54"H mobile versions for easily transporting your equipment to wherever you need it.

The layout of accessories on Rousseau Freestanding Stations can be easily changed without tools. Simply swap them in and out or rearrange them to ensure the stand evolves in line with your needs.



EMA4350

THE ROUSSEAU DIFFERENCE



Wide range of accessories for building a highly personalized layout.

See pages 165-180.



All components are installed on the uprights with hooks.



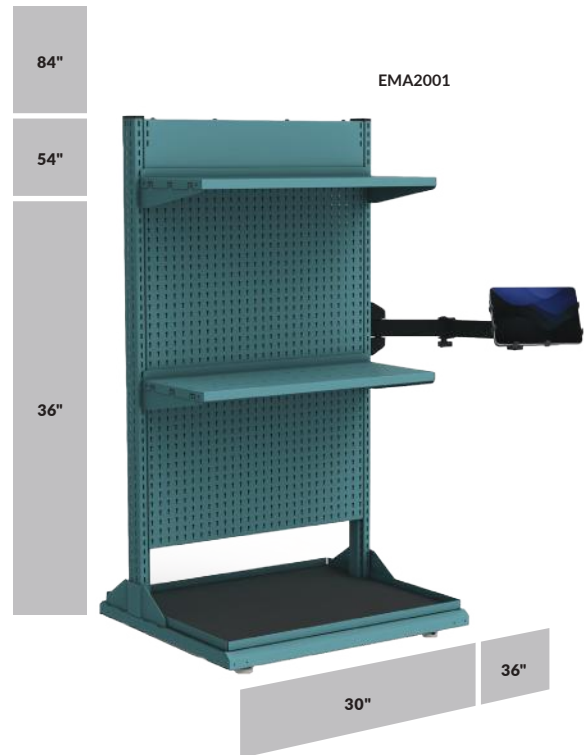
Easy and mostly tool-free reconfiguration allows your system to adapt and evolve with your needs.



36\"/>

GENERAL DIMENSIONS

WIDTH x HEIGHT



STABILITY AND LOAD CAPACITY

LEGEND

Freestanding station is stable and safe

Configuration not recommended

EM80 CENTERED

STATIONARY
1200 LB/UNIT
36\", 54\"/>

MOBILE
600 LB/UNIT
36\"/>

EM81 CANTILEVERED

STATIONARY
600 LB/UNIT
36\", 54\"/>

MOBILE
600 LB/UNIT
36\"/>

PRECONFIGURED MODELS

HOW TO ORDER

WHEN ORDERING, MODEL NUMBERS MUST BE COMPLETED AS FOLLOWS

0: For 30" wide
3: For 36" wide

EMA5 0

STATIONARY MODELS:
0: With floor anchoring kit
1: With leveling glides kit

MOBILE MODELS (54"H STANDS ONLY):
2: With handle and 4" casters: 2 rigid and 2 swivel with total-lock brake
3: With handle and 4" casters: 2 swivel and 2 swivel with total-lock brake
4: With handle and 6" casters: 2 rigid and 2 swivel with total-lock brake
5: With handle and 6" casters: 2 swivel and 2 swivel with total-lock brake

NOTES: Any accessories not mentioned in the description are not sold by Rousseau.
 36"H and 54"H stands can be made mobile.
 84"H stands can't be made mobile.
 For units height, [see page 255](#).

55 MODEL



EMA1382

- 1 centered EM stand, 54"H
- 2 wire spool holders
- 2 utility panels
- 4 plastic bin rails
- 2 plastic bins
- 2 tool holders
- 4 heavy-duty round hooks
- 2 heavy-duty square hooks
- 2 can holders
- 2 tiltable shelves
- 1 bottom shelf with mat

PRODUCT NO.	W x D
EMA108_	30" x 27"
EMA138_	36" x 27"

BASIC MODEL



EMA5312

- 1 centered EM stand, 36"H
- 6 tiltable shelves
- 1 bottom shelf with mat

PRODUCT NO.	W x D
EMA501_	30" x 27"
EMA531_	36" x 27"

MAINTENANCE MODEL



EMA5322

- 1 centered EM stand, 36"H
- 2 panels for plastic bins
- 4 plastic bins
- 2 utility panels
- 2 screwdriver holders
- 2 pliers holders
- 4 heavy-duty round hooks
- 2 heavy-duty square hooks
- 2 can holders
- 1 bottom shelf with mat

PRODUCT NO.	W x D
EMA502_	30" x 27"
EMA532_	36" x 27"

STOREKEEPER MODEL



EMA1012

- 1 centered EM stand, 54"H
- 2 panels for plastic bins
- 10 plastic bins
- 1 document holder
- 1 bottom shelf with mat

PRODUCT NO.	W x D
EMA101_	30" x 27"
EMA131_	36" x 27"



EMA1052

- 1 centered EM stand, 54"H
- 2 tiltable shelves
- 4 partial dividers
- 2 tiltable pans
- 12 plastic bins
- 1 bottom shelf with mat

PRODUCT NO.	W x D
EMA105_	30" x 27"
EMA135_	36" x 27"

WIRE SPOOL MODELS



EMA1032

- 1 centered EM stand, 54"H
- 8 wire spool holders
- 1 bottom shelf with mat

PRODUCT NO.	W×D
EMA103_	30"×27"
EMA133_	36"×27"



EMA1321

- 1 centered EM stand, 54"H
- 2 wire spool holders
- 2 tiltable shelves

PRODUCT NO.	W×D
EMA102_	30"×27"
EMA132_	36"×27"

REPAIR AND MAINTENANCE MODEL



EMA3331

- 1 centered EM stand, 84"H
- 2 cantilever overhead supports
- 2 overhead LED workstation lights
- 2 wire spool holders
- 2 utility panels
- 2 packs of 10 hooks
- 1 power outlet
- 1 privacy panel
- 2 tiltable shelves
- 6 partial dividers
- 2 document holders with arm

PRODUCT NO.	W×D
EMA303_	30"×27"
EMA333_	36"×27"

LABELING MODEL



EMA3021

- 1 centered EM stand, 84"H
- 2 tiltable shelves
- 6 partial dividers
- 6 wire spool holders
- 4 plastic bin rails
- 14 plastic bins
- 2 document holders
- 1 bottom shelf with mat

PRODUCT NO.	W×D
EMA302_	30"×27"
EMA332_	36"×27"

ELECTRONICS MODEL



EMA4041

- 1 cantilever EM stand, 84"H
- 1 cantilever overhead support
- 1 overhead LED workstation light
- 1 storage cabinet with door and key lock
- 1 plastic bin rail
- 3 plastic bins
- 1 tiltable pan
- 1 lamp with magnifier and LED light
- 1 power outlet

PRODUCT NO.	W×D
EMA404_	30"×27"
EMA434_	36"×27"

COMPUTER MODEL



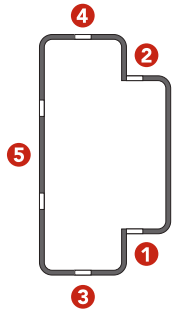
EMA4031

- 1 off-centered EM stand, 84"H
- 1 tiltable shelf
- 2 partial dividers
- 1 utility panel
- 1 pack of 10 hooks
- 1 monitor arm and keyboard & mouse tray
- 1 document holder with arm
- 1 plastic bin rail
- 3 plastic bins
- 1 bottom shelf with mat

PRODUCT NO.	W×D
EMA403_	30"×27"
EMA433_	36"×27"

EM STAND

EM80 / EM81



- EM80: Centered
 - EM81: Cantilever (off-centered)
 - Two widths available: 30" and 36"
 - Three heights available: 36", 54" and 84"
 - Depth: 27"
 - The uprights have five fixing zones to minimize interference between components
- 1 FRONT INNER mounting zone for panels and crossmembers
 - 2 REAR INNER mounting zone for panels and crossmembers
 - 3 FRONT mounting zones for installing accessories such as shelves, cantilever arms, spool holders, etc.
 - 4 REAR mounting zones for installing accessories such as shelves, cantilever arms, spool holders, etc.
 - 5 SIDE mounting zone for installing computer arms, the shelf, handle EM, etc.
- An optional EM91 central crossmember is available to increase the rigidity of 36" and 54"H frames, included with 84"H frames

NOTES: 36"H and 54"H stands can be made mobile.
84"H stands can't be made mobile.

WHEN ORDERING, PRODUCTS NUMBERS MUST BE COMPLETED AS FOLLOWS

80: Centered
81: Cantilever (off-centered)

30: For 30" wide
36: For 36" wide

EM - - - - 0

36: For 36" high
54: For 54" high
84: For 84" high (available in stationary version only)

STATIONARY MODELS:

1: With floor anchoring kit

2: With leveling glides kit

MOBILE MODELS (54"H STANDS ONLY):

3: With handle and 4" casters: 2 rigid and 2 swivel with total-lock brake

4: With handle and 4" casters: 2 swivel and 2 swivel with total-lock brake

5: With handle and 6" casters: 2 rigid and 2 swivel with total-lock brake

6: With handle and 6" casters: 2 swivel and 2 swivel with total-lock brake

e.g., EM80-365403

For a 36"W x 54"H centered stationary frame with an option for handle and 4" casters (2 rigid and 2 swivel with total-lock brake).


DIMENSIONAL LOGIC

Height - 8" = Available height for panels and power outlet channel

Eg.: A 54" frame - 8" = 46" available for panels and power outlet channel

To fill the space using panels only:

- Height of 36": use a 28" panel
- Height of 54": use two 23" panels
- Height of 84" (available in stationary only): use two 38" high panels



OVERALL HEIGHT PER OPTION					
36" NOMINAL		54" NOMINAL		84" NOMINAL	
Overall height	Option	Overall height	Option	Overall height	Option
36½	01	54½	01	84½	01
37½	02	55½	02	85½	02
41½	03	59½	03	-	-
41½	04	59½	04	-	-
43½	05	61½	05	-	-
43½	06	61½	06	-	-



01



02



03/04



05/06

CASTERS

LB81 / LB84



- Three types of casters available: rigid, swivel and swivel with total-lock brake (on wheel and swivel)
- 4" casters: 440lb. load capacity/caster total height: 5¼"
- 6" casters: 1100lb. load capacity/caster total height: 7½"
- Heavy-duty, non-marking polyurethane casters
- Superior industrial quality
- Included with 36"H and 54"H mobile EM stands

BOTTOM SHELF

EM83



- Installs on the bottom of a EM stand
- Includes a resistant mat
- Dimensions: 29½" x 25¾" and 35½" x 25¾" (ext. dim.)

PRODUCT NO.	STRUCTURE
EM83-302701	Centered
EM83-302702	Off-centered
EM83-362701	Centered
EM83-362702	Off-centered

SHELF FOR EM UPRIGHT

EM84



- Hooks onto the side **5**
- Shelf includes a resistant mat
- Usable shelf area : 14"W x 8¾"D x 1½"H

PRODUCT NO.	DESCRIPTION
EM84-081401	With handle, for 36"H and 54"H mobile stands
EM84-081402	Without handle, for 36"H, 54"H and 84"H stationary and mobile stands
EM74-1201	Replacement handle for shelf EM84

REPLACEMENT HANDLE

EM74



- Hooks onto the side **5**
- Aluminum with plastic end caps
- Included with 36"H and 54"H mobile EM stands
- Modern, attractive design
- Height: 12"

PRODUCT NO.	DESCRIPTION
EM74-1202	Movement handle with a bracket for structure attachment EM80 / 81

DOCUMENT HOLDER

EM90



- Hooks onto the side **5**
- Specially designed for EM stands
- Keeps paperwork and manuals accessible and organized

PRODUCT NO.	W x D x H
EM90-01	11" x 3¾" x 11½"

PROTECTIVE BUMPERS

WM92



- L-shaped bumper that screws into base with four self tapping screws
- Sold in kits of four

PRODUCT NO.
WM92-01



NOTE: All accessories for the EW table structure with a width of 30" or 36" are compatible with the EM freestanding structure, provided that safety recommendations are followed, see pages 165-180. For further information, please contact your customer service representative.