

October 2023

HOUSING MARKET STATS

Austin and Surrounding Areas

*Stats for New Construction Only



Austin Quick Look Market Report

October 2023 (Stats for New Construction Only)

Months of Inventory 6.6 ↑ 1.5 YoY	Active Listings 637 ↑ 50.6% YoY	Closed Sales 76 ↑ 26.7% YoY
Average Days on Market 97 ↑ 32 days more YoY	Average Days to Close 52 ↓ 28 days less YoY	Median Price \$658,603 ↑ 1.8% YoY

Source: Texas REALTORS®

Austin



Buda Quick Look Market Report

October 2023 (Stats for New Construction Only)

Months of Inventory 1.2 ↓ 0.2 YoY	Active Listings 10 ↑ 111% YoY	Closed Sales 8 ↑ 700.0% YoY
Average Days on Market 82 ↑ 79 days more YoY	Average Days to Close 112 ↓ 175 days less YoY	Median Price \$341,610 ↓ 34.1% YoY

Source: Texas REALTORS®

Buda



Cedar Park Quick Look Market Report

October 2023 (Stats for New Construction Only)

Months of Inventory 27 ↑ 26.3 YoY	Active Listings 9 ↑ 200% YoY	Closed Sales 1 ↑ 100% YoY
Average Days on Market 21 ↑ 21 days more YoY	Average Days to Close 99 ↑ 10 days more YoY	Median Price \$478,520 ↑ 10% YoY

and more...





Austin - Round Rock MSA**

Quick Look Market Report

October 2023 (Stats for New Construction Only)



Months of Inventory

4.3

↓ 0.1 YoY



Active Listings

3,618

↑ 19.9% YoY



Closed Sales

817

↓ 16.6% YoY



Average Days on Market

90

↑ 30 days more YoY



Average Days to Close

51

↓ 44 days less YoY



Median Price

\$415,000

↓ 9.0% YoY

**Includes Bastrop, Caldwell, Hays, Travis, and Williamson Counties.

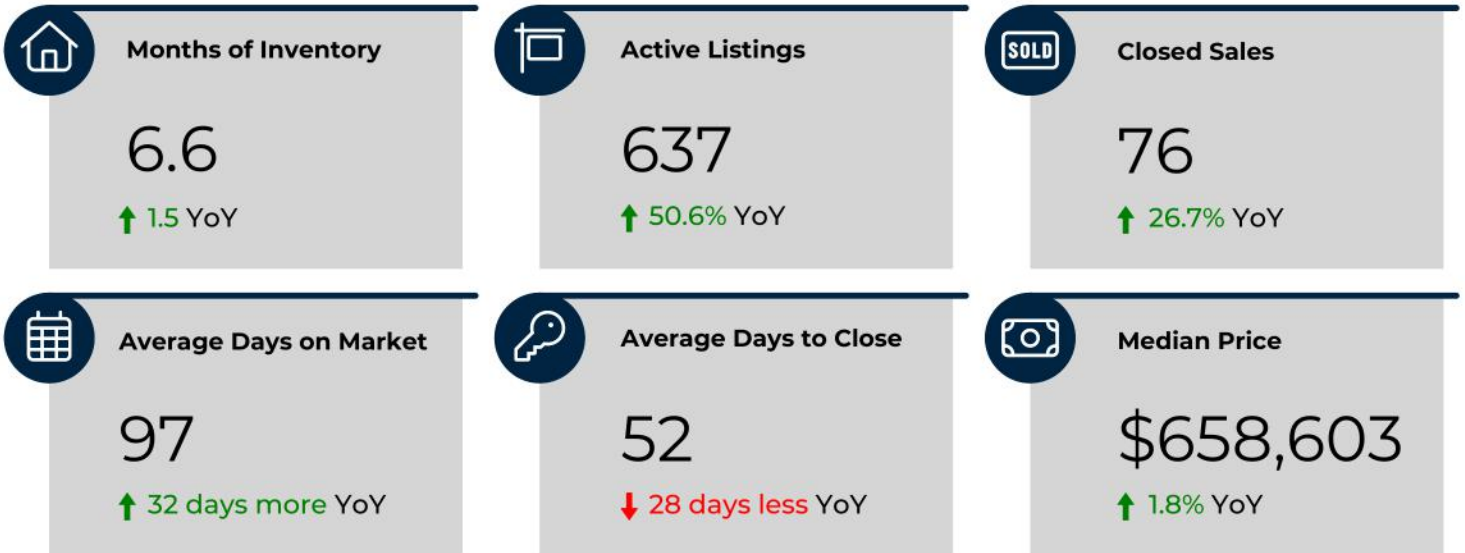
Source: Texas REALTORS®



Austin

Quick Look Market Report

October 2023 (Stats for New Construction Only)



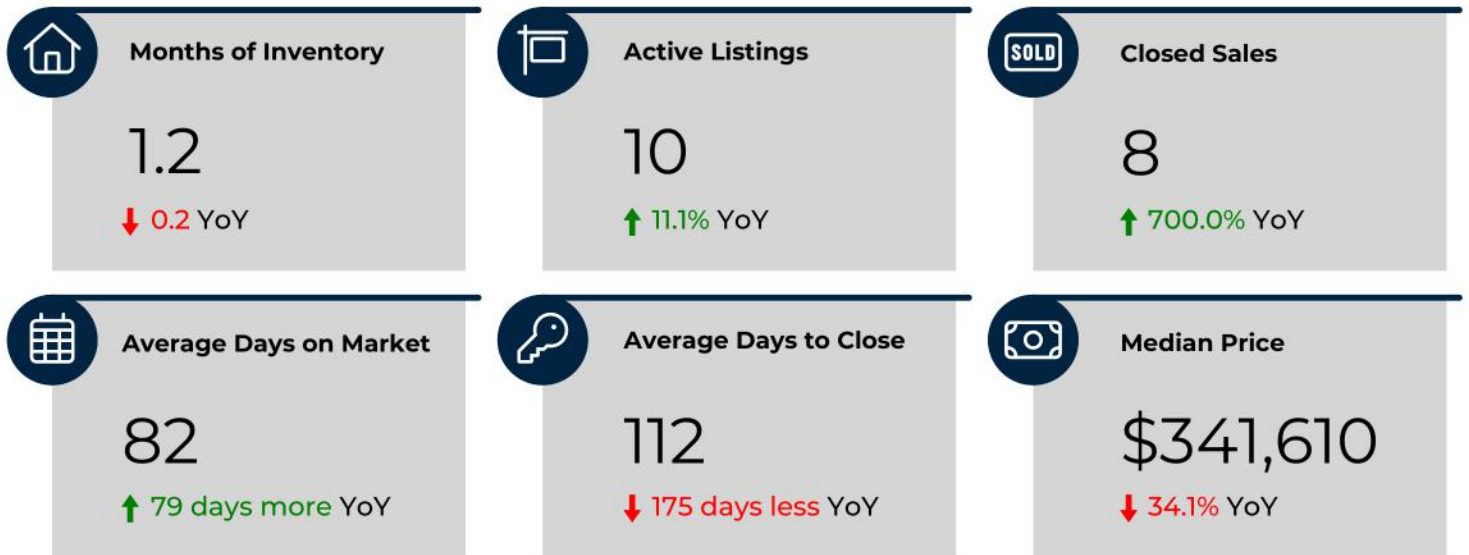
Source: Texas REALTORS®



Buda

Quick Look Market Report

October 2023 (Stats for New Construction Only)



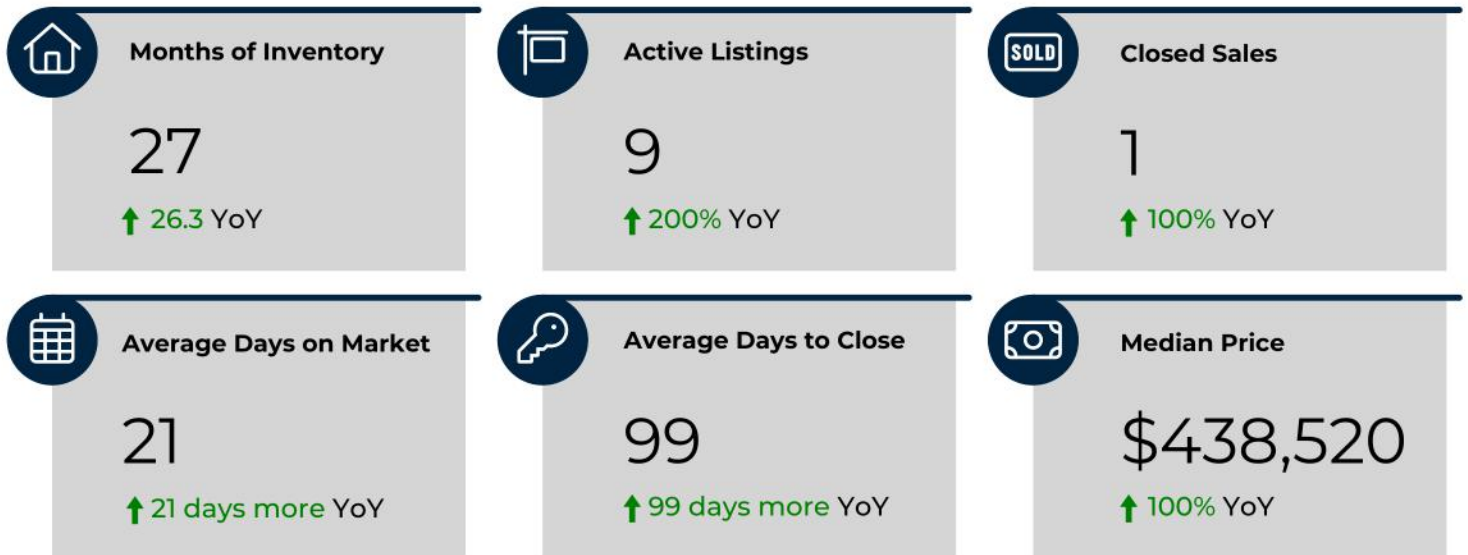
Source: Texas REALTORS®



Cedar Park

Quick Look Market Report

October 2023 (Stats for New Construction Only)



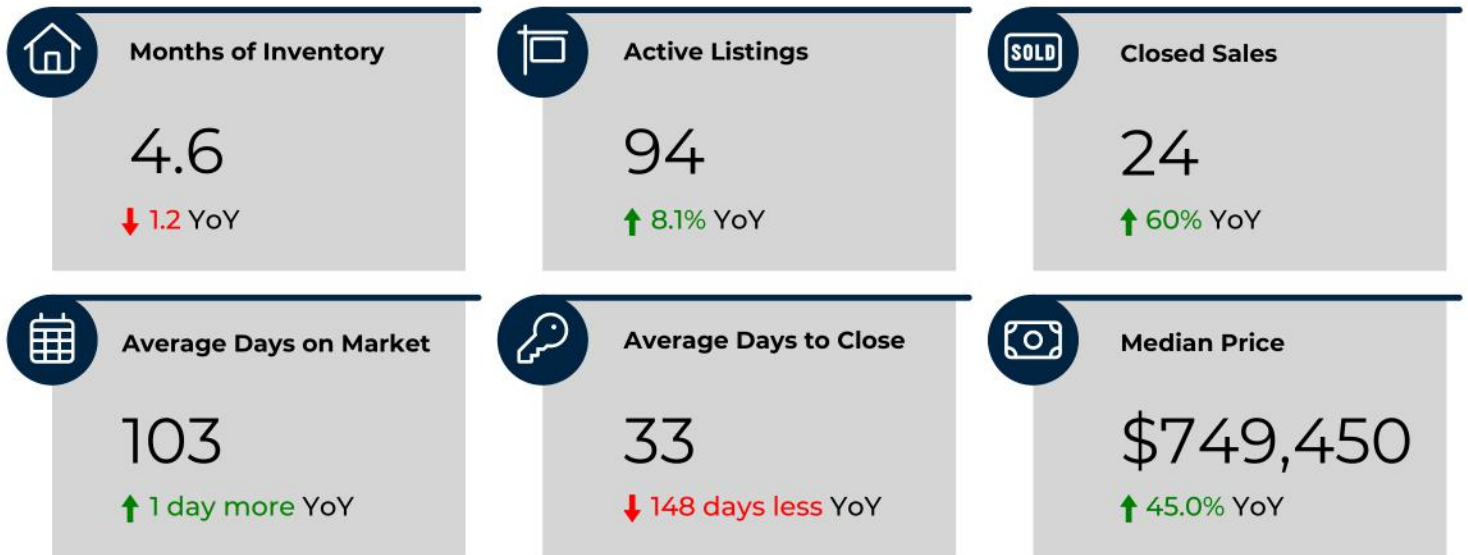
Source: Texas REALTORS®

Image courtesy of the City of Cedar Park.



Dripping Springs (78620) Quick Look Market Report

October 2023 (Stats for New Construction Only)



Source: Texas REALTORS®



Georgetown Quick Look Market Report

October 2023 (Stats for New Construction Only)



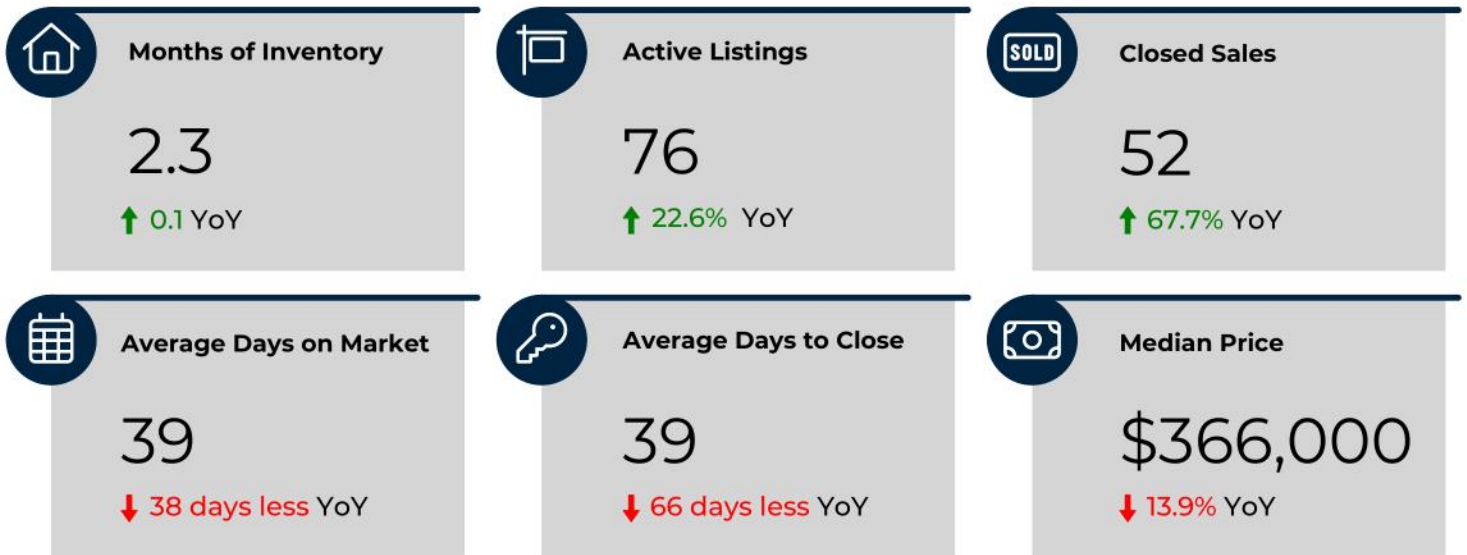
Source: Texas REALTORS®



Hutto

Quick Look Market Report

October 2023 (Stats for New Construction Only)



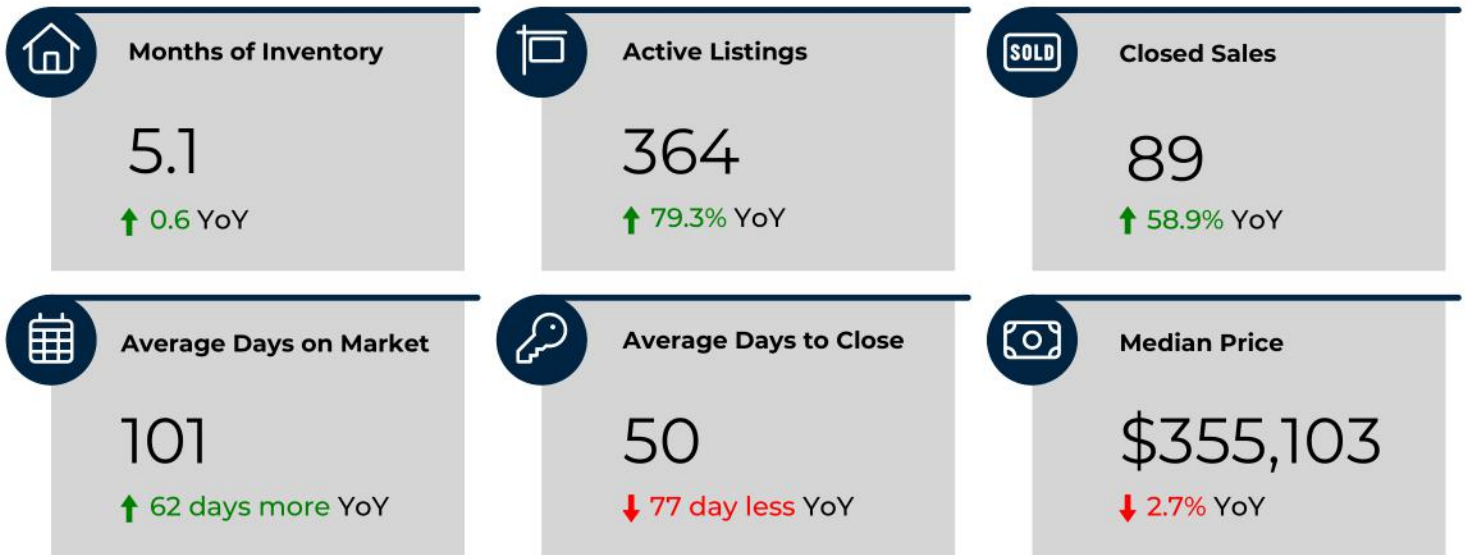
Source: Texas REALTORS®



Kyle (78640)

Quick Look Market Report

October 2023 (Stats for New Construction Only)

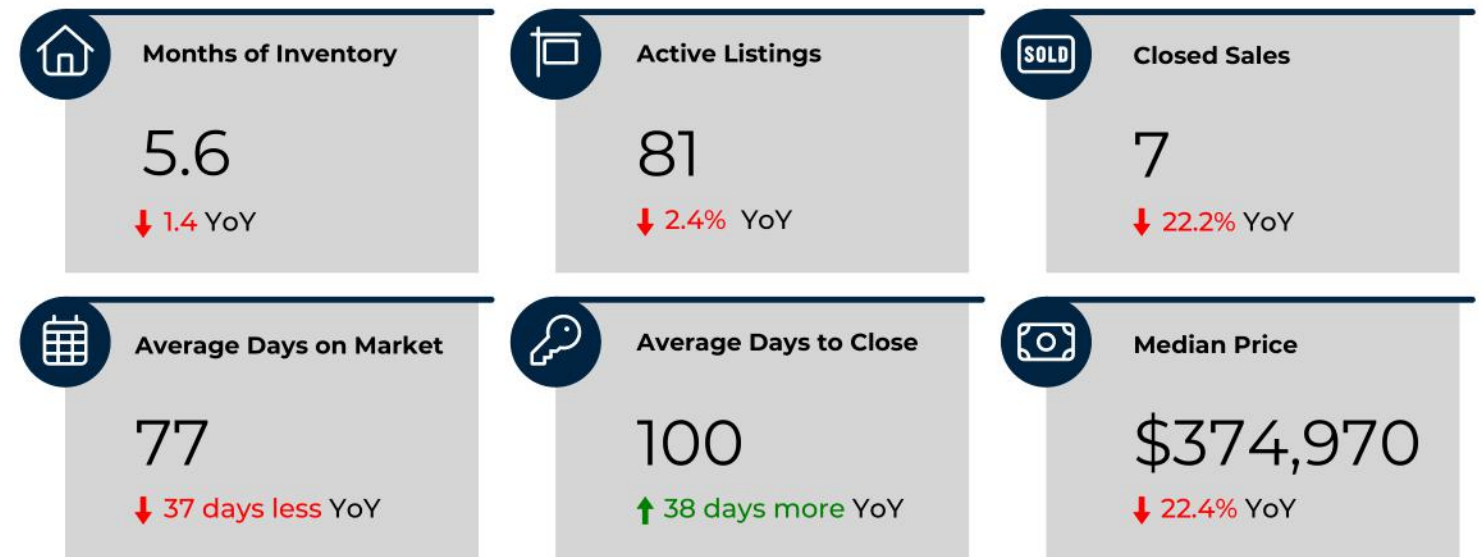


Source: Texas REALTORS®
Stats for New Construction Only



Lago Vista Quick Look Market Report

October 2023 (Stats for New Construction Only)



Source: Texas REALTORS®



Lakeway

Quick Look Market Report

October 2023 (Stats for New Construction Only)



Months of Inventory

3.4

↓ 0.4 YoY



Active Listings

13

↑ 116.7% YoY



Closed Sales

5

↑ 150.0% YoY



Average Days on Market

96

↑ 55 days more YoY



Average Days to Close

23

↓ 1 day less YoY



Median Price

\$538,000

↓ 11.4% YoY

Source: Texas REALTORS®





Leander Quick Look Market Report

October 2023 (Stats for New Construction Only)



Months of Inventory

2.6

↓ 0.6 YoY



Active Listings

52

↓ 26.8% YoY



Closed Sales

9

↓ 35.7% YoY



Average Days on Market

53

↓ 44 days less YoY



Average Days to Close

40

↓ 29 days less YoY



Median Price

\$603,900

↑ 25.9% YoY

Source: Texas REALTORS®

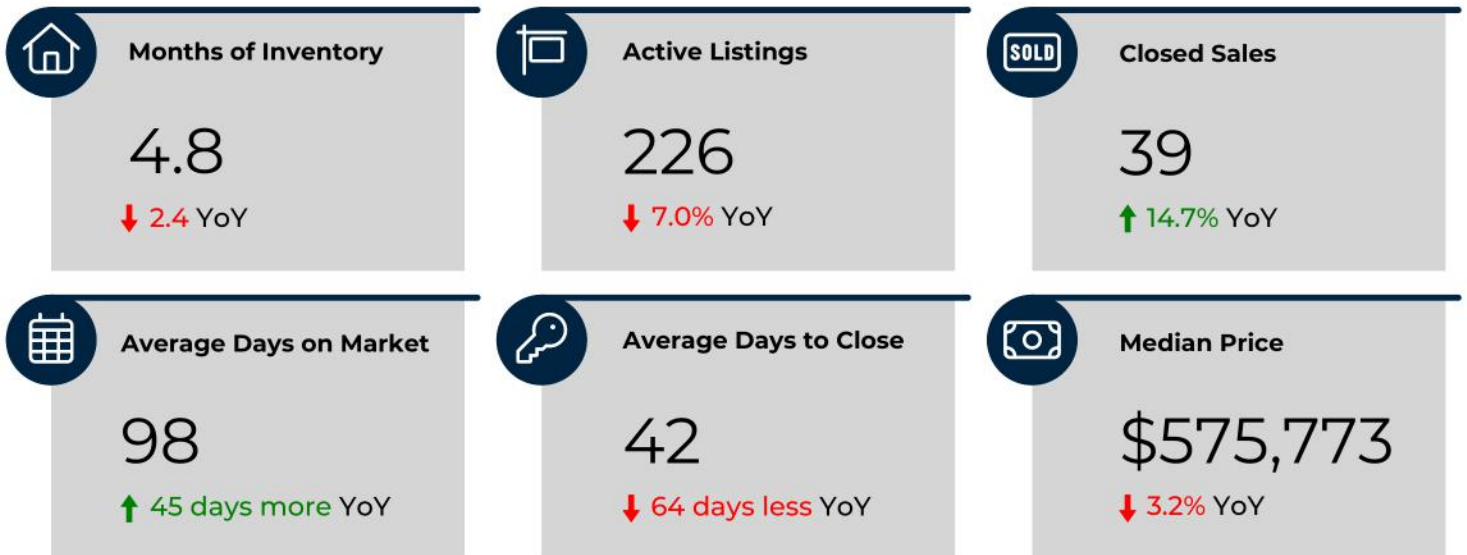
Photo Source: City of Leander Facebook



Liberty Hill (78642)

Quick Look Market Report

October 2023 (Stats for New Construction Only)



Source: Texas REALTORS®



Manor

Quick Look Market Report

October 2023 (Stats for New Construction Only)



Months of Inventory

1.9

↓ 4.4 YoY



Active Listings

33

↓ 59.8% YoY



Closed Sales

16

↓ 5.9% YoY



Average Days on Market

121

↑ 66 days more YoY



Average Days to Close

74

↑ 11 days more YoY



Median Price

\$429,990

↓ 6.7% YoY

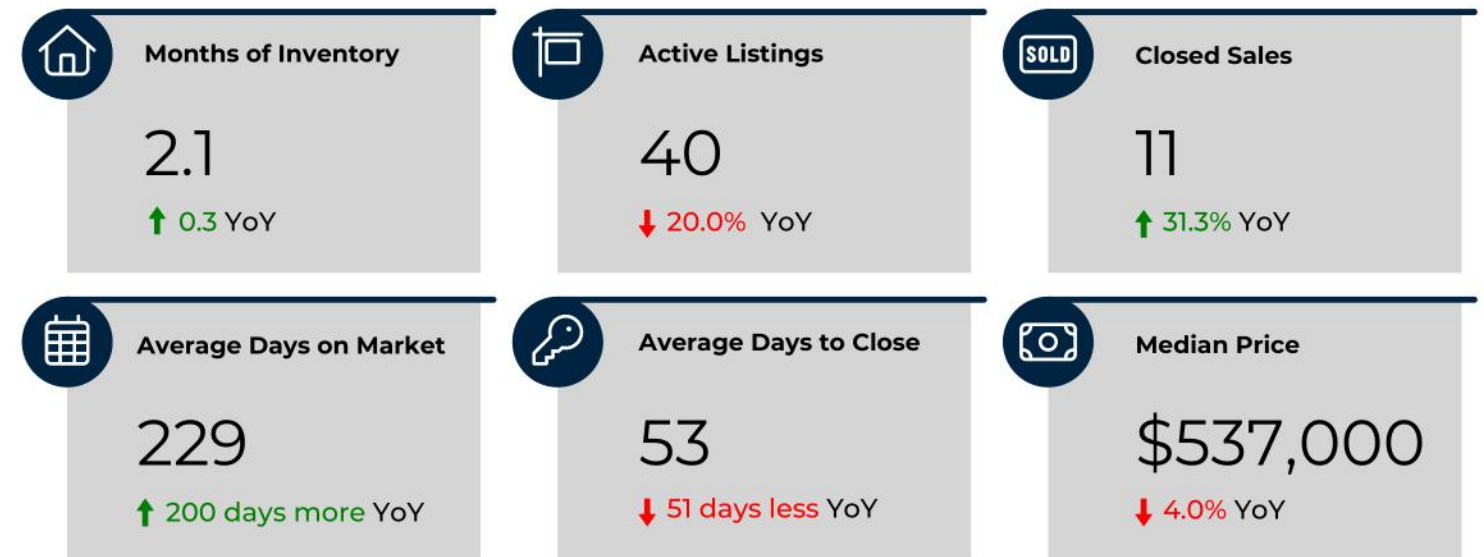
Source: Texas REALTORS®



Pflugerville

Quick Look Market Report

October 2023 (Stats for New Construction Only)

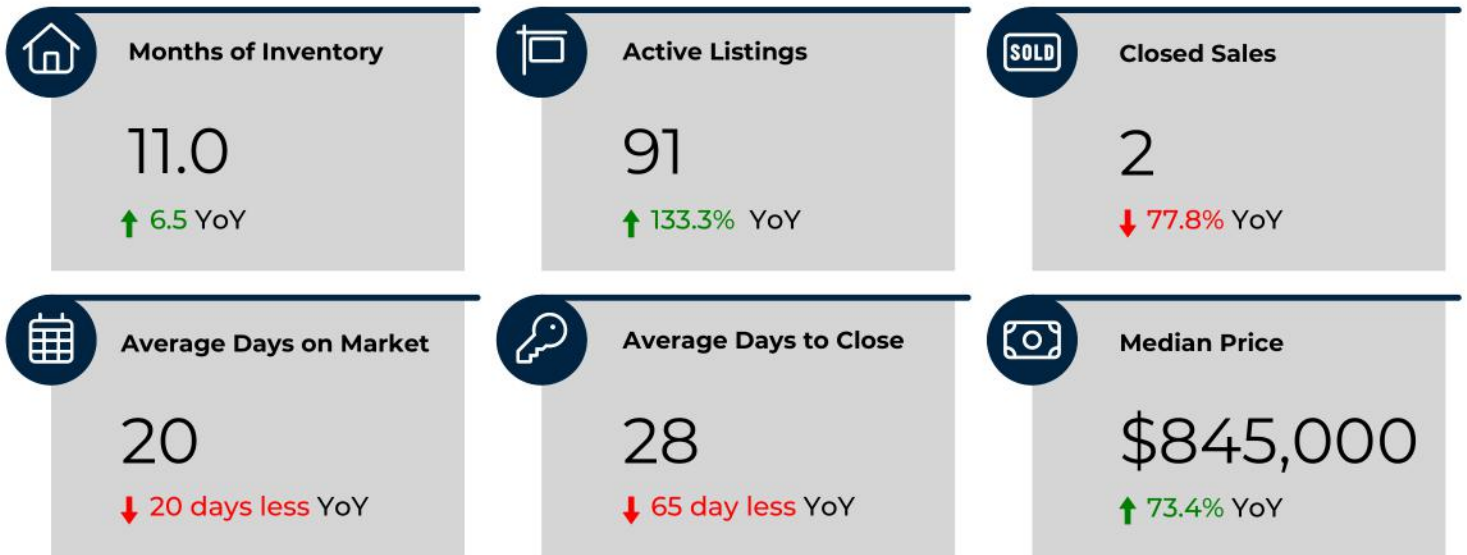


Source: Texas REALTORS®



Round Rock Quick Look Market Report

October 2023 (Stats for New Construction Only)



Source: Texas REALTORS®



**CHECK BACK
NEXT MONTH!**

Reach out to your Stewart Title
Business Development Rep for a PDF or JPG copy.

www.stewart.com/austin

