



Bytes & Buzz

JULY 2022

July 18 - 28, 2022

Online Veterinary Conference

[Explore Event Schedule](#)



**WHERE
ARE YOU
ATTENDING
FROM?**

14TH ANNUAL CONFERENCE

JULY 18 - 28, 2022

Join thousands of the world's brightest minds in veterinary medicine at one of the most sought-after, high-impact veterinary events of the year, to learn and connect online.

Get the conference pass or become a Webinar Member, to access the 2022 Online Veterinary Conference sessions.

- Access to all the live lectures of the conference
- Get full conference proceedings and extra resources
- Access conference lecture recordings
- Be in with a chance to win exclusive conference swag and vouchers

16 CE CREDITS

16 WORLD-RENOWNED SPEAKERS

ATTENDEES FROM OVER 39 COUNTRIES



Register Now

INVITE FRIENDS & COLLEAGUES

WIN COFFEE VOUCHERS & EXCLUSIVE CONFERENCE SWAG



#OVC2022 CONTEST ALERT



Where are you joining from?

Let us know by uploading a selfie and stand a chance to win the **conference swag bag + a \$10 coffee voucher!** ☕



Tag **@veteducation** on Instagram and Facebook.

Please note: One lucky winner will be picked randomly during each week of the OVC 2022.

Fun Conference Events Just for Attendees



#OVC2022 CONTEST ALERT



Limerick Contest

- Send us a riddle or limerick about the lecture that you have attended in OVC 2022.
- We'll publish them on our Facebook page.
- The limerick that gets the most number of likes, wins the contest!
- The contest winner gets the **conference swag bag + a \$10 coffee voucher!** ☕

Please note: Limericks must contain at least five lines. You may enter as many times as you wish. The winner will be announced on July 29, 2022.



WATCHED FOR YOU

TIME-SAVING SHORT LECTURE REVIEWS FOR VETS AND VET NURSES

The Labrador and the Corn Cob – Intestinal Surgery by Dr Arthur House




In this lecture, Dr House provides the general practitioner with practical advice on how to improve diagnosis, treatment, and management of gastrointestinal obstruction. He delves into the surgical principles and techniques of performing gastrointestinal surgery with special regards to enterotomy, resection & anastomosis, linear foreign bodies, and intussusception.

But don't be fooled, the lecture really refreshes your memory about the basics; from which antibiotics to use when, to the best suture material to use and how best to flush an abdomen. I found it particularly helpful having surgical techniques and suture patterns clearly demonstrated by videos, photos and live drawings. Watch this lecture if you need to restore and refine your knowledge about the vomiting dog with a possible obstruction!

The top 5 takeaways to incorporate into your practice are:

1. Diagnosis of a GI obstruction is aided by sedating your patient. The sedation should incorporate an analgesic agent (such as an opioid or an alpha 2 agonist) as painful, tense abdomens are difficult to palpate thoroughly and therefore can lead to a missed diagnosis.



WATCHED FOR YOU

The Labrador and the Corn Cob – Intestinal Surgery by Dr Arthur House



2. Barium contrast studies should be strongly considered when faced with a possible GI foreign body. And remember, it's the xray you take the next day that will yield the most information – in a non-obstructed patient, all of the contrast should be in the colon by this point. Also worthwhile keeping in mind that the use of barium is not contraindicated when there is risk of GI perforation as it will allow for quicker identification and treatment.


3. When performing GI surgery, DO use abdominal wall retractors and large swabs to pack off the abdomen, DON'T use rat tooth forceps, and ensure your Doyens are fit for purpose by checking they stay ratcheted on the first click!

4. Always use PDS or Biosyn suture. Other suture such as Monosyn isn't suitable as it potentially dissolves before the diseased gut has healed properly. On that, use size 3/0 for medium to large dogs and 4/0 for cats and small dogs.

5. Full thickness simple continuous or interrupted suture patterns can be used to close your enterotomy or anastomosis; begin the closure 3-4mm away from the edge of the incision, and then 3-4mm apart along the length. Be sure to not overcrowd the site with suture as this can potentially compromise and delay healing time.



GET THE WEBINAR MEMBERSHIP



Take Advantage of Exclusive Access & Benefits

50+ HOURS CPD

OVER 350 LECTURES

GET CE CERTIFICATES

20% OFF CRC PRESS BOOKS

FREE ACCESS TO CONFERENCES

Get Access Now



WWW.VETEDUCATION.COM.AU

UPCOMING COURSES

For Vets

Neurological Emergencies in Small Animal Practice

**REGISTER
NOW**

STARTS AUGUST 22, 2022

APPROVED FOR 20 CE CREDITS

**WEEK 1: ASSESSMENT OF
THE NEUROLOGICAL
EMERGENCY**

**WEEK 2: CRANIO-
CEREBRAL TRAUMA**

WEEK 3: SPINAL TRAUMA

**WEEK 4: SEIZURES,
MENINGITIS AND
NEUROPATHIES**

"Thanks so much for all your advice and teaching. With so much information around these days, your evidence-based clarification goes a long way! You and your work are very valued at this practice."

**Alana
USA**

UPCOMING COURSES

For Vets Nurses/Technicians

Venoms and Toxins in Small Animal Practice

**REGISTER
NOW**

STARTS OCTOBER 10

APPROVED FOR 20 CE CREDITS

**WEEK 1: THE APPROACH
TO THE POISONED
PATIENT!**

**WEEK 2: TOXINS CAUSING
SEIZURES!**

**WEEK 3: THE UNEXCITING
TOXINS**

**WEEK 4: THE VENOMOUS
AND TOXIC CREATURES**

*"I have to say that was the **BEST** course I've ever done! Again, I do really, really enjoy your courses, I have learnt so much!!"*

Robin

New Zealand

EXPLORE THE FOCUS ON SERIES



Watch Now



Focus on Felines

Focus on Dentistry

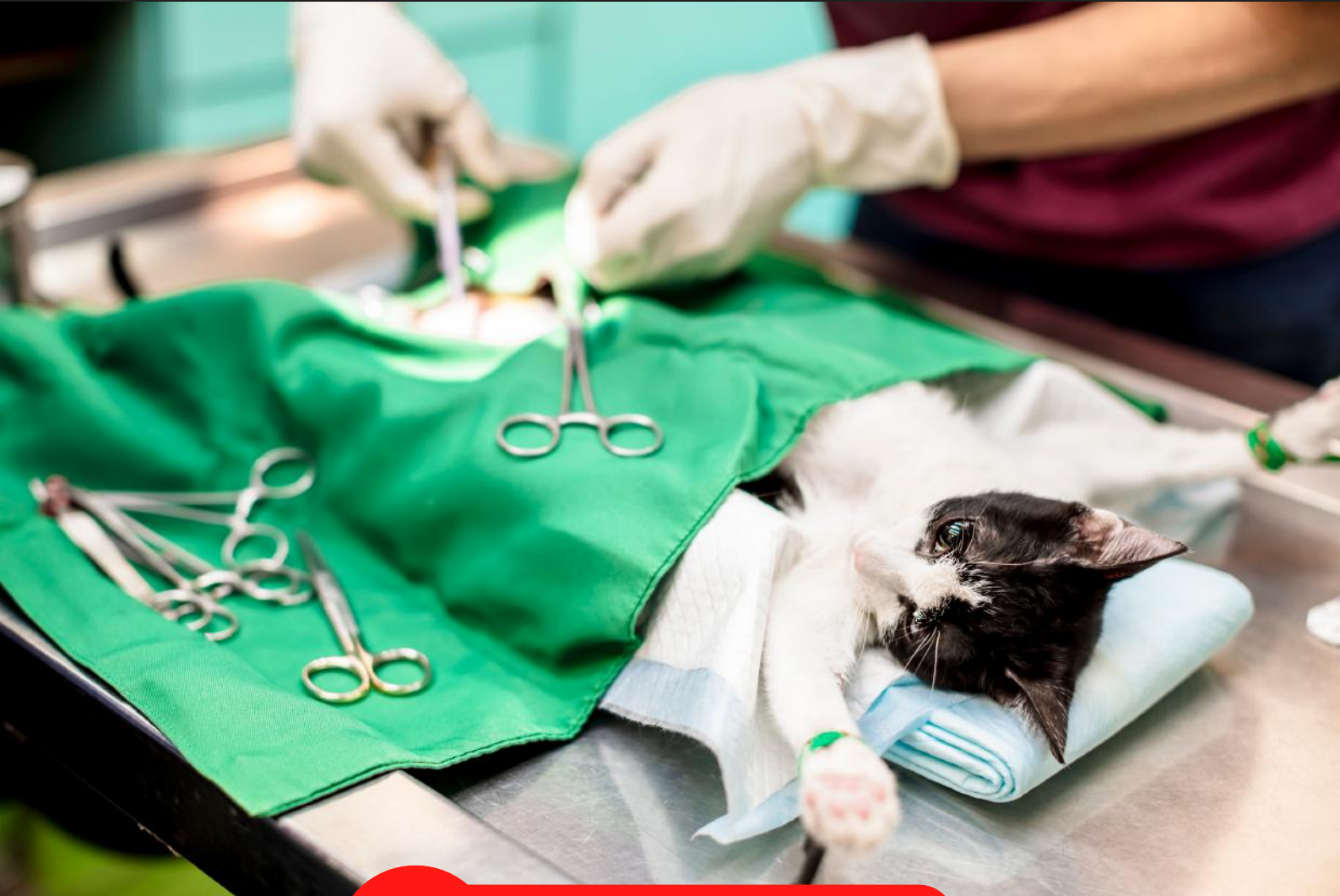
Focus on Exotics

Focus on Procedure Skills

Focus on Surgical Skills

Focus on Recent Graduates

CLINICAL PROCEDURE VIDEOS



Watch Now



These newly added video snippets cover:

Intestinal Gastropexy

Jejunostomy Tube Placement

Nasogastric Tube Placement

Thoracocentesis

Tracheotomy

Avian Anaesthesia

Caudal Epidural Anaesthesia

and more!

Journal Library



MORE INFO

Enjoy access to an extensive range of journal articles along with videos and podcasts.

This fully searchable collection provides web-based access to the full-text journal reviews that can be downloaded. The library will continue to grow and we will be adding new articles regularly to cover a wide range of topics of interest.

Become a Member

www.veteducation.com.au

"Thank you so much for creating VET EDUCATION. It's a high quality, accessible, clinically relevant and affordable portal for the distribution of ongoing professional development."

Sharyn
USA