

Catalog

Edition 2026



For healthcare professionals only

*Every day, we improve your life

Chaque jour,
nous améliorons
votre vie*

drive 
M E D I C A L

Chaque jour, nous améliorons **votre vie***

Dear customers and partners,

In 2026, Drive Medical France reaffirms its commitment to offering innovative, reliable solutions designed to improve quality of life while meeting the expectations of healthcare professionals and individuals alike.

We are committed to improving the mobility, comfort and independence of your patients. Each product in this catalog embodies our desire to design high-performance, durable equipment adapted to individual needs, while putting people at the heart of our priorities.

We would like to thank you for your confidence in us, and look forward to working with you on a day-to-day basis.

Oliver Niemann
Chief Executive Officer



Walking



Mobility



Resting



Caring



Day-to-day life



www.drivedevilbiss.fr

Deliveries in France and abroad with :



*Every day, we enhance your life

Table of contents

Product index

4



Canes, walkers & rollators

6 to 15



Wheelchairs, Scooter & Patient lifts

16 to 33



Bed & Lift chairs

34 to 39



Toilet, Shower & Bath

40 to 47



Kitchen chair

48 to 50



Spare parts & informations

51 to 62

Product index

Bath

Elevator **Bellavita** p.46

Bed

Ecofit p.36

Canes

3 legged seat cane **Pause** p.9
4 legged seat cane **Show** p.10
Folding Black T handle cane p.8
Height adjustable escort handle cane p.8
Tripod cane **Tria** p.9

Hoist slings

Full body with head support p.33
Full body without head support p.33
Lombard for standing frame p.33
Toilet with head support p.33
Toilet without head support p.33
Universal with head support p.33

Kitchen

kitchen chair **Kizine** p.50

Lift chairs

Relax Confort 4 motors p.39
Relax Initial 1 motor p.39
Relax Touch 1 motor p.38
Relax Touch Ergo 2 motors p.38

Patient lifts

Hermès heavy duty p.30
Novaltis seat to seat transfer p.32
Samssoft Elite 180 p.28
Samssoft Mini p.31

Rollators

Folding rollator **aerowalk carbon** p.14
Folding rollator **Boston** p.13
Folding rollator **Nitro** p.13

Scooter

Manual Fold + p.25

Shower

Chair with armrests **Hiva²** p.45
Chair with armrests **Suva** p.45
High stool **Gréco** p.44
Mat square p.43
Mobile chair **Atéa** p.43
Stool with armrests **Hao²** p.44

Toilet

Toilet frame **Monoï** p.42
Urinal man & women p.42

Walkers

Fixe walker **Brighton** p.11
Folding Walker **Roma** p.12
Folding Walker **Vienne** p.12
Folding Walker **Ready Set Go** p.12
Walker with wheels **Austin** p.11

Wheelchairs

Electrical wheelchair **aerocarbon** p.24
Electrical wheelchair **Instafold** p.23
Manual wheelchair **Novo Light** p.21
Manual Comfort wheelchair **IDSoft Evolution** p.22
Shell chairs **Integra & Selectis** p.26
Transfer wheelchair **Stan the Original** p.18
Transfer wheelchair **Stan Ultra** p.20
Transfer wheelchair **Stan'Up** p.19



Samssoft Elite 180 & Relax Initial





Canes

Walkers

Rollators



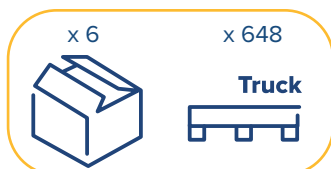


Canes

HEIGHT ADJUSTABLE AND FOLDING T HANDLE CANE



- Wooden handle.
- **The cane folds into 4 parts** for easy transportation.
- **Silent** with anti-noise and anti-vibration ring.
- **Easy height adjustment** with double push-button.



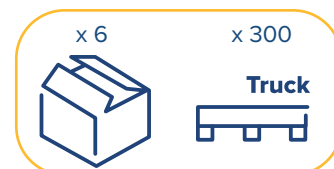
Reference	SA1141005
Height	84 to 94 cm
Material	Aluminium
Weight	0,4 kg
Maximum supported weight	113 kg

Tip diameter : 19 mm (SA1002600)
Delivered folded and clipped into a storage bag.

HEIGHT ADJUSTABLE ESCORT HANDLE CANE



- **Ergonomically designed** to provide a firm grip and prevent the hand from slipping forward.
- **Silent** with anti-noise and anti-vibration ring.
- **Easy height adjustment** with double push-button.



Reference	SA1161005
Height	75 to 98 cm
Material	Aluminium
Weight	0,4 kg
Maximum supported weight	113 kg

Tip diameter : 19 mm (SA1002600)

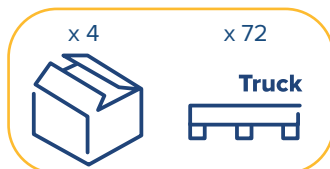


TRIPOD CANE

Tria



- **Large footprint** and maximum stability.
- Extremely **light** and **robust** thanks to balanced weight distribution.
- **Ergonomic gooseneck handle** for a secure grip.
- Make sure to respect the direction of the base in relation to the direction of travel.
- **Left-hand reversible** handle.
- **Easy height adjustment** with double push-button.



Reference	SA1167000
Height	75 to 100 cm
Material	Aluminium
Base dimensions	27 x 27 x 34 cm
Weight	0,93 kg
Maximum supported weight	125 kg

Tip diameter : 16 mm (SA1003100)

3-FEET FOLDING SEAT CANE

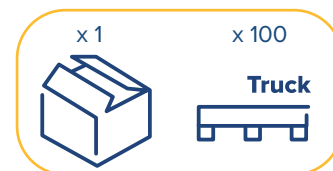
Pause



- For people who have difficulty walking long distances
- The cane **can be folded out** to form a **3-legged seat** for stable sitting.
- **Adjustable in height** by push-button to fit all sizes.
- **Ergonomic plastic handle**.
- **Non-slip plastic seat**.
- Lightweight, easy to carry.



Follow the recommended sitting direction



Reference	SA1132005
Seat height	46 to 54 cm
Handles height (cane folded)	88 to 98 cm
Overall height (cane unfolded)	83 cm
Seat	26 x 21 cm
Material	Alu + plastic
Total weight	1 kg
Maximum supported weight	113 kg

Tip diameter : 22 mm (SA1002900)



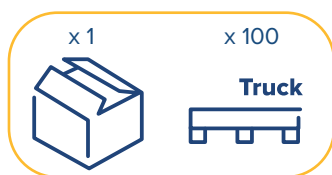
Canes

4-FEET FOLDING SEAT

Show



- **Ideal for temporary rest periods.**
- Space-saving design.
- **Provides support when walking.**
- Foam handles
- Seat in durable nylon fabric.



Reference	SA4151005
Seat height	55 cm
Dimensions seat folded	88 x 27 x 7 cm
Dimensions seat unfolded	75 x 51 x 27 cm
Seat	36 x 15 cm
Material	Alu + Nylon
Total weight	1,4 kg
Maximum supported weight	113 kg

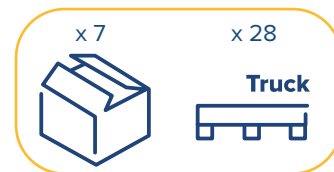
Tip diameter : 19 mm (SA1003000)

FIXED WALKER

Brighton



- **Simple and lightweight.**
- Continuous handrail for added safety.
- **Adjustable in height** by push-button to fit all sizes.



Reference	SA1201105
Width between handles	40 cm
Overall width	66 cm
Handles height	80 to 88 cm
Overall depth	42,5 cm
Tube diameter	2,2 cm
Material	Aluminium
Total weight	1,9 kg
Maximum supported weight	100 kg

Tip diameter : 25 mm (SA1001600)

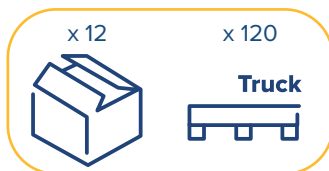


FIXED WALKER WITH WHEELS

Austin



- **Simple and lightweight.**
- Continuous handrail for added safety.
- **Adjustable in height** by push-button to fit all sizes.
- **2 front castors.**
- Glides for rear feet included (for indoor use).
- Easy to assemble.



Reference	10284KDW-30-FR
Width between handles	38 cm
Overall width	60 cm
Handles height	80 to 88 cm
Overall depth	54 cm
Material	Aluminium
Total weight	1,9 kg
Maximum supported weight	100 kg

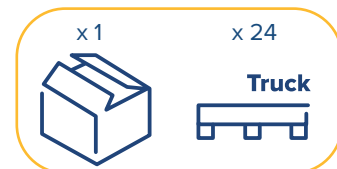
Tip diameter : 25 mm (SA1001600)

FOLDING WALKER

Roma



- **Articulated walking frame.**
- **Fast folding** thanks to push-button on top bar (folded width 10 cm).
- **The step frame can be fixed** by means of a clip system.
- **Helps «Step by Step» movements.**



Reference	SA1202005
Width between handles	45 cm
Overall width	58 cm
Handles height	79 to 91 cm
Overall depth	53,5 cm
Tube diameter	2,5 cm
Material	Aluminium
Total weight	2,7 kg
Maximum user's weight	100 kg

Tip diameter : 28 mm (SA1001500)



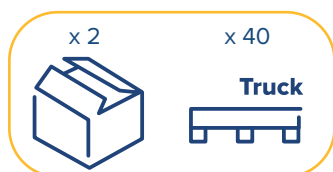
Walkers

FOLDING WALKER

Vienne



- **Two levels of handrails** for easy lifting.
- Push-button **height-adjustable** walker with 5 levels to suit all heights.
- **Sturdy**, it supports 130 kg.
- Adapts to all types of toilets.
- **Adjustable in width** by clips.
- Foldable, for **easy transport and storage**.
- **Light**, for added comfort.



Reference	SA1204005
Width between handles	42 cm
Overall width	61 cm
Height of high handles	80 to 93 cm
Height of lower handle	51 to 64 cm
Overall depth	53 cm
Tube diameter	2,5 cm
Material	Aluminium
Total weight	2,6 kg
Maximum supported weight	130 kg

Tip diameter : 28 mm (SA1001500)

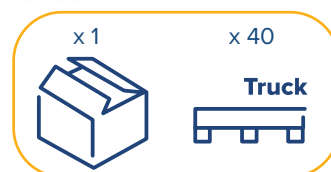
FOLDING WALKER

New

Ready Set Go



- The ideal travel companion (by car, plane, or train). **Foldable and easy to transport**.
- **Sturdy and comfortable aluminum** walker.
- **Easy to assemble** and disassemble **without tools**.
- Comes with a convenient carrying bag.
- With a total weight of **only 3,6 kg**, it is ideal as carry-on luggage.
- Folds up in a few simple steps.



Reference	10263KDR
Width between handles	45 cm
Overall width	68 cm
Height of high handles	74 to 92 cm
Overall depth	62 cm
Dimensions when folded	55 x 43 x 12 cm
Material	Aluminium
Color	Red/black
Total weight	3,6 kg
Maximum supported weight	100 kg

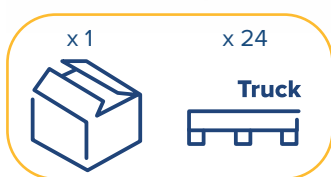


FOLDING HEIGHT-ADJUSTABLE ROLLATOR

Boston



- **Ultra-light and height-adjustable!**
- **Seat height adjustable from 52 to 60 cm** using clips and pushbuttons.
- Back support, rigid flip-up seat and cane holder as standard.
- **Standard parking brakes.**
- **Folds away for storage and transport.**
- **2 colors available.**



Reference Red	SA1301101
Reference Blue	SA1301101-BL18
Overall width	62 cm
Handles height	83 to 100 cm
Overall depth	62 cm
Seat height	52 to 60 cm
Seat dimensions	36 x 24 cm
Material	Aluminium
Color	Metallic red or blue
Total weight	6,4 kg
Maximum supported weight	120 kg

FOLDING HEIGHT-ADJUSTABLE ROLLATOR

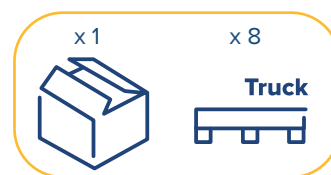
Nitro



- Large wheels for use on **all types of terrain.**
- Back support, rigid flip-up seat and cane holder as standard.
- **Double brace** for strength and stability.
- Flexible braking system with cables integrated into the frame.
- Flexible, height-adjustable back strap. Ergonomic brake handles. Padded seat.
- **3 colors available.**



Bag's dimensions
40 x 20 x 20 cm



Reference Black	724200200
Reference White	724200100-FR
Reference Champagne	724200000-FR
Overall width	61 cm
Handles height	84 to 94 cm
Overall depth	70,5 cm
Seat height	57 cm
Seat dimensions	44,5 x 22 cm
Material	Aluminium
Color	Black, White or Champagne
Total weight with bag	7,2 kg
Maximum supported weight	130 kg



Rollators

FOLDING ULTRA-LIGHTWEIGHT ROLLATOR

New

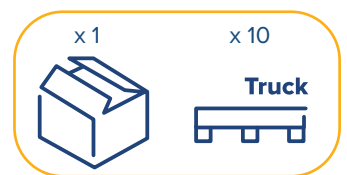


aerowalk carbon

- **Large wheels** with soft tires.
- Padded **back strap with opening**, for safe walking and comfortable sitting.
- **Extremely simple** height adjustment of handles, with numbered markings.
- Ultra-lightweight **carbon fiber frame**.
- Wide, padded, and comfortable seat.
- **Reflectors** for increased visibility.
- **2 colors available**.



Bag's dimensions
(w x h x d)
39 x 26 x 12 cm



Reference Graphite gray	720200020
Reference Dark green	720200010
Overall width	60 cm
Handles height	80 to 95 cm
Overall depth	68 cm
Seat height	57 cm
Seat dimensions	45 x 22 cm
Material	Carbon fiber
Wheels dimensions	AV : 24 x 3,2 cm AR : 20 x 3 cm
Color	Graphite gray or Dark green
Total weight with bag	4,6 kg*
Maximum supported weight	150 kg

*without accessories



weightless through life



aerowalk carbon





Wheelchairs

Patient lifts

Slings





Wheelchairs

Stan The Original



Space-saving, lightweight folding transfer chair.

- Ideal for all types of trips.
- **Attendant braking system and immobilization by user.**
- 5 storage pockets, including 1 under the seat and 4 on the back of the backrest.
- **Removable and swing away footrests.**
- Standard waist belt.
- **4 sizes available from 40 to 51 cm.**

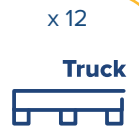


Double-layer nylon fabric with comfort foam. Half-fold backrest for transport.

Foldable for minimum dimensions 60 x 70 x 32 cm.


Aluminum frame. Weight from 10.5 kg.

Black solid PU tyres : front wheels 6", rear wheels 12".



M4-certified polyester fabric with flame-retardant treatment. All substances used comply with REACH regulations: no phthalates, parabens or arsenic.

References	M28000700-BR20	M28000300-BR20	M28000900-BR20	M28000500-BR20
Seat width	40 cm	43 cm	48 cm	51 cm
Seat height	45 cm			
Seat depth	42,5 cm			
Overall width	59,5 cm	62 cm	64,5 cm	67 cm
Overall width when folded	29,5 cm			
Overall length	91 cm			
Overall height	86 cm			
Material	Aluminium			
Color	Bronze			
Total weight	10,56 kg	10,60 kg	10,66 kg	10,72 kg
Maximum user weight	115 kg			





Stan'Up

With flip-up armrests

- Lightweight, space-saving folding transfer chair.
- **Offers all the advantages of Stan The Original.**
- **Its big plus: flip-up armrests for easy transfer.**
- **4 sizes available from 40 to 51 cm.**

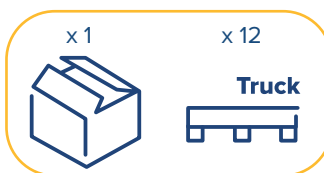


Double-layer nylon fabric with comfort foam.
Half-fold backrest for transport.

Foldable for minimum dimensions 61,5 x 75 x 30 cm.

Aluminum frame.

Black solid PU tyres :
front wheels 6",
rear wheels 12"1/2.



M4-certified polyester fabric with flame-retardant treatment.
All substances used comply with REACH regulations: no phthalates, parabens or arsenic.

Reference	M28001200-BLK24	M28001300-BLK24	M28001400-BLK24	M28001500-BLK24
Seat width	40 cm	43 cm	48 cm	51 cm
Seat height at the front	45 cm			
Seat depth	42,5 cm			
Overall width	57 cm	60 cm	65 cm	68 cm
Overall width when folded	27 cm	28 cm	29 cm	30 cm
Overall length	112 cm			
Overall height	92 cm			
Material	Aluminium			
Color	Matte black			
Total weight	11,7 kg	11,8 kg	11,9 kg	12,1 kg
Maximum user weight	115 kg			





Wheelchairs

Stan Ultra

With flip-up armrests

- Lightweight, compact folding transfer chair.
- **Attendant braking system and immobilization by user.**
- Flip-up armrests for easy transferring.
- **Seat height adjustable to 45 or 50 cm.**
- **Maximum user weight of 150 kg** (for size 51).
- **4 sizes available from 40 to 51 cm.**



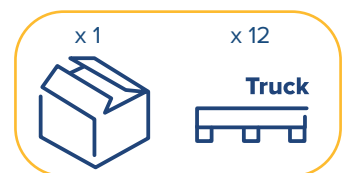
Double-layer nylon fabric with comfort foam.
Half-fold backrest for transport.

Black solid PU tyres :
front wheels 6",
rear wheels 12".



Foldable for minimum
64 x 73 x 34,5 cm.

Aluminum frame.
Weight from 12,11 kg.



M4-certified polyester fabric with flame-retardant treatment.
All substances used comply with REACH regulations: no phthalates, parabens or arsenic.

References	M28001600	M28001700	M28001800	M28001900
Seat width	40 cm	43 cm	48 cm	51 cm
Seat height	45 or 50 cm			
Seat depth	40 cm			
Overall width	58 cm	61 cm	66 cm	69 cm
Overall width when folded	27 cm			
Overall length	107,5 cm			
Overall height	98,5 cm			
Material	Aluminium			
Color	Metallic red			
Total weight	12,11 kg	12,15 kg	12,21 kg	12,35kg
Maximum user weight	115 kg		150 kg	





Novo Light

New color



Lightweight, comfortable and foldable

- Fixed or reclining backrest with width-adjustable tensioning bar.
- **5 seat sizes 39 to 51 cm.**
- **With retractable armrests for easy lateral transfer.**
- **Swing away and removable legrests.**
- Pedal to overcome obstacles.
- Brown Aluminium frame and black padded upholsteries.



Accessories

- Multi-position headrest.
- Anti-tippers
- Elevating legrest with thumbwheel system.
- Waist belt.
- IV pole.



Black solid PU tyres rear wheels 24".

Black solid PU tyres front wheels 6".



NOVO Light f (fixed backrest)	M12301000-39NOIP42 M12301000-39NOIP47	M12301000-42NOIP42 M12301000-42NOIP47	M12301000-45NOIP42 M12301000-45NOIP47	M12301000-48NOIP42 M12301000-48NOIP47	M12301000-51NOIP42 M12301000-51NOIP47
NOVO Light i (reclining backrest)	M12302000-39NOIP42	M12302000-42NOIP42	M12302000-45NOIP42	M12302000-48NOIP42	M12302000-51NOIP42
Seat width	39 cm	42 cm	45 cm	48 cm	51 cm
Overall width	60,5 to 72,5 cm				
Seat depth	42 cm or 47 cm (only for fixed backrest)				
Seat height	45 to 50 cm				
overall height	97 cm				
Width when folded	33 cm				
Overall length	104/111 cm				
Material	Aluminium				
Color	Bronze				
Total weight	from 13,4 kg				
Maximum user weight	125 kg				

Wheelchairs

IDSoft Évolution



Compactness, weight, stability and adaptability.

- Pressure sore prevention fabric upholstery.
- Gravity center shifts forward depending on the selected angle, providing a perfect stability to the wheelchair.
- Available in Prime version with 2 adjustable gutter sleeves.
- **Available in electric version with electric seat and backrest tilt.**



Height adjustable (8 cm) and completely removable backrest to fit other type of backrest.

Light chassis (bronze color) for all types of wheels.

24" rear wheels with quick-release tires. 8" front wheels with tires.

Removable, height-adjustable armrests equipped with a long cuff.

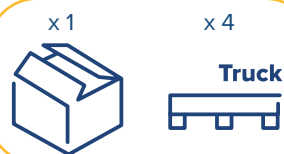
Rigid armrest side design.

Very accessible and safe unlocking armrest system.



Options or accessories

- Trunk supports.
- Standard shelf.
- Abduction wedge.
- Antitip castors.
- Various types of rear wheels with or without drum brakes.
- Long wings headrest.
- Swivelling cradled armrest.
- Viscoelastic foam seat cushion.



Reference IDsoft Evolution	M10560100
Reference IDsoft Evolution Prime	M10560300
Seat width	39 to 54 cm
Overall width	59 to 69 cm
Seat depth	43 to 48 cm
Seat height	40 to 45 cm
Backrest height	47 to 55 cm
Overall depth	109 cm
Material	Steel
Color	Bronze
Total weight	from 34 kg
Maximum user weight	140 kg ± 5 kg



Instafold

Electrical wheelchair for indoor & outdoor use

- Folded in an instant and ready to go!
- Modern, elegant design with silver chassis and alloy wheels.
- Comfortable and versatile with a range of over 23 Km.
- **Maximum speed : 6 km/h.**



Intelligent joystick with speed and battery gauges, acceleration/deceleration buttons, horn and start/stop button.

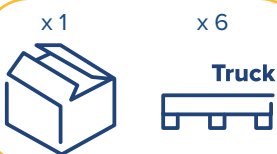


Options

- Additional 10 Ah battery.
- Third-party control.



Video



Reference	IFPC17SIL-FR
Dimensions when unfolded (W x L x H)	105 x 62 x 99 cm
Dimensions when folded (W x L x H)	79 x 62 x 40 cm
Seat height	55 cm
Seat width x Depth	44 cm x 45 cm
Armrests height	23 cm from front end of seat
Backrest height	44 cm
Front wheels	20 x 5 cm
Rear wheels	30,5 x 5,7 cm
Antitip castors	5 x 1,5 cm
Material	Aluminium
Color	Metallic grey
Total weight	27 kg with battery
Maximum user weight	120 kg

Wheelchairs

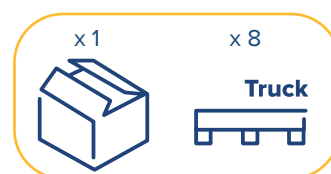
aerocarbon

New



The lightest, 12,15 kg*

- **Fiber Carbon frame**, ultra-lightweight, compact, and durable.
- Effortless handling and optimized comfort.
- **Intuitive control box** for smooth and easy driving.
- **Standard lap belt**, padded seat and backrest.
- **Autonomy : 15Km** (9,5 miles).
- **Maximum speed : 6 km/h** (4mph).
- **Maximum User Weight: 136 kg** (300 lbs).



Reference aerocarbon	950003100
Overall dimensions (D x W x H)	91 x 61 x 89 cm
Overall dimensions when folded (D x W x H)	73 x 31 x 76 cm
Seat height	44 cm
Seat dimensions (W x D)	44 x 42 cm
Armrest height	24 cm from the front edge of the seat
Backrest width	42 cm
Front wheels	D6.5" / D16,5 cm
Rear wheels	D10.5" / D27cm
Anti-tip castors	D2" / D1,5 cm
Material	Carbon fiber
Color	Black
Total weight	13,5 kg with battery
Maximum user weight	136 kg

* Without battery



Manual Fold +

New



Ultra-lightweight & compact

- Featherweight only 19,8 kg*
 - Easy to transport and store, thanks to its compact dimensions and handle on the seat.
 - Padded and removable seat and backrest, and fold-up and removable armrests for greater flexibility and ease of use.
 - Puncture-resistant tires for peace of mind.
 - Intuitive, easy-to-use, and secure control panel.
 - Powerful battery for long battery life.
 - Suitable for air travel, it will accompany you everywhere.
- **Autonomy : 15Km** (9,5 miles).
 - **Maximum speed : 6 km/h** (4mph).
 - **Maximum User Weight: 125 kg** (300 lbs).



Available in 2 colors : **Red** or **Blue**

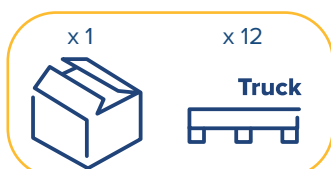
A fast, compact, and easy folding system



Battery indicator



Charging station (optional)
(ref. 950002767)



Reference Red	950002700
Reference Blue	950002800
Overall dimensions (D x W x H)	98 x 54,5 x 93 cm
Overall dimensions when folded (D x W x H)	41 x 54,5 x 67 cm
Seat dimensions (w x D)	42 x 38 cm
Front wheels	15 x 4 cm
Rear wheels	18 x 6 cm
Battery weight	1,8 kg
Colors	Metallic red or blue
Total weight	19,8 kg*
Maximum user weight	125 kg

* without armrests, seat cushion and battery.



Shell chairs

Integra & Selectis

New colors

For nursing homes and public institutions

- **Support and transfer aid.**
- **Mechanical tilting** of the shell by cylinder and trigger.
- 2 models suitable for holding, standing and lifting patients, as well as for institutional use.
- **2 chassis types.**
- **Integra:** predominantly indoor use with telescopic stand and 5 castors (Ø 125 mm)
- **Selectis:** predominantly outdoor use with VHP base (6" front wheels and 12.5" rear wheels) and centralised brake pedal.




Leather style fabric on the outside.
Gray Dartex® fabric on backrest, seat and leg section.



Selectis



Integra



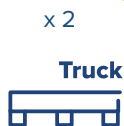
Colors
BLUE/GRAY
or
CHOCOLATE/GRAY



* depending on configuration.

Options

- Bilateral lap shelf.
- Unilateral thermoformeshelf (right side).
- Pelvic belt 3 points.
- Harness.
- IV pole.
- Footrest.



Reference INTEGRA United Kingdom	M10806900
Reference INTEGRA Australia	M10807000
Reference SELECTIS Australia	M10807900
Seat width	39, 45, and 51 cm*
Seat depth	44 cm
Overall width INTEGRA	68 to 72 cm*
Overall width SELECTIS	70 to 72 cm*
Overall length INTEGRA/SELECTIS	78 cm/89 cm
Seat height	45 to 56 cm*
Shell angle	-6° to +28°*
Total weight	from de 29 kg
Maximum user weight	120 kg





Patient lifts

Samsoft Elite 180

Handy, compact and sturdy

- **Lifting capacity 180 kg.**
- Ergonomic 4-points cross-bar minimizing the risk during transfer.
- **High visibility of safety features (color red).**
- **Centre locking system** of hoist legs in open or close position..
- Battery recharging: without removing it from the structure, thanks to the built-in charger, or remotely by removing it from its holder.
- Ground pickup.
- **Wide lifting range: 47 to 178 cm.**



Mast locking by magnetic pin.



Electrical powered Leg operating.

Large wheels (Ø 100 mm) to facilitate the passage of doorways.

- **Large multi-position ergonomic push handle.**
- **Magnetic remote control.** Allows you to attach it anywhere on the device.



MANUAL LEG OPENING VERSION



5-year warranty on structure and actuator*



2-year warranty on box and remote control*



1-year warranty on battery*



Video

* Under normal use in accordance with the instructions in the manual. Negligence or handling errors are excluded from the warranty.



Fast folding, easy and safe



Comes standard with a mast lock/release trigger for double safety.

Magnetic system to hold and lock in rotation the cross-bar for safe transport.




Emergency button, positioned to prevent accidental activation. **Colour LCD display with many features.** Operating buttons, an alternative to the remote control. IPX6 waterproofing.

 **Tool-Free**

Folding in seconds without any disassembly. The cross-bar is inserted into the mast using the remote control. The actuator remains fully protected by the structure. **Can be stored against the bed for space saving.**

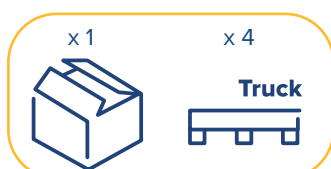
Can also be disassembled into two parts to facilitate its transport.



Protective sleeve compatible with both cross-bar versions.

Accessories

- Offset 4-point cross-bar.
- Protective sleeve compatible with both cross-bar versions.
- Charging dock.
- Additional battery.



Reference Manual leg opening (M) (4-point aligned cross-bar)	SR3110100
Reference Electrical leg opening (E) (4-point aligned cross-bar)	SR3110200
Reference Manual leg opening (M) (4-point offset cross-bar)	SR3110400
Reference Electrical leg opening (E) (4-point offset cross-bar)	SR3110300
Lifting capacity	180 kg
Maximum lifting height (4-point aligned cross-bar)	178 cm
Battery	Lithium-ion
Ground clearance	(M) : 2,7 cm (E) : 2,6 cm
Overall width of the base (legs closed)	65 cm
Overall length of the base	130 cm
Base height	12 cm
Inner feet spacing	(M) : 100,3 cm (E) : 112 cm
Patient lift weight (without cross-bar)	(M) : 39,8 kg (E) : 40,2kg

Hermès

Heavy duty patient lift

- **Lifting capacity 250 kg.**
- 4 points cross-bar equipped with secured curved hooks ensuring simple and secure sling positioning.
- **Reinforced centre plates on the cross-bar.**
- Powered base opening for easy side rail opening.
- Four 100 mm high quality castors with rear brakes.
- Ground pickup.
- **Maximum lifting range: 177 cm.**



Reinforced structure.



Manual emergency lowering.

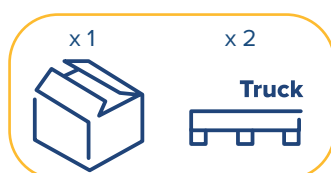
Powered base opening for easy side rail opening.



5-year warranty on structure and actuator*

Accessorie

- Weighing scale (Non Classe III).



Référence	SR2310000
Lifting capacity	250 kg
Cylinder	12000 N
Lifting height	177 cm
Overall width of the base	74 cm
Overall length of the base	136 cm
Base height	11,4 cm
Inner feet spacing	60 to 110 cm
Patient lift weight (without cross-bar)	55 kg

* Under normal use in accordance with the instructions in the manual. Negligence or handling errors are excluded from the warranty.



Samsoft Mini

20% reduction in floor area

- **Lifting capacity 150 kg.**
- Ergonomic 4-points cross-bar with non-return curved hooks.
- **Large multi-position ergonomic push handle.**
- Four 75 mm high quality castors with rear brakes.
- Very short turning circle (115 cm), ideal for home use.
- Battery recharging: without removing it from the structure, thanks to the built-in charger, or remotely by removing it from its holder.
- **Maximum lifting range: 160 cm.**



Can be vertically stored whilst fully assembled.



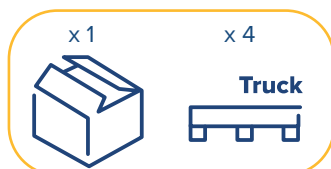
Easy disassembly without tools.

Accessories

- 2 points cross-bar (maximum lifting range 155 cm).
- NON CLASSE III scale.



5-year warranty on structure and actuator*



Reference	SR3000000
Lifting capacity	150 kg
Cylinder	8000 N
Turnin circle	115 cm
Overall width of the base	56 cm
Overall length of the base	109 cm
Base height	9 cm
Inner feet spacing	49 to 81 cm
Patient lift weight (without cross-bar)	35 kg

* Under normal use in accordance with the instructions in the manual. Negligence or handling errors are excluded from the warranty.



Patient lifts

Novaltis

Sit/seat transfer

- **Lifting capacity 175 kg.**
- **Compact and handy.**
- **Large multi-position ergonomic push handle.**
- Four 75 mm high quality castors with rear brakes.
- Adjustable rubber heel straps.
- Thick, high double-gutter legrest cushion, adaptable without adjustment to all patient profiles, absorbing movements during transfer.



Easy disassembly without tools.

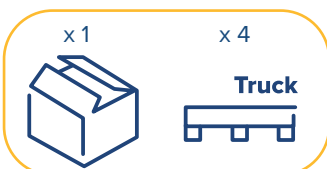


Can be vertically stored whilst fully assembled.

Battery recharging: without removing it from the structure, thanks to the built-in charger, or remotely by removing it from its holder.



5-year warranty on structure and actuator*



Reference	SR2910000
Lifting capacity	175 kg
Cylinder	8000 N
Handle height	79 to 101 cm
Overall width of the base	63 cm
Overall length of the base	94 cm
Base height	9 cm
Inner feet spacing	54 to 81 cm
Patient lift weight (without cross-bar)	39 kg

* Under normal use in accordance with the instructions in the manual. Negligence or handling errors are excluded from the warranty.

Slings

 Color code for each sling's size

New







Full body

without head support

Maximum user's weight 230 kg.
U shaped.
Padded leg support.
For bed / chair / bed transfer and lifting from ground.



Size S		FC220266-S
Size M		FC220266-M
Size L		FC220266-L
Size XL		FC220266-XL







Toilet

without head support

Maximum user's weight 230 kg.
Can be used for personal hygiene as well as toileting.
Padded leg support.



Size S		FC220270-S
Size M		FC220270-M
Size L		FC220270-L
Size XL		FC220270-XL







Universal

with head support

Maximum user's weight 230 kg.
U shaped.
Foam padding.



Size S		FC170074-S
Size M		FC170074-M
Size L		FC170074-L
Size XL		FC170074-XL







Full body

with head support

Maximum user's weight 230 kg.
U shaped.
Padded leg support.
For bed / chair / bed transfer and lifting from ground.



Size S		FC220267-S
Size M		FC220267-M
Size L		FC220267-L
Size XL		FC220267-XL







Toilet

with head support

Maximum user's weight 230 kg.
Can be used for personal hygiene as well as toileting.
Padded leg support.



Size S		FC220271-S
Size M		FC220271-M
Size L		FC220271-L
Size XL		FC220271-XL







Lumbar

for standing frame

Maximum user's weight 230 kg.
Easy to position.
Adjustment buckles.
Non-slip surface.



Size S		FC150024-S
Size M		FC150024-M
Size L		FC150024-L
Size XL		FC150024-XL







Bed Lift chairs





Medical bed

Ecofit

Compact and easy to move

- **Electrical 4 functions** : height adjustable / backrest / legrest / forward tilt
- **Maximum supported weight 220 kg for a 185 kg patient.**
- «Chair» function: combination of forward tilt and knee flexion (no reverse Trendelenburg possible).
- Easy one-person transport.



Delivered on wheels and made very compact thanks to simple mechanisms. Optional support for wooden barriers.



Can be dismantled and transported by one person. Perfect stability whatever the height of the base.

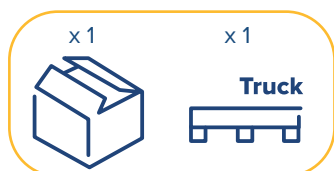

24 V power supply.
Mechanical lock on the back of the remote control.

Accessories

- Cylinder cover panels (ref. S34207500).
- Special support for barriers and hanger bar (ref. S34211400).

Option

- Remote control for Trendelenburg/reverse Trendelenburg (Forward tilt / back tilt) function. Ref : S54201000.



Reference with panels and hanger bar	S63000600
Reference 4 wooden barriers	S74204800
Minimum height (ground/ cross-beam)	38,5 cm
Maximum height (ground/ cross-beam)	81 cm
Cross-beam	90 x 200 cm
overall dimensions	101 x 211 cm
Maximum backrest angle	70°
Maximum legrest angle	30°
Total weight with panels and Hanger bar	77 kg





Lift chairs

LIFT CHAIRS 1 OR 2-MOTORS



Relax Touch Ergo

- **Tone-on-tone seams.**
- 2 side storage pockets.
- Easy one-person transport.
- **Adjustable seat depth 42 or 51 cm.**
- **Available in 1 or 2 motors versions.**




Easy-to-use, intuitive remote control.

Dense, comfortable seat foam 36 kg / m³.

3 colors available :



Glazed chestnut (Marron glacé)



Gray blue



Anthracite

The advantages of the 2-motor version :

Backrest and footrest operate independently.



Rear castors for easy movement.




LIFT CHAIRS 1-MOTOR




Relax Initial

- **Velvet-touch fabric.**
- Seat : pocket springs and foam 25 kg / m3.
- 1 side storage pocket.

2 colors available :



Chesnut



Gray



LIFT CHAIRS 4-MOTORS



Relax Confort

- **Leather-look cover with tone-on-tone stitching.**
- **Electrically adjustable headrest.**
- Power adjustable lumbar support.
- Remote control with backlit buttons and USB socket.
- Seat: pocket springs and 25 kg/m3 foam.

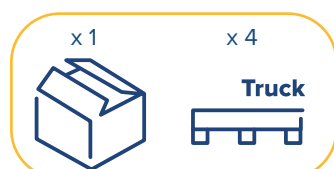


Dark grey



1 side storage pocket.

2 x 9 V batteries (not included) for descent in case of failure, except Relax Confort.



Relax Touch - 1 M - Ref. Glazed chesnut	SA4222000
Relax Touch - 1 M - Ref. Grey blue	SA4222300
Relax Touch - 1 M - Ref. Anthracite	SA4222200
Relax Touch - 2 M - Ref. Glazed chesnut	SA4222400
Relax Touch - 2 M - Ref. Grey blue	SA4222700
Relax Touch - 2 M - Ref. Anthracite	SA4222600
Relax Initial - 1 M - Ref. Chesnut	SA4277000
Relax Initial - 1 M - Ref. Grey	SA4278000
Relax Confort - 4 M - Ref. Dark grey	SA4279000
Floor to seat height	Up to 55 cm*
Seat width	Up to 55 cm*
Seat depth	Up to 51 cm*
Maximum user weight	130 kg

* Depending on model.





Toilet Shower Bath

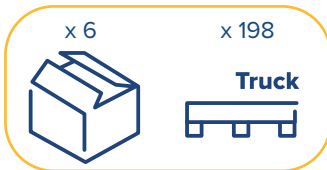




Toilet

MEN URINAL HOME

- Light.
- Solid and easy to clean.
- Graded.
- With cap.



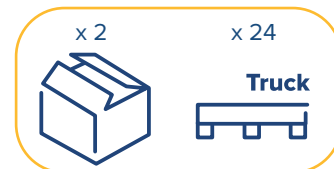
Reference	SA7243005
Dimensions	12,5 x 9 x 25 cm
Material	high-density polyethylene
Capacity	0,9 l

TOILET FRAME

Monoï



- **Allows safe access to and from the toilet.**
- Plastic armrests for better support.
- **Easy to install and remove.**
- Adapts to all types of toilets.
- **Adjustable in height** by push-button and in width by clips.
- Supplied with non-slip tips for added stability.



Reference	SA7222000
Adjustable height	72 to 82 cm
Max. overall dimensions	61 x 49 x 82 cm
Material	Plastic and steel
Color	White
Total weight	4,4 kg
Maximum supported weight	100 kg

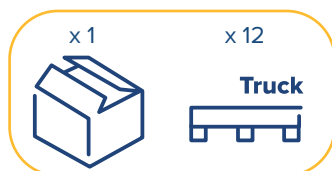


SHOWER AND TOILETS MOBILE CHAIR

Atéa



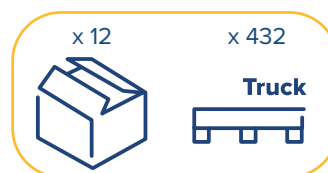
- **Aluminum frame** for greater lightness.
- Removable and retractable legrests. Retractable armrests for easy transfer.
- Height-adjustable foot plates.
- Supplied with a seat plug for use as a shower chair.
- Bucket with anti-odour lid removable from the back.
- 5 cm height-adjustable to fit all sizes.
- Rear wheels with brakes for added safety.
- 4 plastic swivel wheels with solid tyres (diam. 125 mm, width 30 mm).



Reference	SA2110900
Overall dimensions	89 x 57 x 99 à 104 cm
Seat height	53 or 55,5 or 58 cm
Seat	44 x 43 x 5 cm
Width between armrests	46 cm
Material	Alu + Polyurethane
Color	Black and white
Total weight (with bucket)	13,6 kg
Maximum supported weight	110 kg

MAT SQUARE

- **Natural and effective.**
- 100% natural rubber.
- Durable and machine-washable at 40°.
- The integrated suction cup: a simple, effective anti-slip principle.



Reference	SA2234005
Dimensions	53 x 53 cm



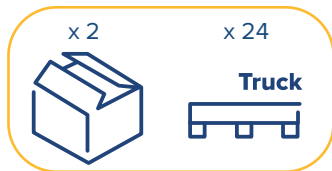
Shower

HIGH SHOWER STOOL

Gréco



- Easy height adjustment with push-button.
- Fixed flared armrests.
- **Seat tilted slightly forward** for easy raising and lowering.
- Stable and secure.



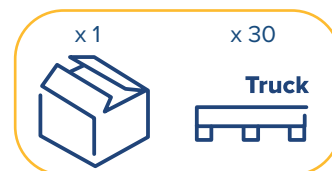
Reference	SA2110400
Max. overall dimensions	55 x 52 x 80 cm
Seat height	48 to 61 cm
Width between armrests	49 cm
Armrest length	20 cm
Material	plastic and aluminium
Color	White
Total Weight	3,2 kg
Maximum supported weight	100 kg

SHOWER STOOL

Hao²



- **Armrests covered with comfort foam.**
- Push-button removable armrests.
- Height-adjustable.
- Surface water drainage ports.
- **Anti-slip plastic.**
- 5.5 cm diameter anti-slip pads.



Reference	12440KD-1-FR
Maxi. overall dimensions	54,5 x 43 x 71 cm
Seat height	42 to 54,5 cm
Seat	40 x 33 x 4 cm
Armrests height	17 cm
Material	plastic and aluminium
Total weight	2,6 kg
Maximum supported weight	136 kg

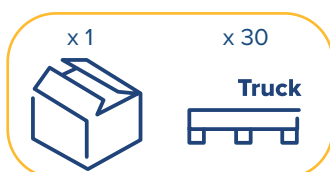


SHOWER CHAIR

Hiva²



- Armrests covered with comfort foam.
- **Depth-adjustable backrest in 2 positions.** allowing the seat to be adjusted from **37 to 41 cm.**
- Push-button removable armrests and backrest.
- Surface water drainage ports.
- Anti-slip plastic.
- 5.5 cm diameter anti-slip pads.



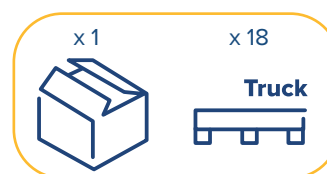
Reference	12445KD-1-FR
Overall dimensions	56 x 56 x 87 cm
Floor to seat height	42 to 55 cm
Seat	40 x 33 x 4 cm
Backrest	41,5 x 17 cm
Armrests height	17 cm
Material	plastic and aluminium
Color	white.
Total weight	3,5 kg
Maximum supported weight	136 kg

SHOWER COMMODE CHAIR

Suva



- **3-in-1:** can be used as a commode chair, shower chair and toilet elevator.
- Comfortable and practical.
- **2 models:** with or without seat and back cushions.
- Removable basin with automatic locking lid.
- **Easy cleaning:** smooth surfaces, easily removable cushions.
- Easy, tool-free height adjustment.



Reference with cushion	SA2118100
Reference without cushion	SA2117900
Overall width	50,5 cm
Overall length	39,5 cm
Overall height	75/87,7 cm
Seat height	42/54,5 cm
Seat width:	46 cm
Seat depth:	43 cm
Material	aluminium and plastic
Color	Grey and white
Total weight	5,1 kg
Maximum supported weight	130 kg



Bath

BATH ELEVATOR

Bellavita Nova

- High-performance technologies.
- Flat and discreet at the bottom of the bathtub.
- Motor integrated into the backrest, battery in the remote control = watertight unit, no metal components or actuators.
- Bellavita is easy to transport in 1 or 2 pieces.
- Supplied with 4 suction cups.
- **Available with 2 cushions types: Classic and Confort.**



Options :

- Headrest.
- Transfer seat with Vitaturn disc.



New



2 cushions types :

Classic:

available in blue or white



Confort:

available in blue or white



x 1




x 10



Technical specifications

Min. seat height	6 cm
Max. seat height	48 cm
Max. backrest angle	50°
Integrated battery in waterproof remote control	12 V / 90 W
Supplied with battery charger	charged in 4 h
Total weight	9,3 kg
Maximum supported weight	140 kg
Box dimensions (L x W x H)	74 x 39 x 20 cm
Overall dimensions (L x W x H)	71 x 37 x 18 cm

Model	Reference
Bellavita Nova	475300100
Classic white cushion	460800252
Classic blue cushion	460800312
Confort white cushion	460900252
Confort blue cushion	460900312
Transfer seat with Vitaturn disc	SA2330511
Headrest white	470900133







Kitchen





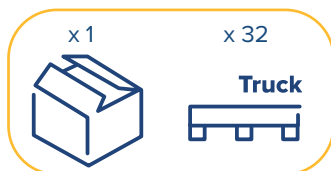
Kitchen

KITCHEN HIGH CHAIR

Kizine



- The seat is tilted forward by 4 cm (7°), reducing the effort required to sit down and stand up.
- Stable, height-adjustable feet with non-slip rubber feet.
- Removable armrests. Padded seat and back (4 cm thick).



Reference	SA3311005
Front height of seat	56 to 71 cm
Material	Steel
Color	White
Total Weight	6 kg
Maximum supported weight	136 kg

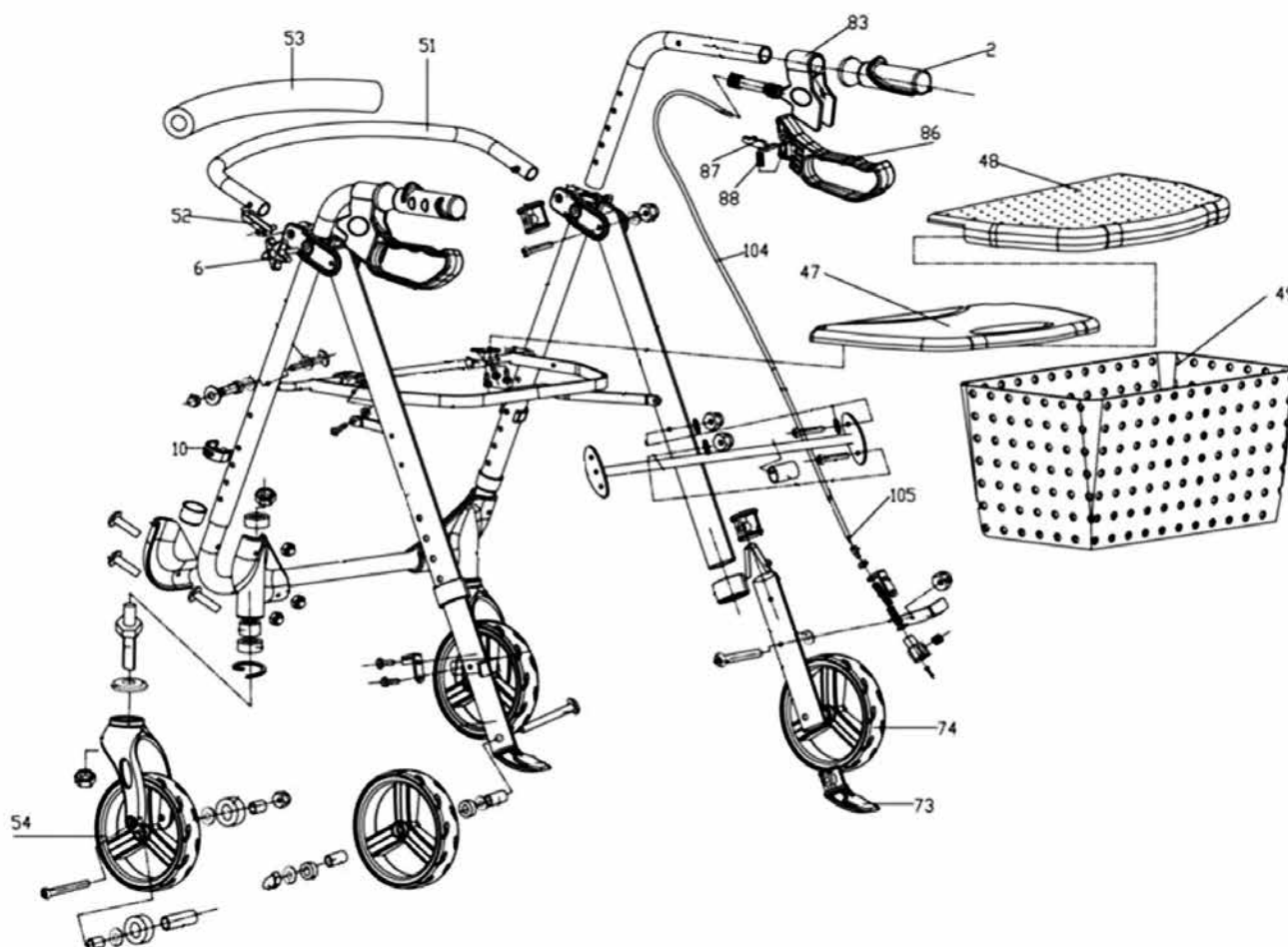
Tip diameter Ø 22 mm (ref. SA1002800)

Spare parts



ROLLATOR **Boston**

SA1301101 and SA1301101-BL18

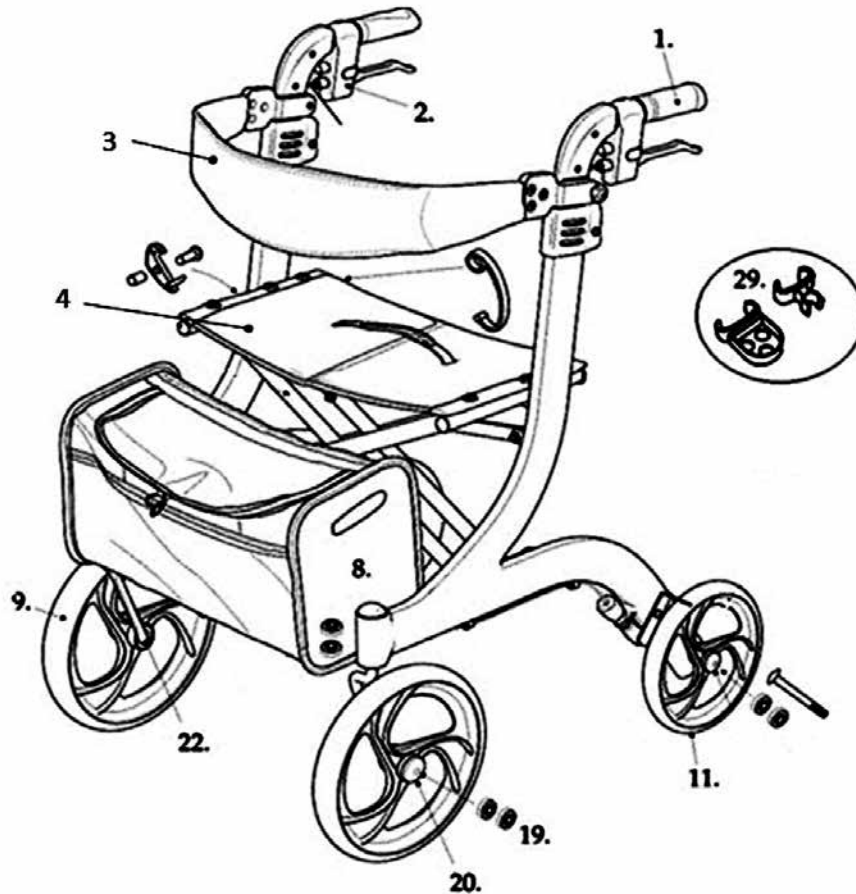


Marker	Product name	Reference	Validity date
2	Handle sleeve Ø 22 mm (pair)	SA1302010	
10	Front wheel height adjustment clip	SA1301110	
47	Seat	SA1301140	
48	Seat cover	SA1305400	
49	Basket	SA1305500	
52	Push button spring clip	SA1301102	
51 + 53	Backrest bar	SA1305300	
54 or 74	Front or rear wheel	SA1301120	before lot 2042
54 or 74	Front or rear wheel	SA1308700	from lot 2042 to lot 2237
54 or 74	Front or rear wheel	SA1307500	from 2238
73	Foot pedal curb climber	SA1305800	
104 & 105	Brake cable	SA1305700	
83 & 86 à 88	Brake lever (PAIR)	SA1301130	
6	Tightening knob	SA1305600	
	Cane holder	SA1305200	



ROLLATOR Nitro

724200200, 724200100-FR and 724200000-FR



Marker	Product name	Reference	Version
1	Handle sleeve Ø 22 mm (pair)	SA1302010	
2	Brake handle & cable	SA1309100	
3	Back strap	SA1307800	
4	Seat fabric	SA1307700	
8	Bag with support rails	SA1309300	
8'	Bag fastening set (2 rails + screws)	SA1309200	
9/19/20/22	Right front wheel with fork*	SA1309901	other than SA1309001
9/19/20/22	Left front wheel with fork*	SA1309902	other than SA1309001
11	Right rear wheel	724400181	
11'	Left rear wheel	724400182	
29	Cane holder	SA1309600	
	Left brake pad	724400050	from serial number 6A1511
	Right brake pad	724400051	from serial number 6A1511

Modification of the locking system from serial no. 16/28 upwards.
 *On models with wired forks, it is necessary to replace the left and right fork.

ROLLATOR **aerowalk carbon**

720200010 color Green

720200020 color Graphite gray



Marker	Product name	Reference	Version
1	Brake cable	720200110	
2	Left brake pad	720200111	
3	Right brake pad	720200112	
4	Seat	720200116	
5	Locking hook	720200118	
6	Shopping bag	720200119	
7	Front wheels - solid tyres	720200120	
8	Rear wheels - solid tyres	720200122	
9	Cane holder	720200124	

Spare parts

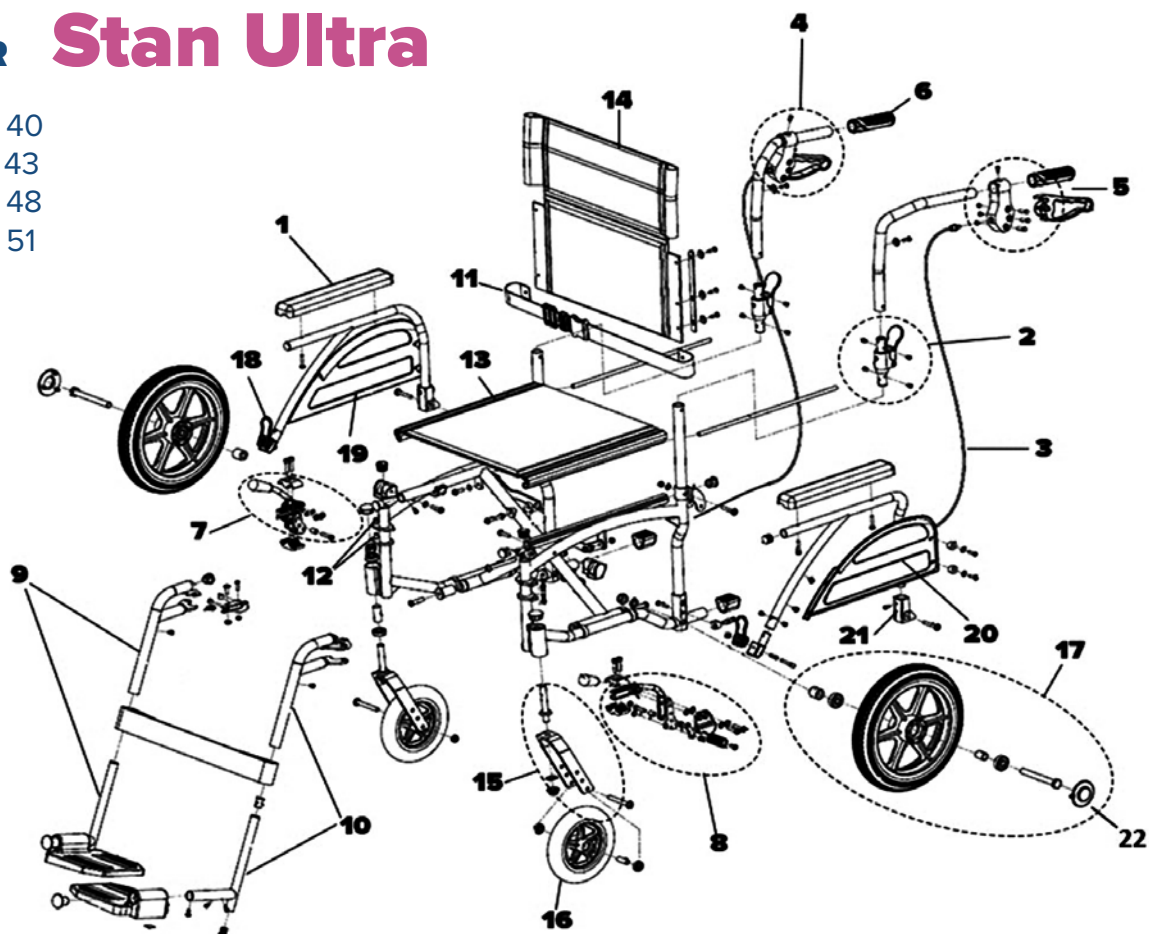
WHEELCHAIR **Stan Ultra**

M28001600 size 40

M28001700 size 43

M28001800 size 48

M28001900 size 51



Marker	Product name	Reference	Validity date
1	Sleeve	M48000300	"Up to serial number 2021/1006/AT (while stocks last --> V2) ** From serial number SN 21XX/1007/AT
2	Backrest joint	M38003500	
3	Brake cable and sheath	M38003700	
4	Right brake handle	M38003801	
5	Left brake handle	M38003802	
6	Grip handle	M51300900	
7	Right brake unit V1	M38003901	
8	Left brake unit V1	M38003902	
7	Right brake unit V2	M38004201	
8	Left brake unit V2	M38004202	
9	Right gallow and footrest	M38001001	
10	Left gallow and footrest	M38001002	
11	Security belt	M30813200	
13	Seat fabric - specify size	M38000500	
14	Backrest fabric - specify size	M38001800	
15	Equipped fork	M38004000	
16	Front wheel	CC6341030	
17	Complete rear wheel (with axe)	M38003400	
18	Armrest lock	M48000400	
19	Right clothes-guard	M48000501	
20	Leftt clothes-guard	M48000502	
21	Armrest joint	M48000600	
22	Wheel hub cover (SAV)	M38004100	



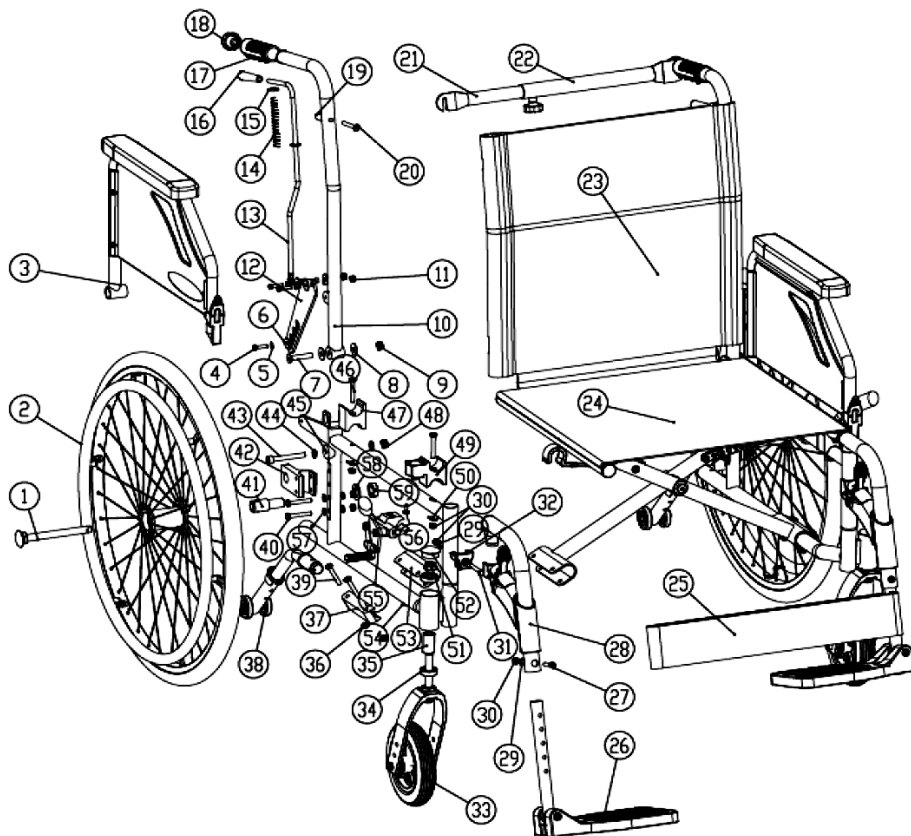
WHEELCHAIR **Novo Light**

Fixed backrest:

- 39 cm (W) / 42 cm (D): M12301000-39NOIP42
- 39 cm (W) / 47 cm (D): M12301000-39NOIP47
- 42 cm (W) / 42 cm (D): M12301000-42NOIP42
- 42 cm (W) / 47 cm (D): M12301000-42NOIP47
- 45 cm (W) / 42 cm (D): M12301000-45NOIP42
- 45 cm (W) / 47 cm (D): M12301000-45NOIP47
- 48 cm (W) / 42 cm (D): M12301000-48NOIP42
- 48 cm (W) / 47 cm (D): M12301000-48NOIP47
- 51 cm (W) / 42 cm (D): M12301000-51NOIP42
- 51 cm (W) / 47 cm (D): M12301000-51NOIP47

Reclining backrest:

- 39 cm (W) / 42 cm (D): M12302000-39NOIP42
- 42 cm (W) / 42 cm (D): M12302000-42NOIP42
- 45 cm (W) / 42 cm (D): M12302000-45NOIP42
- 48 cm (W) / 42 cm (D): M12302000-48NOIP42
- 51 cm (W) / 42 cm (D): M12302000-51NOIP42



Marker	Product name	Reference	Version
55	Right brake & support	M22042101	
	Left brake & support	M22042102	
32	Equiped footrest gallow positioner	M22042300	
	Equiped backrest fabric F	M32004100	Specify size
23	Equiped backrest fabric I	M32004200	Specify size
2	Black 24"x1"3/8 rear wheel (without straight axle)	M32004500	
33	Black 6" front wheel (with bearing)	M22042400	
33	Black 8" front wheel (with bearing)	M22042500	
21 + 22	Equiped adjustable backrest reinforcement kit	M32004600	
4 à 20 (without 7-8-9-18)"	Tilting backrest push handle, right assy	M32004701	Specify color
	Tilting backrest push handle, left assy	M32004702	Specify color
1	Straight axle + nut	M52017910	
41-58-59	Straight bearing + nut	M52023100	
49	Front jumper	M42006000	
47	Back jumper	M42006100	
3	Right equipped armrest	M22042601	Specify color
	Left equipped armrest	M22042602	Specify color
25	Right or left calf strap	M32005200	Specify size
34	Right or left fork*	M32005000	
34	Right or left fork V2 **	M32005300	

* up to serial no. 2022/00270/AS (when stocks last, upgrade to V2 version in pairs only).

** from serial number 2022/00271/AS

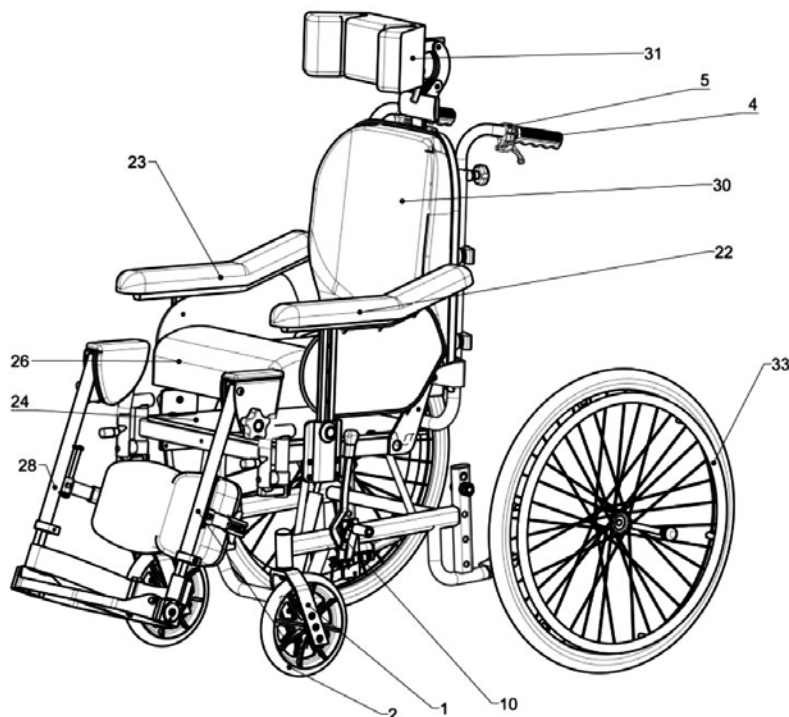
Spare parts

WHEELCHAIR

IDSoft Evolution

M10560100

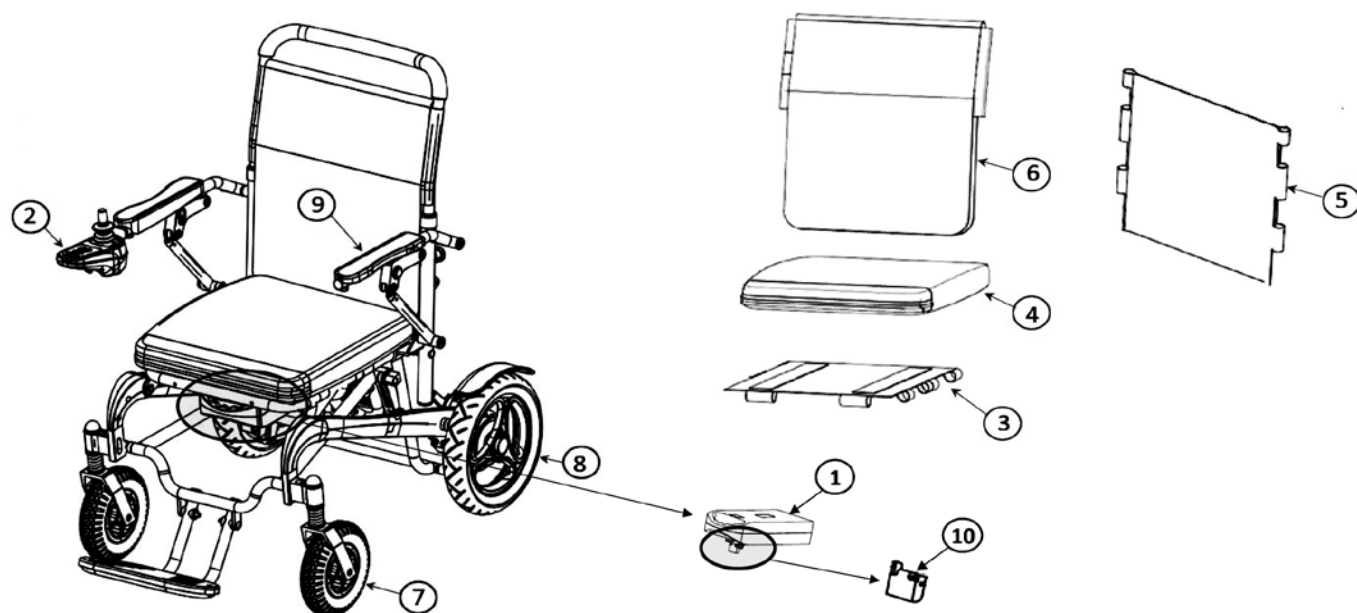
M10560300



Marker	Product name	Reference A	Reference M	Version	Validity date
1	Equipped fork with axle and wheel	M20527500	M20527500		
2	Bare 8" front wheel solid tyre	M52006000	M52006000	Black tyre	
2a	Bare Ø 150X30 front wheel solid tyre	M52006100	M52006100	Opt. M72901800	
2a'	Spacer Ø12 D8,2 L6 ZN black (x2 per wheel Ø 150)	M40904900	M40904900	Opt. M72901800	
4	Backrest handle SM44 black	M51300900	M51300900		
5	Gas spring handle Ø 22	M51111800	M51111800		
9	Equipped left brake (without support flange)	M20531802	M20531802		
10	Equipped right brake (without support flange)	M20531801	M20531801		
9	Left brake & hold support flange	M20531902	M20531902		
10	Right brake & hold support flange	M20531901	M20531901		
22	Equipped left armrest	M20584502	M20584502	Specify serial no.	
23	Equipped right armrest	M20584501	M20584501	Specify serial no.	
24	Seat board	M30572500	M30572500	Specify size	
26	Seat cushion (Standard foam)	M30561200	M30561200	Specify size/variant	
	Anti-bedsore seat cushion size 39	M43503100	M43503100	Opt. size 39	Standard cover replaces special cover from 05/11
	Anti-bedsore seat cushion size 44	M43500200	M43500200	Opt. size 44	
	Anti-bedsore seat cushion size 49	M43503000	M43503000	Opt. size 49	
27	Equipped right legrest (NV 2017)	M30573001	M30573001	For size 39 / Order by pair	Replace old ref.
28	Equipped left legrest (NV2017)	M30573002	M30573002		
30	Backrest cushion	M30562500	M30562500	Specify size/variant	
31	Complete headrest without support	M20527600	M20527600		
33	Black 24" solid tyre wheel aluminum handrail	M52006500	M52006500	Order by 2	
	Rear wheel straight bearing	M52023000	M52013500		
	Straight wheel axle + nut	M52015700	M52023600		
	Right rear wheel 300x45 solid tyre with drum brake	M52009801	M52009801	Opt. M70551000	
	Left rear wheel 300x45 solid tyre with drum brake	M52009802	M52009802	Opt. M70551000	

WHEELCHAIR **Instafold**

IFPC17SIL-FR



Marker	Product name	Reference	Version
1	Battery 10AH	E0300031	
1'	Battery 12AH	E0300037	
1"	Battery 20AH	E0300075	
2	Joystick/Control	E0200035	
3	Seat fabric	D0200171	
4	Seat cushion	D0200174	
5	Backrest fabric	D0200030	
6	Backrest cushion	D0200169	
7	Front wheel	B0300047AS	
8	Rear wheel	G01055AS	
9	Armrest sleeve	D0100441	
10	Battery lock latch	D010103AS	
	Programming console	B08-00-00-11	
	Linux console	E0200137	
	Charger	E0400062	

Spare parts

SCOOTER **MANUAL FOLD+**

950002700 - Color Red

950002800 - Color Blue



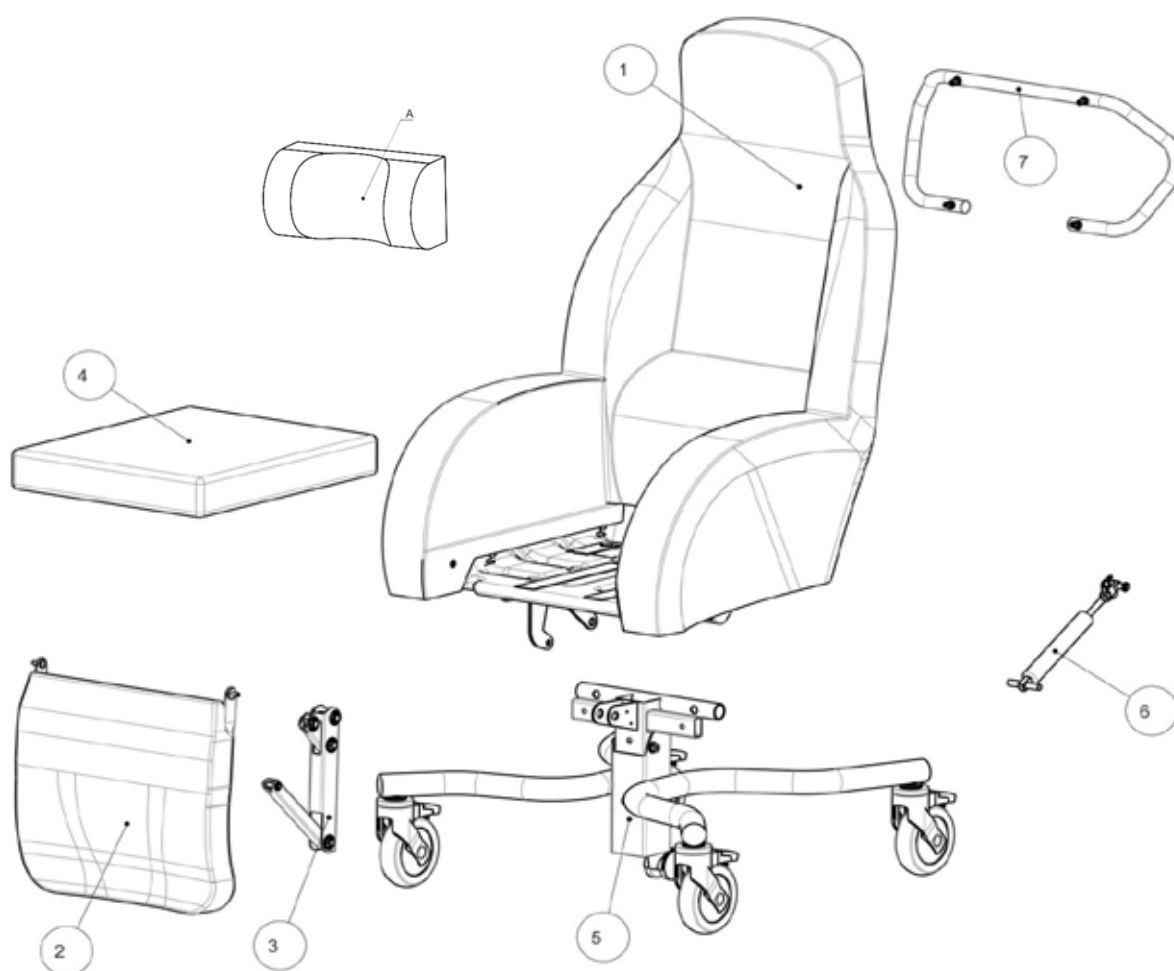
Marker	Product name	Reference	Version
1	Rear hood	950002701	
2	Dynamic controller	950002712	
3	Motor	950002713	
4	Electromagnetic brake	950002714	
5	Junction card	950002716	
6	Folding mechanism bar	950002725	
7	Spring for locking bar	950002726	
8	Backrest cushion	950002731	
9	Seat cushion	950002732	
10	Left armrest	950002733	
11	Right armrest	950002734	
12	Front wheel	950002738	
13	Rear Wheel	950002739	
14	Anti-tip castor	950002740	
15	Handles (pair)	950002766	
	Speed control button	950002749	
	Contact barrel with keys	950002750	
	Set of keys	950002751	
	Speed potentiometer	950002755	
	Speed potentiometer	950002748	



SHELL CHAIR **Integra**

M10807200 - UK

M10808600- Australia



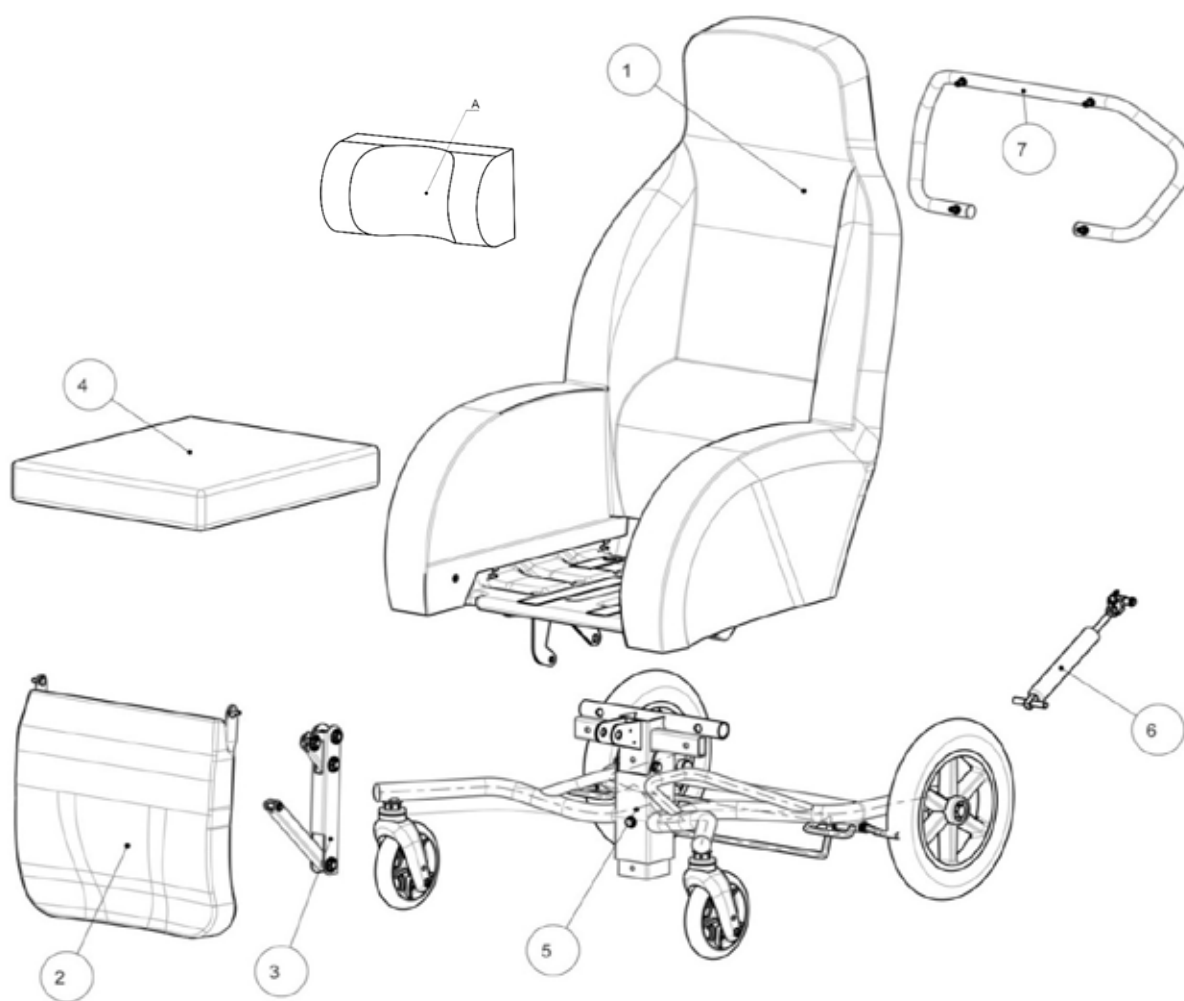
Marker	Product name	Reference	Version
1	Integral cover seat (backrest and armrest)	M30837300	Spécify variant and size
A	Headrest cushion t39 to 51	M30838600	Spécify variant GDA
2	Legrest equipped	M20827300	Spécify variant and size
2a	Legrest cover alone (without foam)	M30834200	Spécify variant and size
3	Automatic leg-rest system	M20823100	Spécify depth P44
4	Seat cushion	M30837700	Spécify variant and size
4a	Seat cover alone (without foam)	M30834000	Spécify variant and size
5	Equipped wheeled base	M20824200	
6	Equipped lockable gas cylinder shell tilt	M20828500	M10808600
6	Equipped lockable gas cylinder shell tilt	M20823700	M10807200/M10806500
7	Equipped push handle	M20823600	

Spare parts

SHELL CHAIR **Selectis**

M10807900 (Australie)

M10808700 (UK)



Marker	Product name	Reference	Version
1	Shell cover	M30837300	Spécify variant and size
A	Headrest cushion t39 to 51	M30838600	Spécify variant GDA
2	Equipper legrest	M20827300	Spécify variant and size
2a	Legrest cover alone (without foam)	M30834200	Spécify variant and size
3	Automatic leg-rest system	M20823100	Spécify depth P44
4	Seat cushion	M30837700	Spécify variant and size
4a	Seat cover alone (without foam)	M30834000	Spécify variant and size
5	Equipped wheeled base	M20826700	
6	Equipped lockable gas cylinder shell tilt	M20828500	
7	Equipped push handle	M20823600	



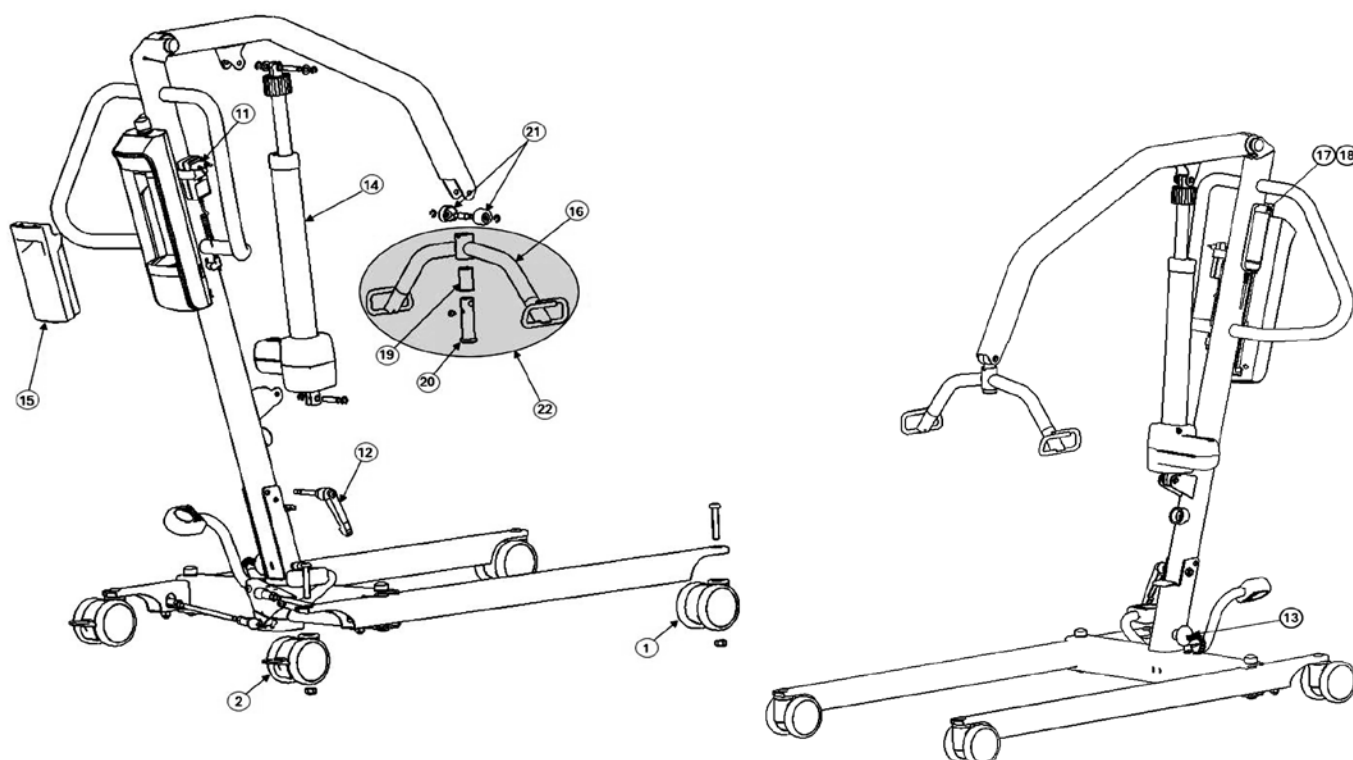
PATIENT LIFT **Samsoft Elite 180**

Reference Manual leg opening (M) (4-point aligned cross-bar) **SR3110100**

Reference Electrical leg opening (E) (4-point aligned cross-bar) **SR3110200**

Reference Manual leg opening (M) (4-point deported cross-bar) **SR3110400**

Reference Electrical leg opening (E) (4-point deported cross-bar) **SR3110300**



Marker	Product name	Reference	Version
1	Pivoting wheel Ø 100 REHA	M52023900	
2	Pivoting wheel with brake Ø 100 REHA	M52024000	
11	SAMSOFT ELITE 180 Charger EU/UK	SR3131800	
12	Indexable lever Lgth 70mm thread 12MM	M51151800	
13	Magnetic axis Ø 10 Lgth 80	SR3100100	
14	Lifting cylinder SAMSOFT ELITE 180	SR3131300	
15	Battery 3,25 AH SAMSOFT ELITE 180	SR3132000	
16	Painted I cross-bar ELITE 180	SR3131100	
17	1F remote control SAMSOFT ELITE 180	SR3131600	
18	2F remote control SAMSOFT ELITE 180	SR3131700	
19	Bearing IGUS IGLIDUR GFM 25x27x48	M51316500	
20	Cross-bar axis ELITE 180 ZNB	SR3143500	
21	Injected cross-bar axis housing ELITE 180	SR3144000	
22	Equipped I cross-bar ELITE 180	SR3120600	



To contact us

Customer Service

Tél. : +33 (0)3.83.495.495

To order:

orders-ddf@drivedevilbiss.fr

Opening hours in France:

Monday to Friday: 9h00 - 12h00 / 14h00 - 17h00
(9:00 am - 12:00pm / 4:00 pm - 5:00 pm)

UK (UTC 0:00) - FR (UTC +1.00) - Eastern Europe (UTC + 2.00)
Middle East (UTC +4:00) - Australia (UTC +9:00)

Our sales team

Europe & APAC

Frank Graf - Director Sales Europe & APAC / f.graf@drivedevilbiss.com / + 49 6211 7898 230

Dmitrij Nikitin - Area Manager Eastern Europe & Scandinavia
dmitrij.nikitin@drivedevilbiss.com / + 44 121 521 314 0

Jurica Siklic - Sales Manager Adriatic / jurica.siklic@drivedevilbiss.com / + 38 591 921 929 9

Arjan Temme - Sales Manager BeNeLux / atemme@drivedevilbiss.com / + 31 655 770 40 8

Christopher Garland - Sales Manager APAC & UK / chris.garland@drivedevilbiss.com / + 44 121 521 314 3

Australia & New Zeland

John Zunic - General Manager / john.zunic@devilbisshc.com / + 61 288 584 532

Africa & Middle East

Mohammed Serage - Director Sales MEIA / m.serage@drivedevilbiss.com / + 20 10664 88775

Sijo George - Sales Manager Mobility & Rehabilitation
sijo.george@drivedevilbiss.com / + 971 529 577 733

Catalog

Edition **2026**



**Chaussée du Ban la Dame
Parc d'activités Eiffel Energie
ZAC du Ban la Dame
BP 19
54390 FROUARD
FRANCE**

Photo credits: Drive Medical France
All photos in this catalog are non-contractual and some components
for manufacturing or improvement purposes.
Do not discard.

EA 084 0426 7

*Every day, we improve your life

Chaque jour,
nous améliorons
votre vie*

drive 
M E D I C A L