



Cover 3:
Script Grey

Cover 1:
Barley Silver

Cover 2:
Camelia Winter

Chrome Feet

Atlantis Collection

Colours represented are to be used as a guide only.
Please refer to manufacturers swatch for a more accurate colour match.

Please note that colour shadings can vary slightly from each roll of fabric.
We cannot guarantee a precise match to these samples or between cut lengths and upholstered goods.

foamflex™
Award Winning Seating Technology


17/02/2023

ATLANTIS COVER GUIDE - STANDARD BACK


Please use this guide when ordering the following pieces to clarify cover options.

STANDARD BACK


LH2, RFC, FST (L2, RFC, P) Group



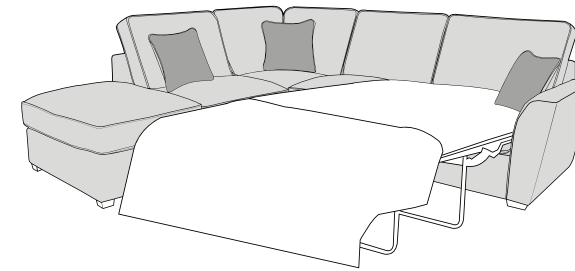
FST, LFC, RH2 (P, LFC, R2) Group



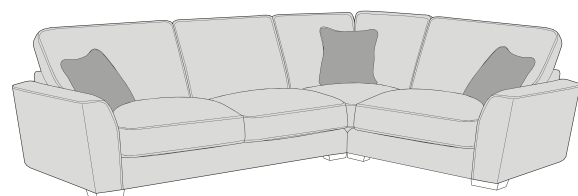
L2S, RFC, FST (L2S, RFC, P) Group




FST, LFC, R2S (P, LFC, R2S) Group



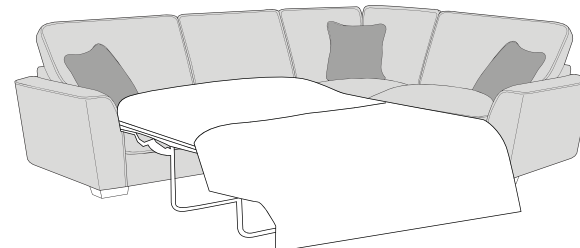
LH2, COR, RH1 (L2, CO, R1) Group




LH1, COR, RH2 (L1, CO, R2) Group



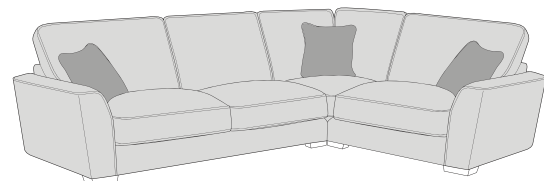
L2S, COR, RH1 (L2S, CO, R1) Group




LH1, COR, R2S (L2, CO, R2S) Group



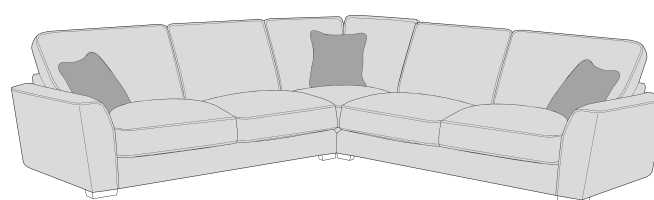
LH2, R2C (L2, R2C) Group




L2C, RH2 (L2C, R2) Group




LH2, COR, RH2 (L2, CO, R2) Group




LH1, COR, RH1 (L1, CO, R1) Group



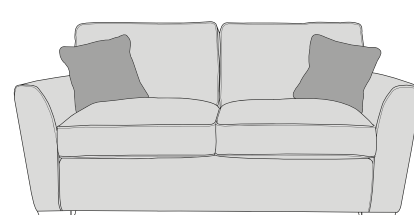
ALU (AU)




4 Seater modular sofa (4MD)



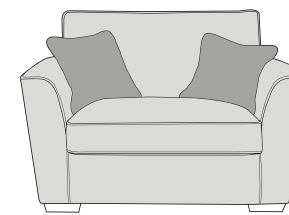
3 Seater sofa (3ST)




2 Seater sofa (2ST)



Love chair (LOV)




Arm chair (1ST)




3 Seater Sofa Bed (3SB, 3DB)

(Available in Standard or Deluxe)



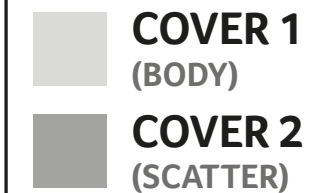
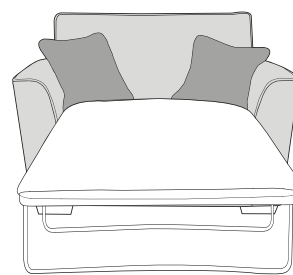
2 Seater Sofa Bed (2SB, 2DB)

(Available in Standard or Deluxe)

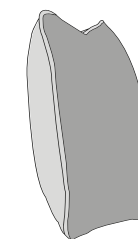


Chair Sofa Bed (1SB, 1DB)

(Available in Standard or Deluxe)



Standard Back Scatter Cushions



Front = Cover 2
Piping = Cover 1
Back = Cover 1

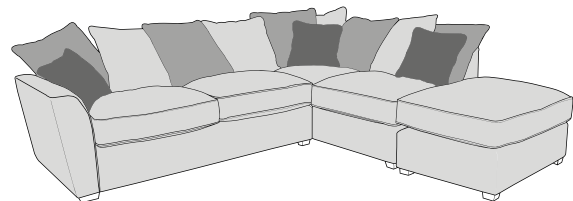


ATLANTIS COVER GUIDE - PILLOW BACK

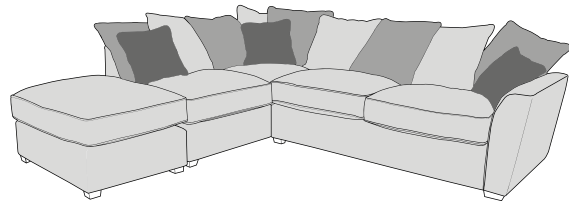
Please use this guide when ordering the following pieces to clarify cover options.

PILLOW BACK

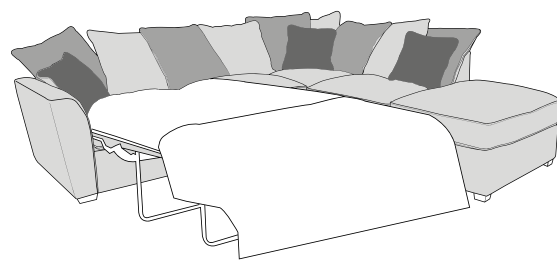
LH2, RFC, FST (L2, RFC, P) Group



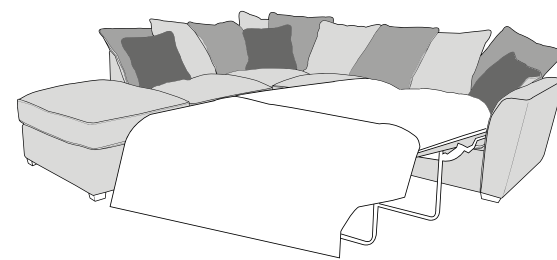
FST, LFC, RH2 (P, LFC, R2) Group



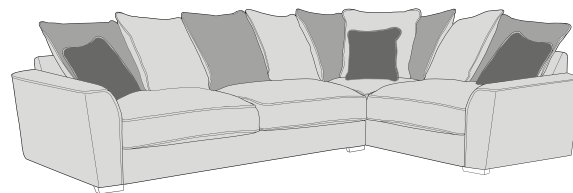
L2S, RFC, FST (L2S, RFC, P) Group




FST, LFC, R2S (P, LFC, R2S) Group



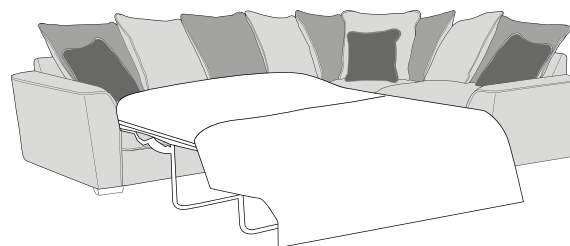
LH2, COR, RH1 (L2, CO, R1) Group




LH1, COR, RH2 (L1, CO, R2) Group



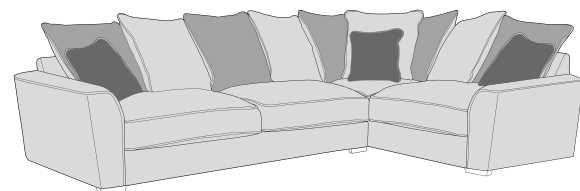
L2S, COR, RH1 (L2S, CO, R1) Group




LH1, COR, RH2 (L1, CO, R2S) Group



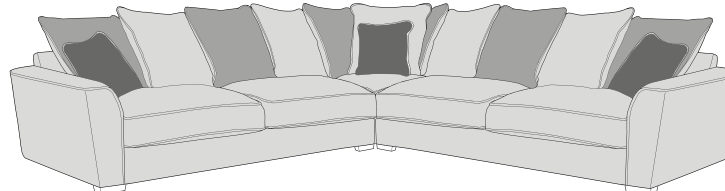
L2, R2C (LH2, R2C) Group




L2C, R2 (L2C, RH2) Group



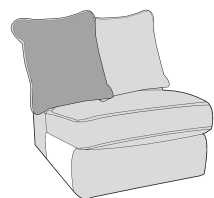
L2, CO, R2 (LH2, COR, RH2) Group



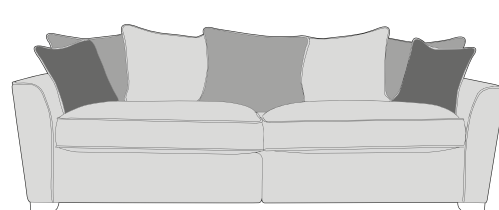
L1, CO, R1 (LH1, COR, RH2) Group



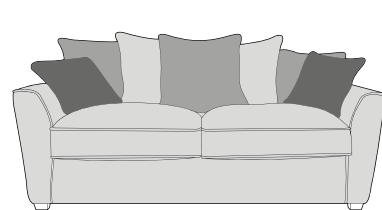
ALU (AU)



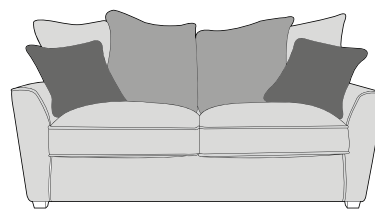
4 Seater modular sofa (4MD)



3 Seater sofa (3ST)

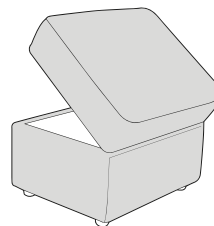


2 Seater sofa (2ST)

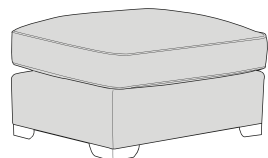





ACCENT PIECES

Storage Footstool F (FSS)

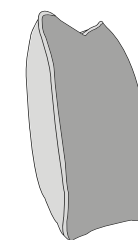


Large Footstool P (FST)



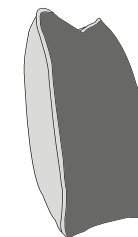
-  **COVER 1**
(BODY)
-  **COVER 2**
(PILLOW)
-  **COVER 3**
(SCATTER)

Pillow Back Cushions



Front = Cover 2
Piping = Cover 1
Back = Cover 1

Pillow Back Scatter Cushions



Front = Cover 3
Piping = Cover 1
Back = Cover 1



ATLANTIS DIMENSIONS (CM)

AVAILABLE PIECES	HEIGHT 1	OUTBACK HEIGHT	WIDTH 2	DEPTH 3	ARM HEIGHT	SEAT HEIGHT 4	SEAT DEPTH (STD) 5	SEAT DEPTH (PILLOW) 5	SEAT WIDTH 6	ACCESS DIAGONAL 7	WEIGHT (KG)	PILLOW BACK NUMBER	SCATTER CUSHIONS
LH2, RFC, FST GROUP or FST, LFC, RH2 GROUP	97	73	278	250	68	56	N/A	N/A	N/A	N/A	120	9 (x5 cover 2/x4 cover 1)	3
L2S, RFC, FST GROUP or FST, LFC, R2S GROUP	97	73	250	250	68	56	N/A	N/A	N/A	N/A	128	9 (x5 cover 2/x4 cover 1)	3
LH2, COR, RH1 GROUP or LH1, COR, RH2 GROUP	97	73	278	194	68	56	N/A	N/A	N/A	N/A	111	9 (x5 cover 2/x4 cover 1)	3
L2S, COR, RH1 GROUP or LH1, COR, R2S GROUP	97	73	250	194	68	56	N/A	N/A	N/A	N/A	119	9 (x5 cover 2/x4 cover 1)	3
LH2, R2C GROUP or RH2, L2C GROUP	97	73	278	187	68	56	N/A	N/A	N/A	N/A	96	9 (x5 cover 2/x4 cover 1)	3
LH2, COR, RH2 GROUP	97	73	278	278	68	56	N/A	N/A	N/A	N/A	128	11 (x6 cover 2/x5 cover 1)	3
LH1, COR, RH1 GROUP	97	73	194	194	68	56	N/A	N/A	N/A	N/A	94	7 (x4 cover 2/x3 cover 1)	3
LH2/RH2 UNIT	97	73	185	98	68	56	55	58	164	209	49	4 (x2 cover 2/x2 cover 1)	1
LFC/RFC UNIT	97	73	178	98	68	56	55	58	135	198	53	5 (x3 cover 2/x2 cover 1)	2
L2C/R2C UNIT	97	73	187	98	68	56	55	58	133	207	47	5 (x3 cover 2/x2 cover 1)	2
LH1/RH1 - 1 SEAT ARM UNIT	97	73	104	98	68	56	55	58	80	140	32	2 (x1 cover 2/x1 cover 1)	1
ALU - ARMLESS UNIT	97	73	80	98	68	56	55	58	80	118	21	2 (x1 cover 2/x1 cover 1)	N/A
COR - CORNER UNIT	97	73	93	93	N/A	56	55	58	50	125	30	3 (x2 cover 2/x1 cover 1)	1
L2S/R2S - STD SOFA BED ACTION	97	73	157	98	68	56	55	58	135	185	57	4 (x2 cover 2/x2 cover 1)	1
4ML/4MR UNIT (4MD)	97	73	130	98	68	56	55	58	110	156	36.5	(See 4 seater modular sofa)	1 per piece
4 SEATER MODULAR SOFA (4MD)	97	73	256	98	68	56	55	58	213	274	73	5 (x3 cover 2/x2 cover 1)	2
3 SEATER SOFA (3ST)	97	73	205	98	68	56	55	58	162	223	56	5 (x3 cover 2/x2 cover 1)	2
2 SEATER SOFA (2ST)	97	73	178	98	68	56	55	58	136	198	49	4 (x2 cover 2/x2 cover 1)	2
LOVE CHAIR (LOV)	97	73	135	98	68	56	55	58	90	161	44	N/A	2
ARM CHAIR (1ST)	97	73	105	98	68	56	55	58	60	142	34.5	N/A	1
SOFA BEDS - STD BACK ONLY													
3S (140CM SOFA BED) STANDARD	97	73	194	98	68	56	55	58	148	215	71	N/A	2
2S (120CM SOFA BED) STANDARD	97	73	174	98	68	56	55	58	130	197	67	N/A	2
1S (80CM SOFA BED) STANDARD	97	73	136	98	68	56	55	58	91	167	56	N/A	2
3D (140CM SOFA BED) DELUXE	97	73	194	98	68	56	55	58	148	215	92.5	N/A	2
2D (120CM SOFA BED) DELUXE	97	73	174	98	68	56	55	58	130	197	85	N/A	2
1D (80CM SOFA BED) DELUXE	97	73	136	98	68	56	55	58	91	167	67	N/A	2
OPEN DEPTH OF SOFA BEDS 226CM													
ACCENT PIECES													
STORAGE FOOTSTOOL (FSS)	45	N/A	63	50	N/A	N/A	N/A	N/A	N/A	75	12.5	N/A	N/A
LARGE FOOTSTOOL (FST)	56	N/A	72	98	N/A	N/A	N/A	N/A	N/A	120	18	N/A	N/A

* Hardwood & composite board frame.

* Dowelled, screwed, glued & stapled joinery.

* Chrome & Wood foot options.

* Fibre filled backs for added comfort.

* Reversible pillow back cushions for durability and comfort.

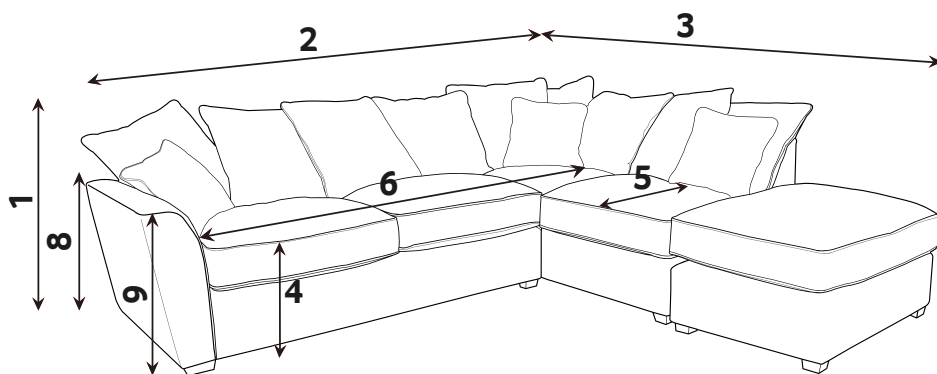
* Fibre filled scatters included.

* Award winning foamflex seat interior with 5 year guarantee.

* Serpentine seat springs & silent wire.

* Superloop back springs.

DIMENSION GUIDE



1 - HEIGHT
2 - WIDTH

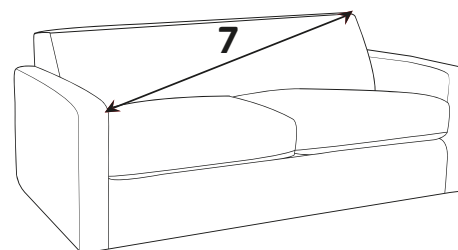
3 - DEPTH
4 - SEAT HEIGHT

5 - SEAT DEPTH (STD & PILLOW)
6 - SEAT WIDTH

7 - DIAGONAL ACCESS
8 - OUTBACK HEIGHT
9 - ARM HEIGHT

Illustrations used for reference only.

Check the diagonal access dimension to ensure furniture will fit in your home.



foamflex

Our new expertly engineered foam seat interior gives you the comfort of fibre with the retention of foam. Our foamflex seat interiors have been granted the FIRA GOLD Award, a mark of quality under-pinning all necessary testing of the product materials, design and production techniques.

CARE GUIDE

To improve the longevity of your hand-made furniture, we recommend rotating cushions (where applicable).

For further information on maintaining your furniture, please refer to the Care Guide located under the seat platform.



Our foamflex seat interiors have been granted the FIRA GOLD Award, a mark of quality under-pinning all necessary testing of the product materials, design and production techniques.


Beech (Light)

Mid Oak

Brown (dark)

Chrome

FOOT OPTIONS:



Wood is a natural product and will vary in shade/colour from item to item. Feet may require fitting.

SOFABEDS: 2 SLEEP OPTIONS

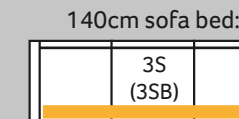
STANDARD ACTION & FOAM MATTRESS

A three fold metal action with a sprung 'polyprop' base. Complemented by a high performance foam mattress. For occasional use only.

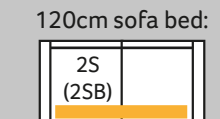
Mattress Thickness: 6cm

Mattress Length: 185cm

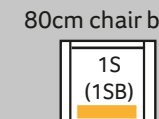
3 fold action is 140Kg total max occupancy weight



Mattress Width:133cm



Mattress Width:113cm



Mattress Width:73cm



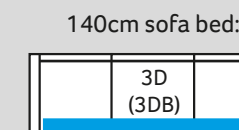
DELUXE ACTION & SPRUNG MATTRESS

A two fold metal action with beech slats. Complemented by a deluxe sprung mattress. For everyday use.

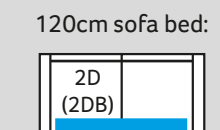
Mattress thickness: 11.5cm

Mattress Length: 183cm

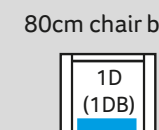
2 fold action is 160Kg total max occupancy weight



Mattress Width:132cm



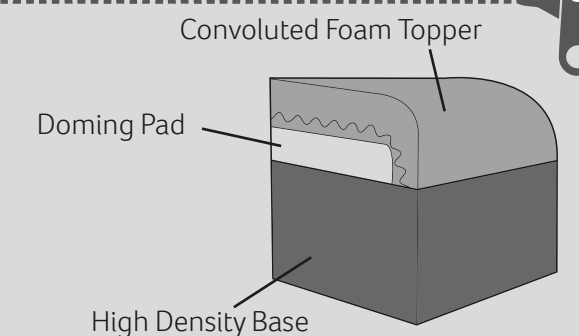
Mattress Width:114cm



Mattress Width:76cm



Sofa beds available as standard back only



Please note : All dimension are approximate. Allow tolerance of +/- 2.5cm.
Depth measurement includes seat cushion overhang.



Cover 1:
Verona Grey

Antique
Feet

Austin Leather Collection

Colours represented are to be used as a guide only.
Please refer to manufacturers swatch for a more accurate colour match.

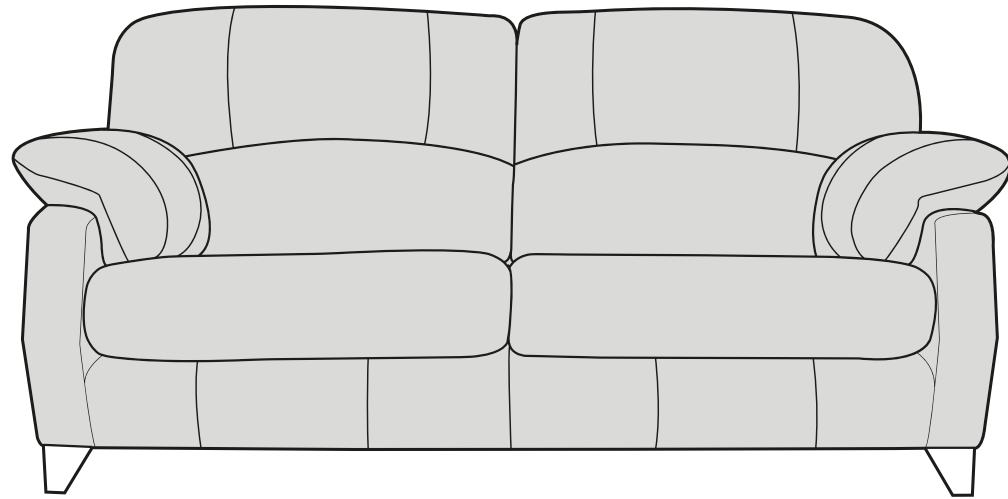
Please note that colour shadings can vary slightly from each roll of fabric.
We cannot guarantee a precise match to these samples or between cut lengths and upholstered goods.

10/01/2023

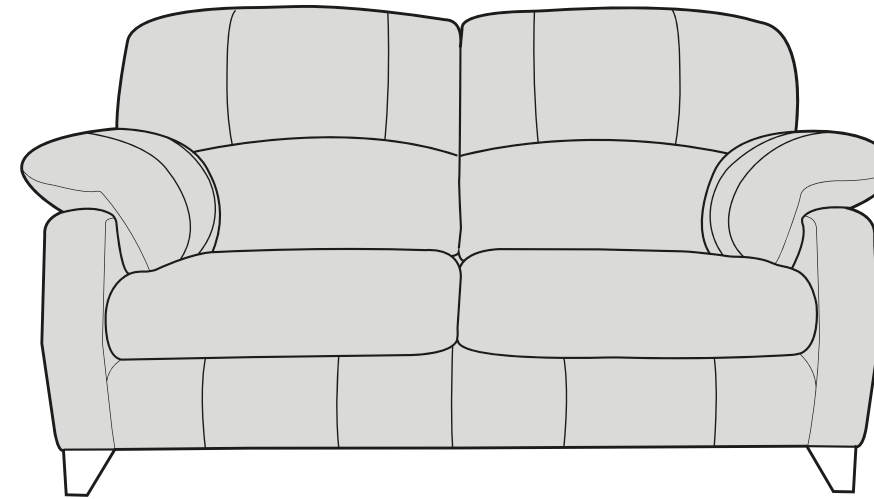
AUSTIN LEATHER COVER GUIDE - STANDARD BACK

Please use this guide when ordering the following pieces to clarify cover options.


3 Seater sofa (3ST)



2 Seater sofa (2ST)

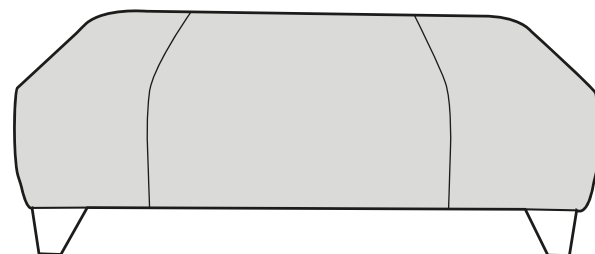


Arm Chair (1ST)

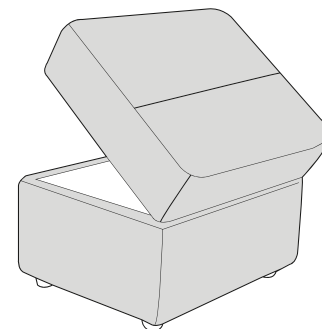


SUGGESTED ACCENT PIECES

Austin Leather Footstool (FST)



Leather Storage Footstool (FSS)



AUSTIN LEATHER DIMENSIONS (CM)

AVAILABLE PIECES	HEIGHT 1	WIDTH 2	DEPTH 3	SEAT HEIGHT 4	SEAT DEPTH 5	SEAT WIDTH 6	ACCESS DIAGONAL 7	OUTBACK HEIGHT 8	ARM HEIGHT 9	WEIGHT (KG)
3 SEATER SOFA (3ST)	100	187	98	48	55	135	207	81	69	56.5
2 SEATER SOFA (2ST)	100	160	98	48	55	111	184	81	69	49
ARMCHAIR (1ST)	100	91	98	48	55	40	130	81	69	36
ACCENT PIECES										
AUSTIN LEATHER FOOTSTOOL (FST)	37	104	64	N/A	N/A	N/A	117	N/A	N/A	21.5
LEATHER STORAGE FOOTSTOOL (FSS)	45	63	50	N/A	N/A	N/A	75	N/A	N/A	12.5

* Hardwood & composite board frame.

* Detailed sumptuous fibre backs cushions for added comfort.

* Serpentine springs & Silent Wire.

* Dowelled, screwed, glued & stapled joinery.

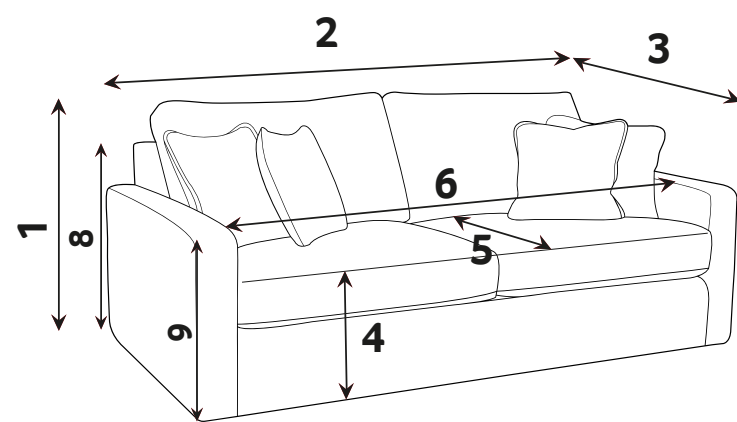
* Super soft filled arm pads for added comfort.

* Elasticated Back webbing.

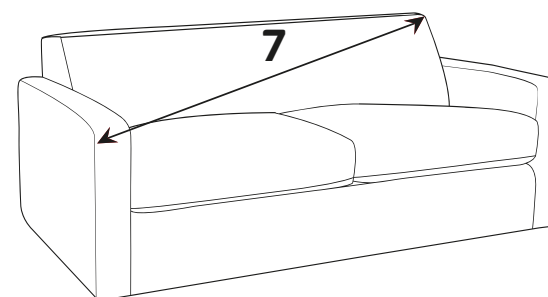
* Mid Oak & Antique Wood foot options.

* Back cushions secured with zips.

DIMENSION GUIDE



Check the diagonal access dimension to ensure furniture will fit in your home.



1 - HEIGHT
2 - WIDTH

3 - DEPTH
4 - SEAT HEIGHT

5 - SEAT DEPTH (STD & PILLOW)
6 - SEAT WIDTH

7 - DIAGONAL ACCESS
8 - OUTBACK HEIGHT
9 - ARM HEIGHT

Illustrations used for reference only.

HIGH DENSITY FOAM SEATS

Our high density foam seat interiors offer a comfortable and supportive sit whilst maintaining their shape.

CARE GUIDE

To improve the longevity of your hand-made furniture, we recommend rotating cushions (where applicable).

For further information on maintaining your furniture, please refer to the Care Guide located under the seat platform.

Mid Oak

Antique



FOOT OPTIONS:

Please note: All dimensions are approximate. Allow tolerance of +/- 2.5cm.



10/01/2023

LEATHER RANGE

We only use full leather for our collections; no splits apply.



VERONA

Verona is a Pigmented leather made of top quality heavy-weight hides processed in Italy. The higher-thickness enhances the hand-feel and the visual opulence of the leather. Hides are machine-buffed to remove superficial characteristics before being coated with a pigment to ensure colour consistency. Following this, hides are embossed with an artificial grain to give a uniform appearance and further reduce any visible traces of natural markings. These additional treatments only increase the product's physical durability, reduce absorption from spills, and is a family-friendly option for those seeking to get the most out of leather's hard-wearing properties.



NAPOLI

Napoli is a natural grain, Semi-Aniline leather made of high quality hides that have been processed in Italy. A special re-tanning process is applied to give the leather its rich hand feel. A contrasting roller effect has been applied to the surface of each hide to add visual character, before being treated with a protective finish to increase durability. A characterful and family-friendly leather.



TURINO

Torino is lightly-buffed, two-tone natural grain Semi-Aniline leather made of top quality hides that have been processed in Italy. Hides are then finished with a pigment to increase top-coat durability, before a very subtle darker contrasting effect is applied to the tips of the grain to create a discreet two-tone affect. A family friendly leather with a wide appeal.



CAPRI

Capri is a hand-buffed Aniline leather made of top quality hides that have been processed in Italy. This leather is a celebration of the rich history of each and every hide and the individual characteristics that make them unique. The hides are buffed by hand, piece by piece. Other than a light protective finish that has been applied to the grain in order to increase its physical performance, Capri's surface is completely natural and free from additional treatments so as to retain the natural look of the leather. Natural leather will be subject to shade variation between and even within upholstered panels, ensuring every piece of furniture is unique.



LAZIO

Lazio is a hand-buffed Aniline leather made of top quality hides that have been processed in Italy. This leather is a celebration of the rich history of each and every hide and the individual characteristics that make them unique. The hides are buffed by hand, piece by piece. Other than a light protective finish that has been applied to the grain in order to increase its physical performance, Lazio's surface is completely natural and free from additional treatments so as to retain the natural look of the leather. Natural leather will be subject to shade variation between and even within upholstered panels, ensuring every piece of furniture is unique.





Cover 1:
Anya Natural

Mid Oak
Feet

Austin Collection

Colours represented are to be used as a guide only.
Please refer to manufacturers swatch for a more accurate colour match.


Please note that colour shadings can vary slightly from each roll of fabric.
We cannot guarantee a precise match to these samples or between cut lengths and upholstered goods.

21/06/2021

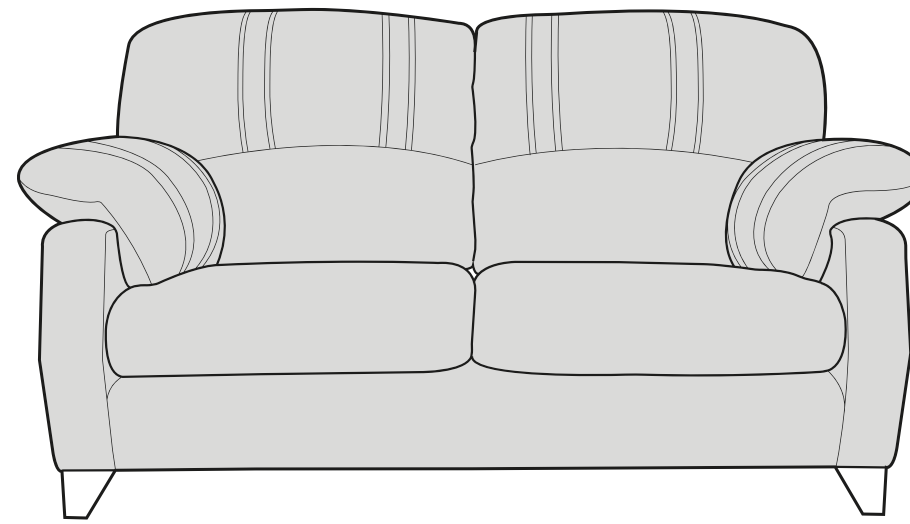
AUSTIN COVER GUIDE - STANDARD BACK

Please use this guide when ordering the following pieces to clarify cover options.


3 Seater sofa (3ST)



2 Seater sofa (2ST)

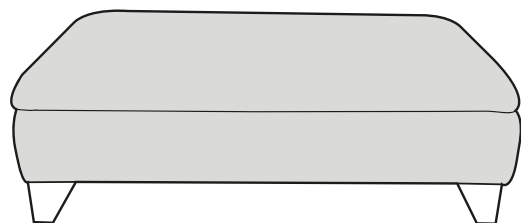


Arm Chair (1ST)



ACCENT PIECES

Austin Storage Footstool (FSS)



AUSTIN DIMENSIONS (CM)

AVAILABLE PIECES	HEIGHT 1	OUTBACK HEIGHT	WIDTH 2	DEPTH 3	ARM HEIGHT	SEAT HEIGHT 4	SEAT DEPTH (STD) 5	SEAT WIDTH 6	ACCESS DIAGONAL 7	WEIGHT (KG)	SCATTER CUSHION NO.
3 SEATER SOFA	100	81	187	98	69	48	55	135	207	56.5	N/A
2 SEATER SOFA	100	81	160	98	69	48	55	111	184	49	N/A
ARM CHAIR	100	81	91	98	69	48	55	40	130	36	N/A
ACCENT PIECES											
STORAGE FOOTSTOOL	37	N/A	104	64	N/A	N/A	N/A	N/A	117	21.5	N/A

* Hardwood & composite board frame.

* Dowelled, screwed, glued & stapled joinery.

* Mid Oak & Antique Wood foot options.

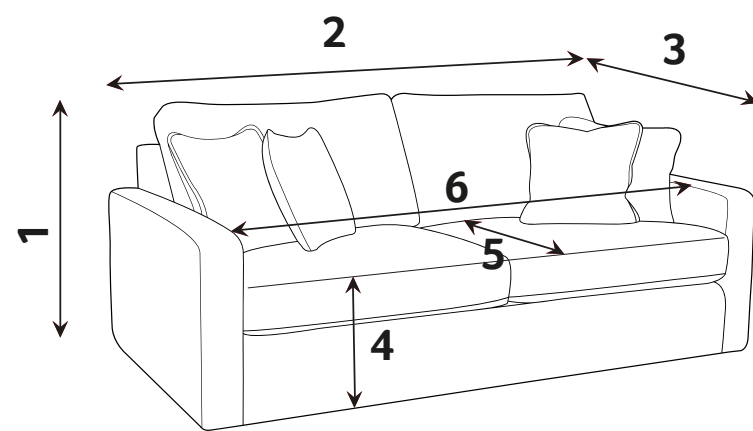
* Detailed sumptuous fibre backs cushions for added comfort.

* Super soft filled arm pads for added comfort.

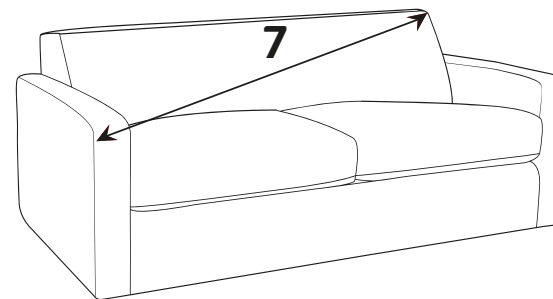
* Serpentine springs & Silent Wire.

* Elasticated Back webbing.

DIMENSION GUIDE



Check the diagonal access dimension to ensure furniture will fit in your home.



1 - HEIGHT
2 - WIDTH

3 - DEPTH
4 - SEAT HEIGHT

5 - SEAT DEPTH (STD & PILLOW)
6 - SEAT WIDTH

7 - DIAGONAL ACCESS

Illustrations used for reference only.

Please note : All dimensions are approximate. Allow tolerance of +/- 2.5cm.

HIGH DENSITY FOAM SEATS

Our high density foam seat interiors offer a comfortable and supportive sit whilst maintaining their shape.

CARE GUIDE

To improve the longevity of your hand-made furniture, we recommend rotating cushions (where applicable).

For further information on maintaining your furniture, please refer to the Care Guide located under the seat platform.

FOOT OPTIONS:

Mid Oak



Antique





Cover 2:
Feathers Jewel

Cover 4:
Pucker Teal

Cover 3:
Whimsical Saffron

Cover 1:
Villa Navy

Antique Feet

Azure Collection

Colours represented are to be used as a guide only.
Please refer to manufacturers swatch for a more accurate colour match. 11.01.2017

Please note that colour shadings can vary slightly from each roll of fabric.
We cannot guarantee a precise match to these samples or between cut lengths and upholstered goods.

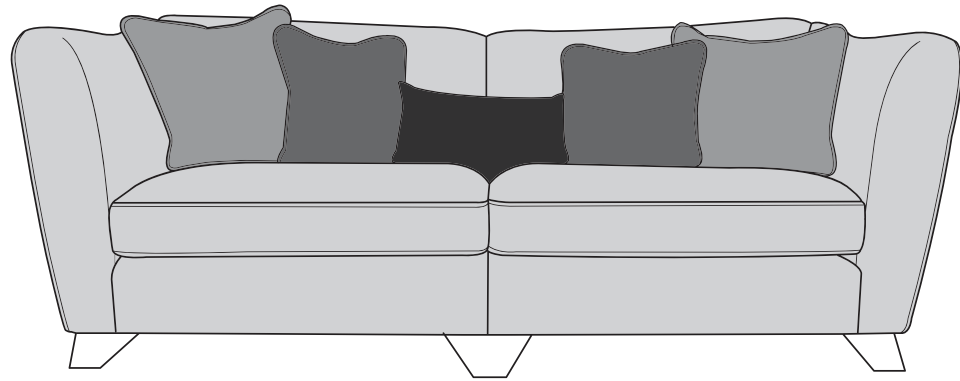
foamflex™
Award Winning Seating Technology

02/02/2022

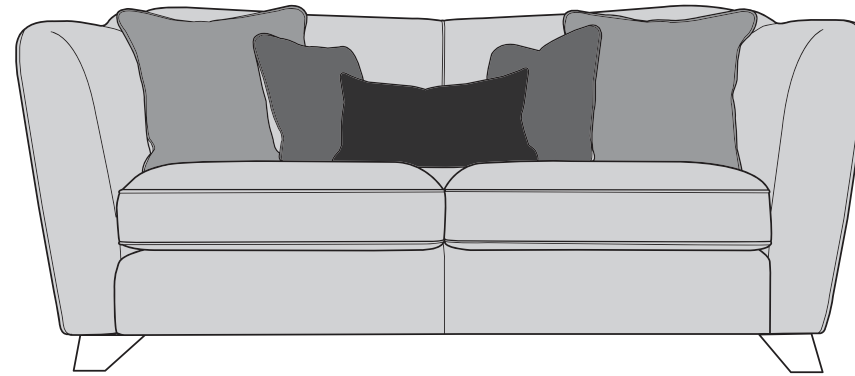
AZURE COVER GUIDE - FIXED BACK

Please use this guide when ordering the following pieces to clarify cover options.

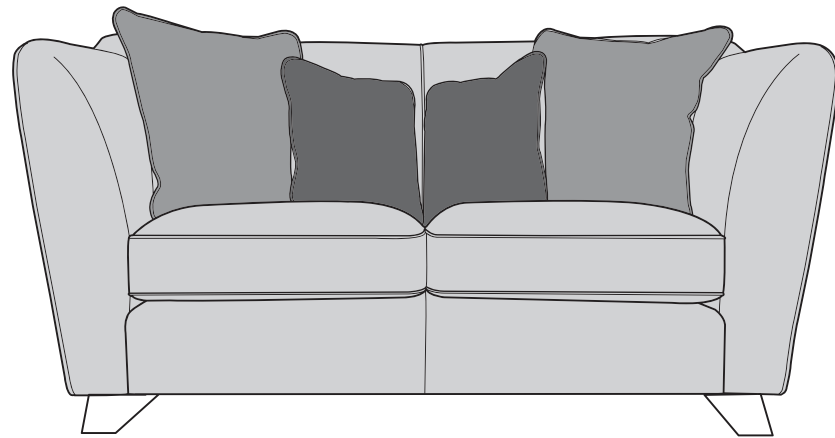
4 Seater Modular Sofa (4MD)




3 Seater Sofa (3ST)



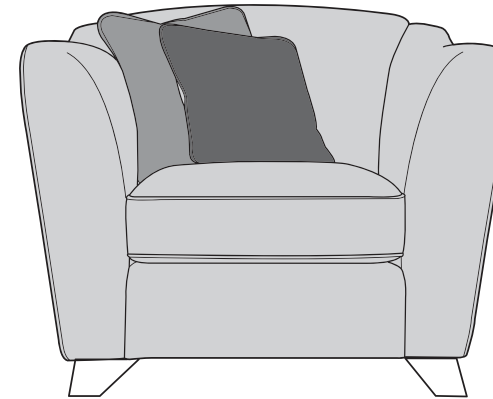
2 Seater Sofa (2ST)



Love Chair (LOV)




Arm Chair (1ST)

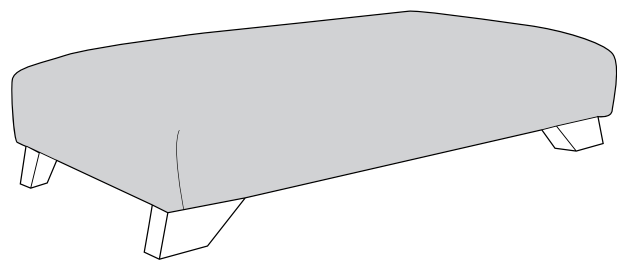






SUGGESTED ACCENT PIECES

Throne Chair (ACH)

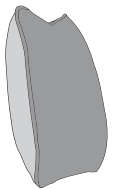


Azure Footstool (FST)



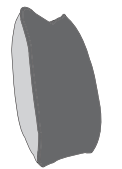
-  **COVER 1**
(BODY)
-  **COVER 2**
(SCATTER)
-  **COVER 3**
(SCATTER)
-  **COVER 4**
(BOLSTER)

Large & Medium Scatter Cushions



Flanged Edge
Front = Cover 2
Reverse = Cover 1

Small Scatter Cushions



Flanged Edge
Front = Cover 3
Reverse = Cover 1

Bolster



Front = Cover 4
Reverse = Cover 4

(Included in 4 & 3 Seater Sofas)

Feather Filled
Scatters & Bolster



APPROVED MEMBER



AZURE DIMENSIONS (CM)

AVAILABLE PIECES	HEIGHT 1	WIDTH 2	DEPTH 3	SEAT HEIGHT 4	SEAT DEPTH (STD) 5	SEAT WIDTH 6	ACCESS DIAGONAL 7	WEIGHT (KG)	SCATTER CUSHIONS
4 SEATER MODULAR SOFA (4M)	90	242	99	52	69	196	260	87	4 + 1 BOLSTER
4ML/4MR UNIT	90	121	99	52	69	98	N/A	87	2
3 SEATER SOFA	90	211	99	52	69	165	229	71	4 + 1 BOLSTER
2 SEATER SOFA	90	182	99	52	69	134	202	63.5	4
LOVE CHAIR	90	145	99	52	69	97	127	60	2
ARM CHAIR	86	107	99	52	69	63	140	44	2
ACCENT PIECES									
THRONE CHAIR	122	73	88	52	54	55	102	28.5	N/A
AZURE FOOTSTOOL	33	102	62	N/A	N/A	N/A	117	12.5	N/A



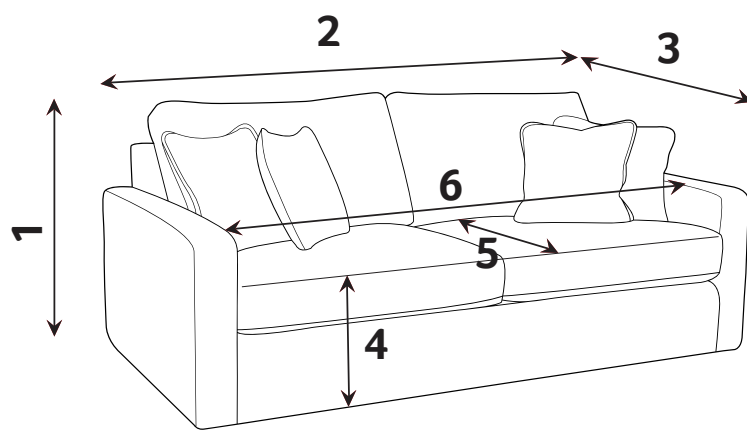
- * Hardwood & composite board frame.
- * Dowelled, screwed, glued & stapled joinery.
- * Available with dark, light or Smokey Grey Feet

- * 4 seater modular sofa delivered as 2 units (LFS & RFS) for ease of delivery.
- * Award winning foamflex seat interior with 5 year guarantee.
- * Feather filled scatter cushions & bolster included for added luxury.

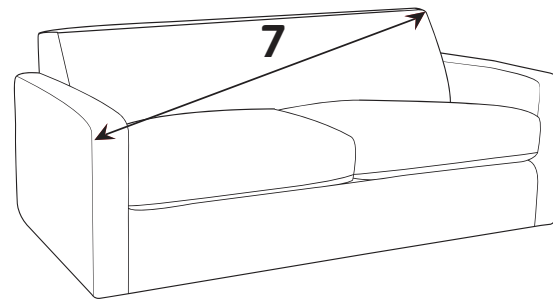


- * Bolt on sofa arms for ease of delivery.
- * Serpentine seat springs & silent wire.
- * Superloop back springs.

DIMENSION GUIDE



Check the diagonal access dimension to ensure furniture will fit in your home.



- 1 - HEIGHT
- 2 - WIDTH
- 3 - DEPTH
- 4 - SEAT HEIGHT
- 5 - SEAT DEPTH (STD & PILLOW)
- 6 - SEAT WIDTH
- 7 - DIAGONAL ACCESS

Illustrations used for reference only.

foamflex™

Our new expertly engineered foam seat interior gives you the comfort of fibre with the retention of foam.

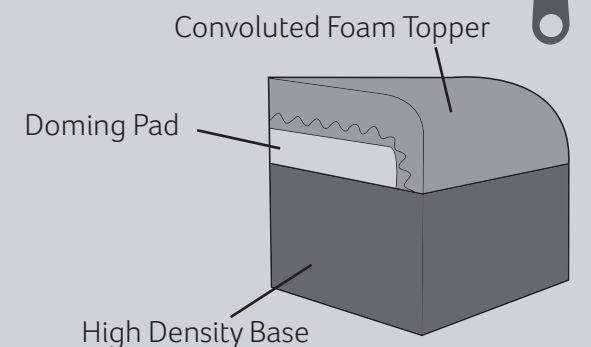
CARE GUIDE

To improve the longevity of your hand-made furniture, we recommend rotating cushions (where applicable).

For further information on maintaining your furniture, please refer to the Care Guide located under the seat platform.



Our foamflex seat interiors have been granted the FIRA GOLD Award, a mark of quality under-pinning all necessary testing of the product materials, design and production techniques.



FOOT OPTIONS:



Please note : All dimensions are approximate. Allow tolerance of +/- 2.5cm.

Wood is a natural product and will vary in shade/colour from item to item. Feet may require fitting.

02/02/2022



Cover 1:
Jedi Mustard

Cover 3:
Couture Multi

Cover 2:
Sublime Asphalt

Turned Limed Oak Feet

Beatrix Collection

Extra Flex[®]
Soft, Supportive Seating

Colours represented are to be used as a guide only.
Please refer to manufacturers swatch for a more accurate colour match.

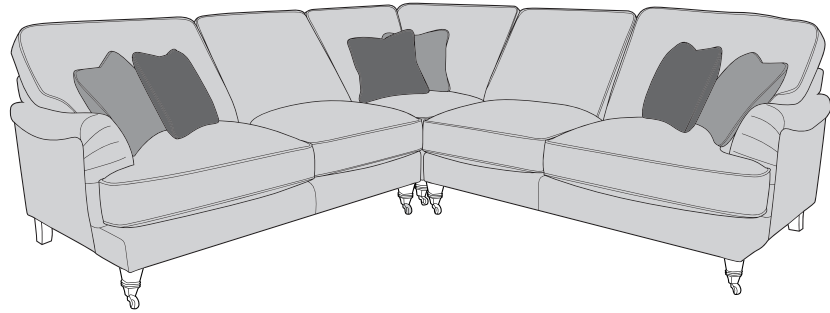
Please note that colour shadings can vary slightly from each roll of fabric.
We cannot guarantee a precise match to these samples or between cut lengths and upholstered goods.

18/01/2022


BEATRIX COVER GUIDE: STANDARD BACK ONLY

Please use this guide when ordering the following pieces to clarify cover options.


LH2, COR, RH2 (L2, CO, R2)



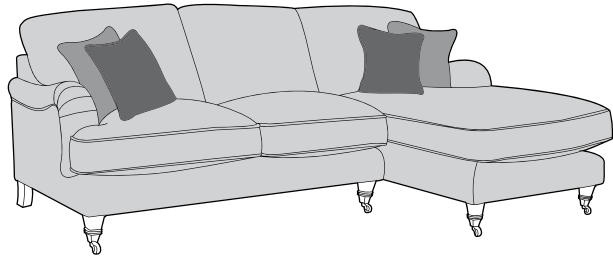
LH2, R2C (L2, R2C)



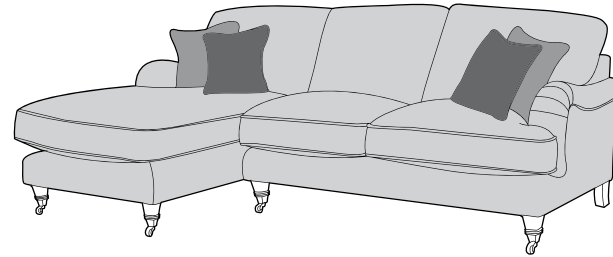
L2C, RH2 (L2C, R2)



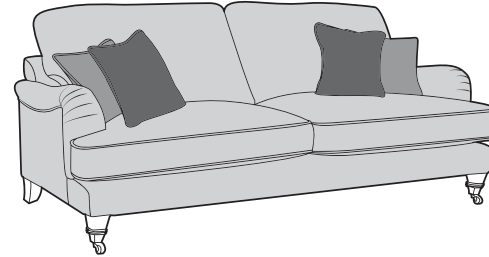
LH2, RFC (L2, RFC)



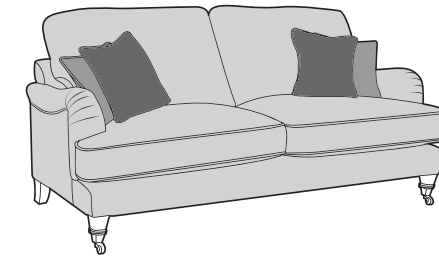
LFC, RH2 (LFC, R2)



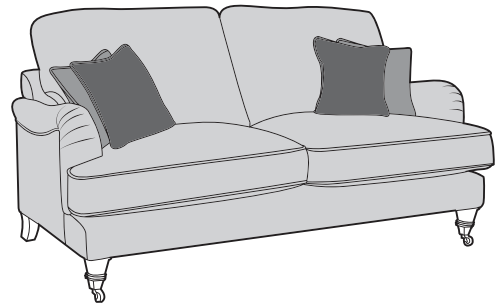
4 Seater Sofa (4ST)




3 Seater Sofa (3ST)



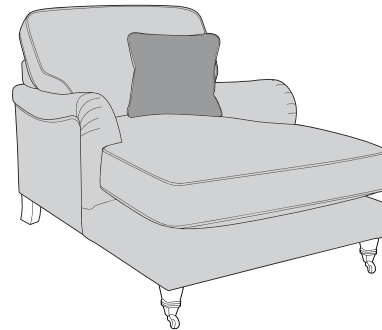
2 Seater Sofa (2ST)




2 Seater 120cm Sofa Bed (2SB)




Lounger Chair (LOU)






Love Chair (LOV)

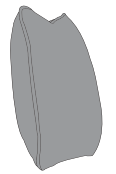


Arm Chair (1ST)




-  **COVER 1**
(BODY)
-  **COVER 2**
(SCATTER)
-  **COVER 3**
(SCATTER)

Standard Back Scatter Cushions




Front = Cover 2
Piping = Cover 2
Back = Cover 2



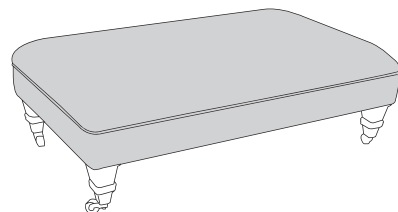
Front = Cover 3
Piping = Cover 3
Back = Cover 3

SUGGESTED ACCENT PIECES

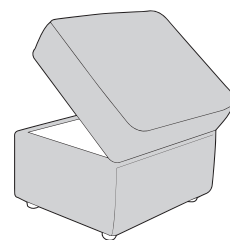
York Accent Chair (ACH)



Holthorpe Footstool (FST)



Storage Footstool (FSS)



APPROVED MEMBER



BEATRIX DIMENSIONS (CM)

AVAILABLE PIECES	HEIGHT 1 (FRONT CASTOR)	HEIGHT 1 (FRONT TURNED)	WIDTH 2	DEPTH 3	SEAT HEIGHT 4 (FRONT CASTOR)	SEAT HEIGHT 4 (FRONT TURNED)	SEAT DEPTH 5	SEAT WIDTH 6	ACCESS DIAGONAL 7	WEIGHT (KG)	SCATTER CUSHIONS
LH2/COR/RH2 CORNER GROUP	97	93	246	246	54	50	N/A	N/A	N/A	112	6
LH2/R2C CORNER GROUP or L2C/RH2 CORNER GROUP	97	93	246	176	54	50	N/A	N/A	N/A	91.5	4
LH2/RFC CHAISE CORNER GROUP or LFC/RH2 CHAISE CORNER GROUP	97	93	234	159	54	50	N/A	N/A	N/A	90.5	4
LH2/RH2 UNIT - 2 SEAT ARM UNIT	97	93	150	96	54	50	56	135	178	41.5	2
L2C/R2C UNIT	97	93	176	96	54	50	56	65	198	50	2
LFC/RFC UNIT	97	93	84	159	54	50	N/A	N/A	N/A	40.5	2
COR - CORNER UNIT	97	93	96	96	54	50	56	N/A	131	29	2
SOFA BEDS - STD BACK ONLY											
2SB - 120CM STANDARD SOFA BED	97 (LOW FOOT)	N/A	160	96	54 (LOW FOOT)	N/A	56	130	186	62	4
OPEN DEPTH OF SOFA BEDS 226CM											
ACCENT PIECES											
YORK ACCENT CHAIR (ACH)	85 (YORK FOOT)	N/A	76	81	45 (YORK FOOT)	N/A	50	48	N/A	19.5	1
HOLTHORPE FOOTSTOOL (FST)	35	31	106	65	N/A	N/A	N/A	N/A	124	14.5	N/A
STORAGE FOOTSTOOL (FSS)	45 (GLIDES)	N/A	63	50	N/A	N/A	N/A	N/A	75	12.5	N/A

SOFABEDS: SLEEP OPTIONS

STANDARD ACTION & FOAM MATTRESS

A three fold metal action with a sprung 'polyprop' base. Complemented by a high performance foam mattress. For occasional use only.

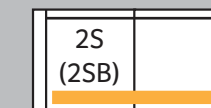


Mattress Thickness: 6cm

Mattress Length: 185cm

2 fold action is 160Kg total max occupancy weight

120cm sofa bed:



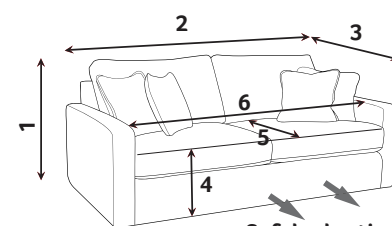
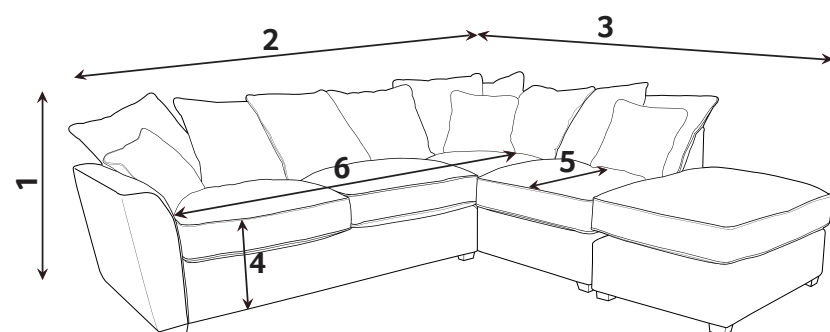
Mattress Width: 113cm

- * Hardwood & composite board frame.
- * Dowelled, screwed, glued & stapled joinery.
- * Wood foot options: Choice of Castor or Turned Front Foot - Full details below

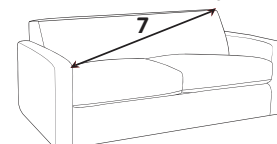
- * ExtraFlex high comfort seat cushions.
- * Fibre filled scatters included.
- * Fibre filled reversible backs for added comfort.

- * Serpentine seat springs & silent wire.
- * Superloop back springs.

DIMENSION GUIDE



Check the diagonal access dimension to ensure furniture will fit in your home.



- 1 - HEIGHT
- 2 - WIDTH
- 3 - DEPTH
- 4 - SEAT HEIGHT
- 5 - SEAT DEPTH (STD & PILLOW)
- 6 - SEAT WIDTH

7 - DIAGONAL ACCESS

Illustrations used for reference only.

Extra Flex®

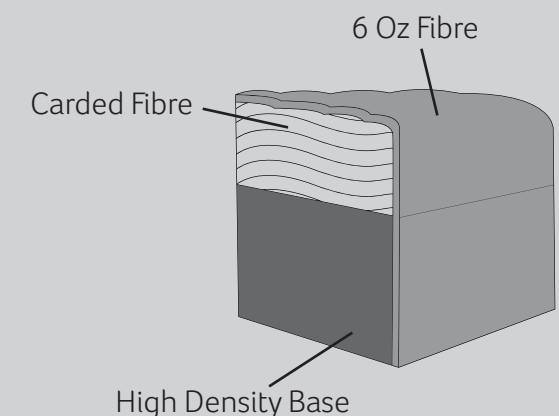
A high density foam base seat interior with a hand-rolled carded fibre, channelled topper which provides both softness and support.

CARE GUIDE

Extraflex seat cushions should be **plumped up on a regular basis** to help maintain the aesthetical appeal of your upholstery, the plumping of cushions is essential to help retain the comfort and softness of any piece of upholstered furniture.

To improve the longevity of your hand-made furniture, we recommend rotating cushions (where applicable).

For further information on maintaining your furniture please refer to the care guide located under the seat platform.



FOOT OPTIONS:

FRONT CASTOR

Antique / Chrome / Beech / Brass / Antique / Beech / Brass



FRONT TURNED

Antique / Limed Oak



BACK FEET

Antique / Beech / Limed Oak



SOFA BED FEET

Antique / Beech / Limed Oak



Please note : All dimension are approximate. Allow tolerance of +/- 2.5cm.

Wood is a natural product and will vary in shade/colour from item to item. Feet may require fitting.

18/01/2022



Cover 1:
Capri Tan

Optional Extra
Scatter Cushions

Antique Feet

Beatrix Leather Collection

Extra Flex[®]
Soft, Supportive Seating

Colours represented are to be used as a guide only.
Please refer to manufacturers swatch for a more accurate colour match.

Please note that colour shadings can vary slightly from each roll of fabric.
We cannot guarantee a precise match to these samples or between cut lengths and upholstered goods.

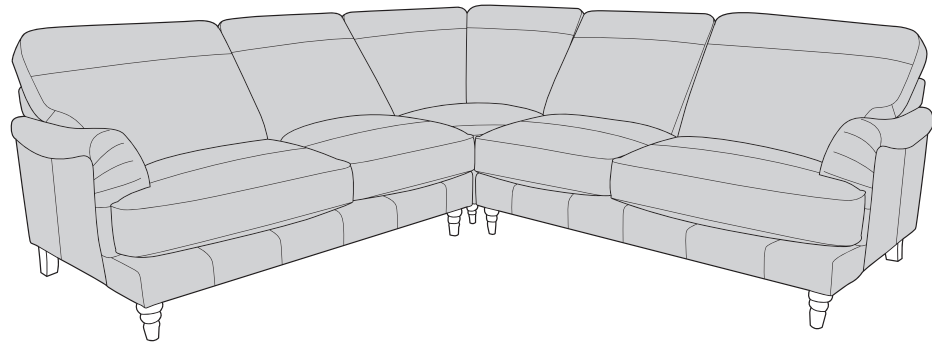
31/01/2023

BEATRIX LEATHER COVER GUIDE: STANDARD BACK ONLY


Please use this guide when ordering the following pieces to clarify cover options.



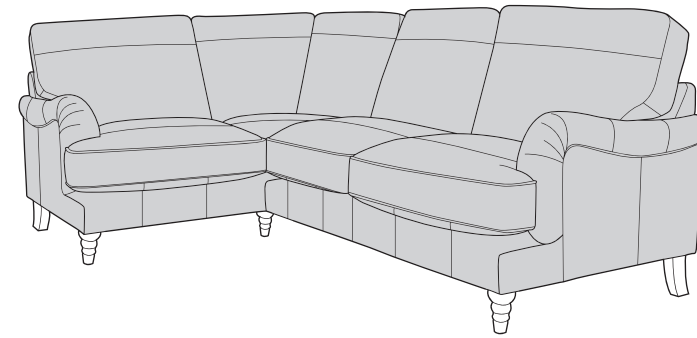
Corner Group: LH2, COR, RH2



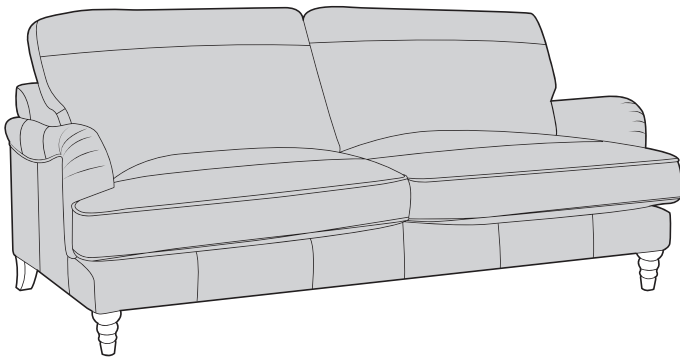
Corner Group: LH2, R2C



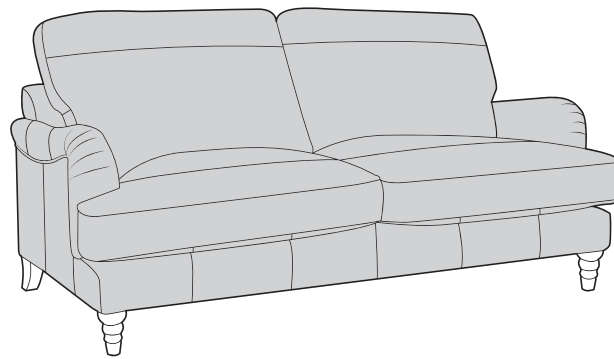
Corner Group: L2C, RH2



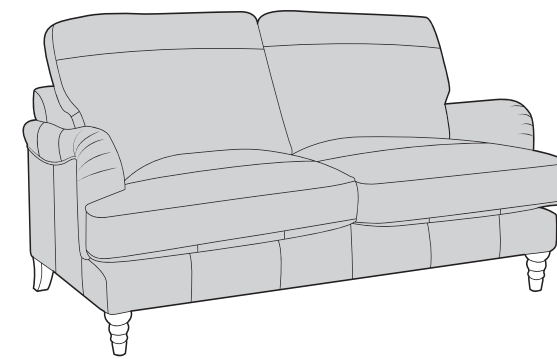
4 Seater Sofa (4ST)




3 Seater Sofa (3ST)




2 Seater Sofa (2ST)



Love Chair (LOV)

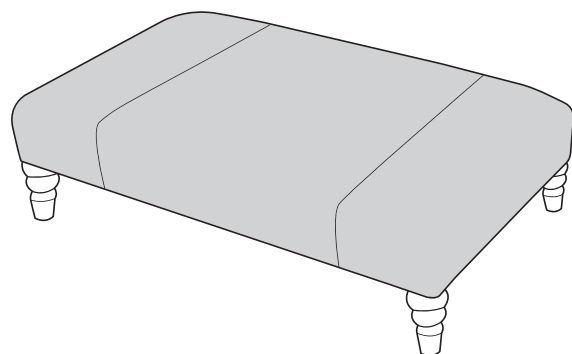


Arm Chair (1ST)

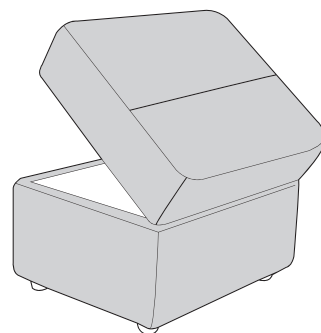


SUGGESTED ACCENT PIECES

Beatrix Leather Footstool (FSS)



Leather Storage Footstool (FSS)



APPROVED MEMBER



BEATRIX LEATHER DIMENSIONS (CM)

AVAILABLE PIECES	HEIGHT 1	WIDTH 2	DEPTH 3	SEAT HEIGHT 4	SEAT DEPTH 5	SEAT WIDTH 6	ACCESS DIAGONAL 7	OUTBACK HEIGHT 8	ARM HEIGHT 9	WEIGHT (KG)
LH2/COR/RH2 CORNER GROUP	93	246	246	50	N/A	N/A	N/A	72	65	112
LH2/R2C CORNER GROUP or L2C/RH2 CORNER GROUP	93	246	176	50	N/A	N/A	N/A	72	65	91.5
LH2/RH2 UNIT	93	150	96	50	56	135	178	72	65	41.5
L2C/R2C UNIT	93	176	96	50	56	65	198	72	65	50
COR - CORNER UNIT	93	96	96	50	56	N/A	131	72	N/A	29
4 SEATER SOFA (4ST)										
3 SEATER SOFA (3ST)										
2 SEATER SOFA (2ST)										
LOVE CHAIR (LOV)										
ARM CHAIR (1ST)										
ACCENT PIECES										
BEATRIX LEATHER FOOTSTOOL (FST)	31	106	65	N/A	N/A	N/A	124	N/A	N/A	14.5
LEATHER STORAGE FOOTSTOOL (FSS)	45	63	50	N/A	N/A	N/A	75	N/A	N/A	12.5

* Hardwood & composite board frame.

* Dowelled, screwed, glued & stapled joinery.

* Wood foot options: Choice of Antique or Limed Oak Foot

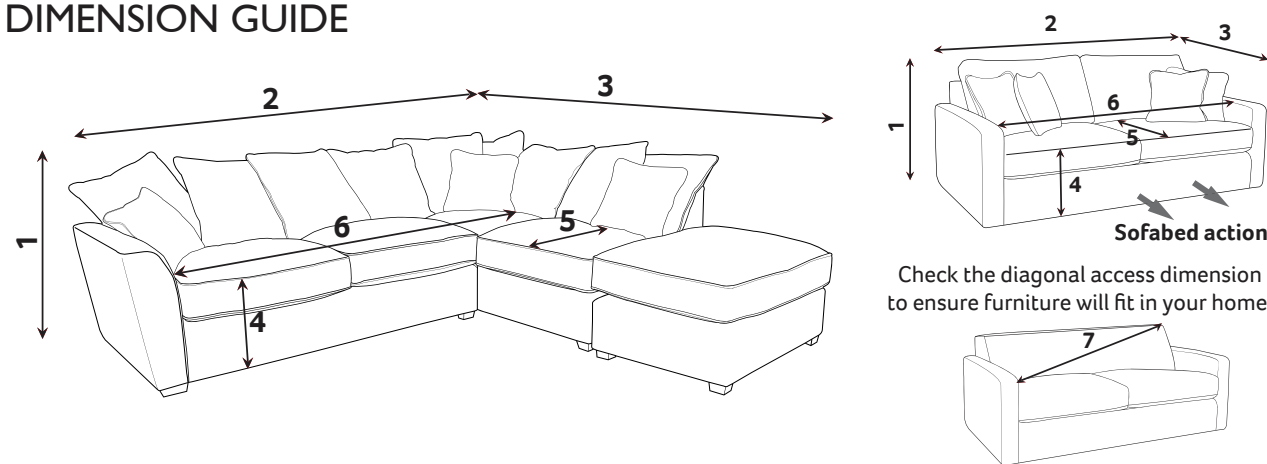
* ExtraFlex high comfort seat cushions.

* Back Cushions secured with zips.

* Serpentine seat springs & silent wire.

* Superloop back springs.

DIMENSION GUIDE



1 - HEIGHT
2 - WIDTH
3 - DEPTH
4 - SEAT HEIGHT
5 - SEAT DEPTH (STD & PILLOW)
6 - SEAT WIDTH
7 - DIAGONAL ACCESS

Illustrations used for reference only.

Extra Flex®

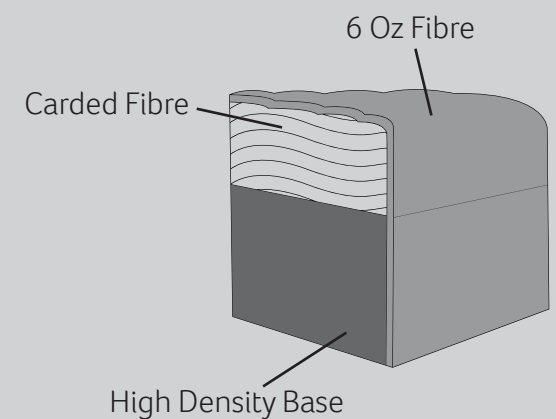
A high density foam base seat interior with a hand-rolled carded fibre, channelled topper which provides both softness and support.

CARE GUIDE

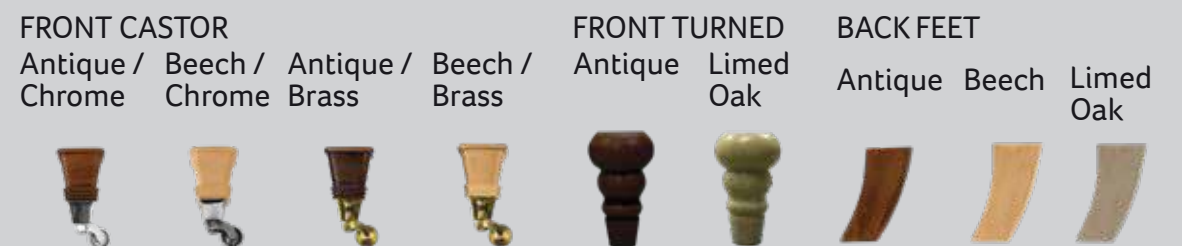
Extraflex seat cushions should be **plumped up on a regular basis** to help maintain the aesthetical appeal of your upholstery, the plumping of cushions is essential to help retain the comfort and softness of any piece of upholstered furniture.

To improve the longevity of your hand-made furniture, we recommend rotating cushions (where applicable).

For further information on maintaining your furniture please refer to the care guide located under the seat platform.



FOOT OPTIONS:



Please note: All dimension are approximate. Allow tolerance of +/- 2.5cm.

Wood is a natural product and will vary in shade/colour from item to item. Feet may require fitting.

LEATHER RANGE

We only use full leather for our collections; no splits apply.



VERONA

Verona is a Pigmented leather made of top quality heavy-weight hides processed in Italy. The higher-thickness enhances the hand-feel and the visual opulence of the leather. Hides are machine-buffed to remove superficial characteristics before being coated with a pigment to ensure colour consistency. Following this, hides are embossed with an artificial grain to give a uniform appearance and further reduce any visible traces of natural markings. These additional treatments only increase the product's physical durability, reduce absorption from spills, and is a family-friendly option for those seeking to get the most out of leather's hard-wearing properties.



NAPOLI

Napoli is a natural grain, Semi-Aniline leather made of high quality hides that have been processed in Italy. A special re-tanning process is applied to give the leather its rich hand feel. A contrasting roller effect has been applied to the surface of each hide to add visual character, before being treated with a protective finish to increase durability. A characterful and family-friendly leather.



TURINO

Torino is lightly-buffed, two-tone natural grain Semi-Aniline leather made of top quality hides that have been processed in Italy. Hides are then finished with a pigment to increase top-coat durability, before a very subtle darker contrasting effect is applied to the tips of the grain to create a discreet two-tone affect. A family friendly leather with a wide appeal.



CAPRI

Capri is a hand-buffed Aniline leather made of top quality hides that have been processed in Italy. This leather is a celebration of the rich history of each and every hide and the individual characteristics that make them unique. The hides are buffed by hand, piece by piece. Other than a light protective finish that has been applied to the grain in order to increase its physical performance, Capri's surface is completely natural and free from additional treatments so as to retain the natural look of the leather. Natural leather will be subject to shade variation between and even within upholstered panels, ensuring every piece of furniture is unique.



LAZIO

Lazio is a hand-buffed Aniline leather made of top quality hides that have been processed in Italy. This leather is a celebration of the rich history of each and every hide and the individual characteristics that make them unique. The hides are buffed by hand, piece by piece. Other than a light protective finish that has been applied to the grain in order to increase its physical performance, Lazio's surface is completely natural and free from additional treatments so as to retain the natural look of the leather. Natural leather will be subject to shade variation between and even within upholstered panels, ensuring every piece of furniture is unique.





Cover 1:
Ryder Stone

Chrome Feet

Bilbao Collection

Colours represented are to be used as a guide only.
Please refer to manufacturers swatch for a more accurate colour match.

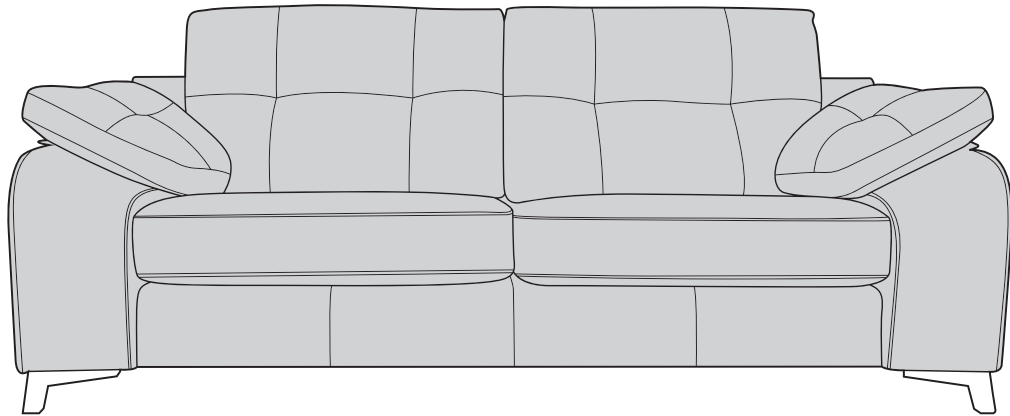
Please note that colour shadings can vary slightly from each roll of fabric.
We cannot guarantee a precise match to these samples or between cut lengths and upholstered goods.

04/04/2022

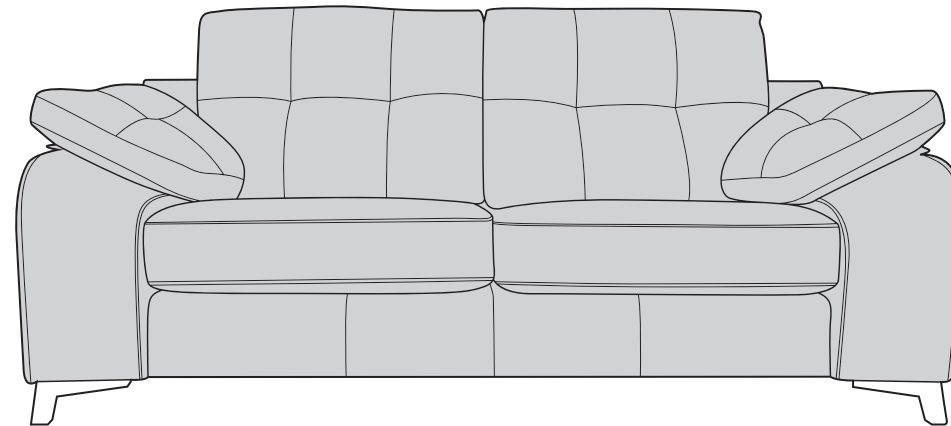
BILBAO COVER GUIDE: STANDARD BACK ONLY

Please use this guide when ordering the following pieces to clarify cover options.


3 Seater Sofa (3ST)



2 Seater Sofa (2ST)

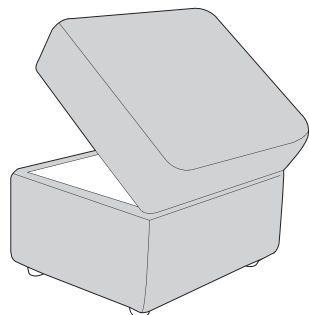


Arm Chair (1ST)



SUGGESTED ACCENT PIECES

Storage Footstool (FSS)



BILBAO DIMENSIONS (CM)



AVAILABLE PIECES	HEIGHT 1	OUTBACK HEIGHT	WIDTH 2	DEPTH 3	SEAT HEIGHT 4	SEAT DEPTH (STD) 5	SEAT WIDTH 6	ACCESS DIAGONAL 7	WEIGHT (KG)
3 SEATER SOFA (3ST)	92	73	218	100	47	57	147	239	70
2 SEATER SOFA (2ST)	92	73	180	100	47	57	106	205	57.5
ARM CHAIR (1ST)	92	73	122	100	47	57	50	156	49
ACCENT PIECES									
STORAGE STOOL (FST)	45	N/A	63	50	N/A	N/A	N/A	N/A	12.5

* Hardwood & composite board frame.

* Dowelled, screwed, glued & stapled joinery.

* Chrome Foot

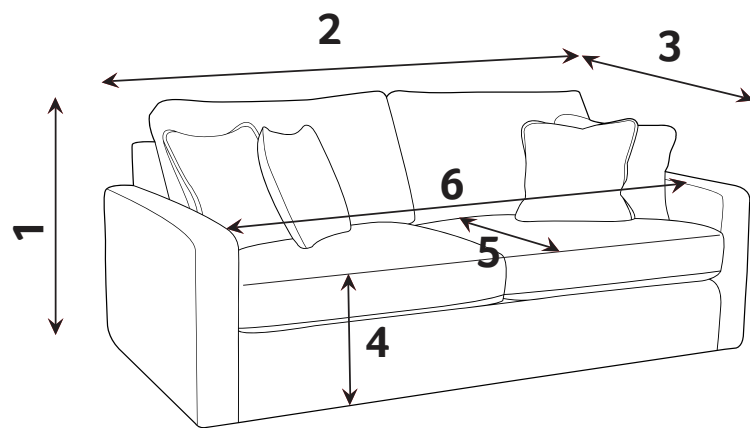
* Fibre filled backs for added comfort.

* Super soft filled arm pads for added comfort.

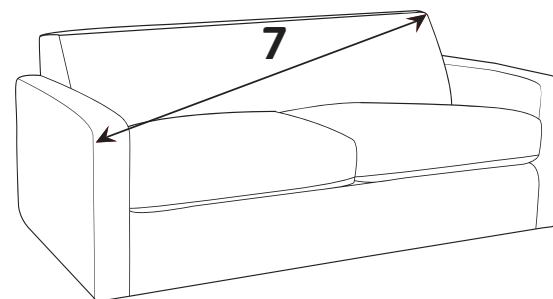
* Serpentine seat springs & silent wire.

* Elasticated Web Back

DIMENSION GUIDE



Check the diagonal access dimension to ensure furniture will fit in your home.



1 - HEIGHT
2 - WIDTH

3 - DEPTH
4 - SEAT HEIGHT

5 - SEAT DEPTH (STD & PILLOW)
6 - SEAT WIDTH

7 - DIAGONAL ACCESS

Illustrations used for reference only.

HIGH DENSITY FOAM SEATS

Our high density foam seat interiors offer a comfortable and supportive sit whilst maintaining their shape.

CARE GUIDE

To improve the longevity of your hand-made furniture, we recommend rotating cushions (where applicable).

For further information on maintaining your furniture, please refer to the Care Guide located under the seat platform.

Chrome



FOOT OPTIONS:

Please note: All dimension are approximate. Allow tolerance of +/- 2.5cm.

Wood is a natural product and will vary in shade/colour from item to item. Feet require fitting.



04/04/2022



Cover 2:
Penthouse Gold

Cover 1:
Jive Silver

Gold Piping

Blaise Collection

Colours represented are to be used as a guide only.
Please refer to manufacturers swatch for a more accurate colour match.

Please note that colour shadings can vary slightly from each roll of fabric.
We cannot guarantee a precise match to these samples or between cut lengths and upholstered goods.

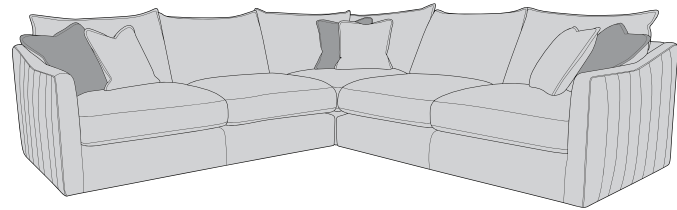
foamflex™
Award Winning Seating Technology

29/09/2022

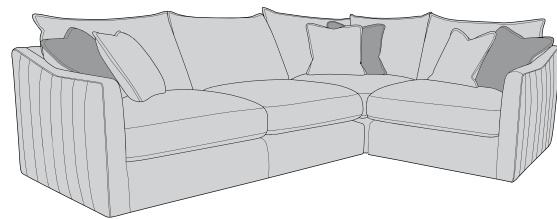
BLAISE COVER GUIDE: STANDARD BACK ONLY

Please use this guide when ordering the following pieces to clarify cover options.

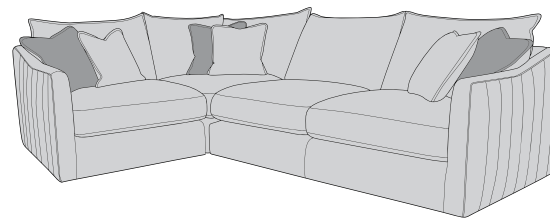
Corner Group: LH2, COR, RH2 (L2, CO, R2)



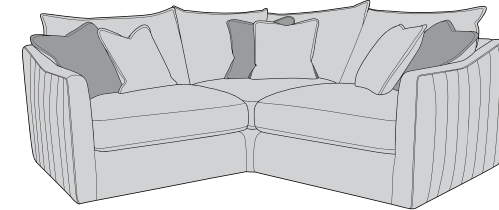
Corner Group: LH2, COR, RH1 (L2, CO, R1)



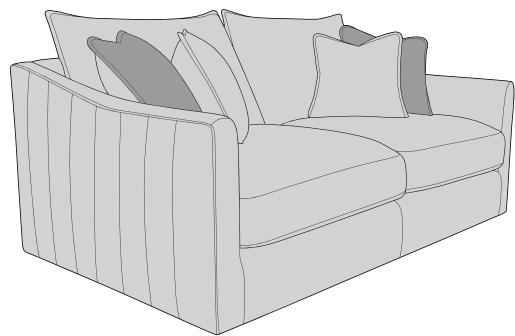
Corner Group: LH1, COR, RH2 (L1, CO, R2)



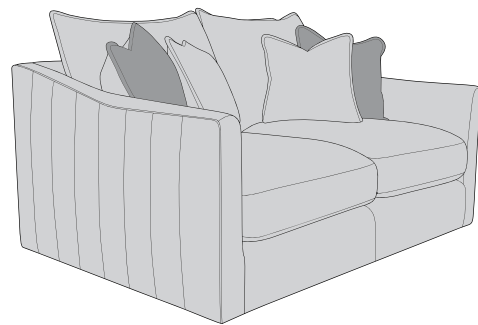
Corner Group: LH1, COR, RH1 (L1, CO, R1)



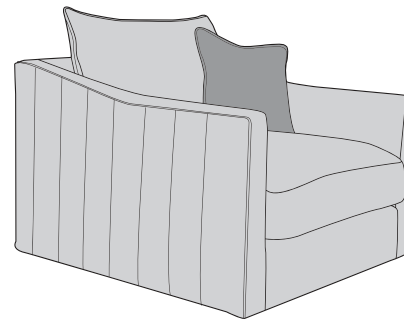
3 Seater Sofa (3ST)




2 Seater Sofa (2ST)



Arm Chair (1ST)

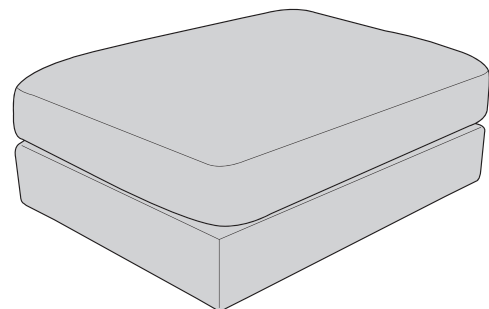


Armless Unit (ALU)



ACCENT PIECES

Blaise
Large Footstool (FST)



COVER 1
(BODY & SMALL SCATTERS)

COVER 2
(MEDIUM SCATTERS, SMALL ON CHAIR)

Scatter Cushions
Medium Scatters (small on chair)

Flanged Edge
Front = Cover 2
Back = Cover 1

Small Scatters

Flanged Edge
Front = Cover 1
Back = Cover 1

BLAISE DIMENSIONS (CM)

AVAILABLE PIECES	HEIGHT 1	OUTBACK HEIGHT	WIDTH 2	DEPTH 3	ARM HEIGHT	SEAT HEIGHT 4	SEAT DEPTH 5	SEAT WIDTH 6	ACCESS DIAGONAL 7	WEIGHT (KG)	SCATTER CUSHION NO.
LH2, COR, RH2 GROUP	88	70	272	272	60	47	N/A	N/A	N/A	140	6 (3 Medium, 3 Small)
LH2, COR, RH1 GROUP or LH1, COR, RH2 GROUP	88	70	272	195	60	47	N/A	N/A	N/A	124	6 (3 Medium, 3 Small)
LH1, COR, RH1 GROUP	88	70	195	195	60	47	N/A	N/A	N/A	108	6 (3 Medium, 3 Small)
LH2/RH2 UNIT	88	70	167	105	60	47	66	155	194	52	2 (1 Medium, 1 Small)
LH1/RH1 UNIT	88	70	90	105	60	47	66	N/A	N/A	36	2 (1 Medium, 1 Small)
COR - CORNER UNIT	88	70	105	105	N/A	47	66	N/A	145	36	2 (1 Medium, 1 Small)
ALU - ARMLESS UNIT	88	70	75	105	N/A	47	66	N/A	129	25	N/A
<hr/>											
3 SEATER SOFA (3ST)	88	70	176	105	60	47	66	151	200	63	4 (2 Medium, 2 Small)
2 SEATER SOFA (2ST)	88	70	155	105	60	47	66	130	183	56.5	4 (2 Medium, 2 Small)
ARM CHAIR (1ST)	88	70	100	105	60	47	66	75	140	44	1 Small
<hr/>											
ACCENT PIECES											
LARGE FOOTSTOOL P (FST)	47	N/A	105	78	N/A	N/A	N/A	N/A	128	18	N/A



* Hardwood & composite board frame.

* Dowelled, screwed, glued & stapled joinery.

* Gold, Chrome and Black piping available.

* Fibre filled reversible backs for added comfort.

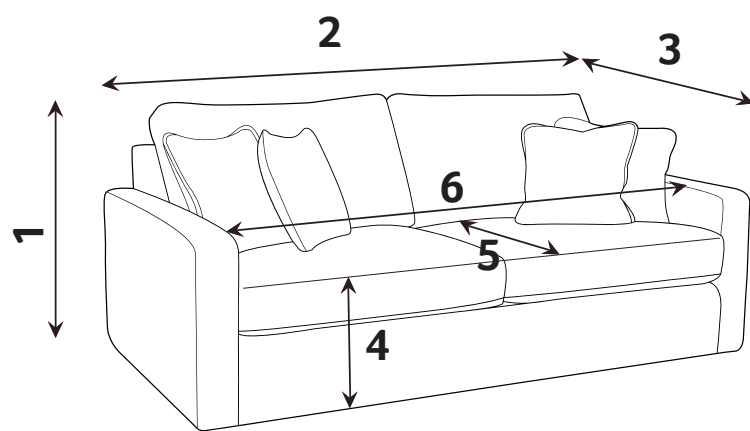
* Feather filled scatters included. 

* Award winning foamflex seat interior with 5 year guarantee.

* Serpentine seat springs & silent wire.

* Elasticated back webbing.

DIMENSION GUIDE



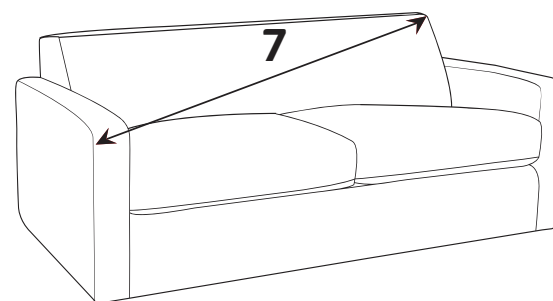
1 - HEIGHT
2 - WIDTH

3 - DEPTH
4 - SEAT HEIGHT

5 - SEAT DEPTH (STD & PILLOW)
6 - SEAT WIDTH

7 - DIAGONAL ACCESS

Check the diagonal access dimension to ensure furniture will fit in your home.



Illustrations used for reference only.

foamflex™

Our new expertly engineered foam seat interior gives you the comfort of fibre with the retention of foam.

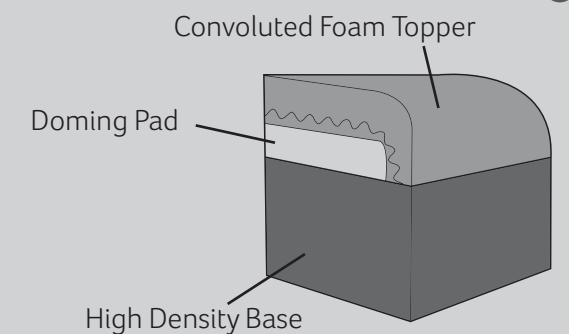
CARE GUIDE

To improve the longevity of your hand-made furniture, we recommend rotating cushions (where applicable).

For further information on maintaining your furniture, please refer to the Care Guide located under the seat platform.



Our foamflex seat interiors have been granted the FIRA GOLD Award, a mark of quality under-pinning all necessary testing of the product materials, design and production techniques.



A choice of Gold, Chrome or Black piping is available except on accent pieces and armless unit.



Cover 1:
Aaron Mink

Cover 2:
Regent Mink

Cover 3:
Palmer Gold

Cover 4:
Vera Gold



Walnut Feet



Cancun Collection



Colours represented are to be used as a guide only.
Please refer to manufacturers swatch for a more accurate colour match.

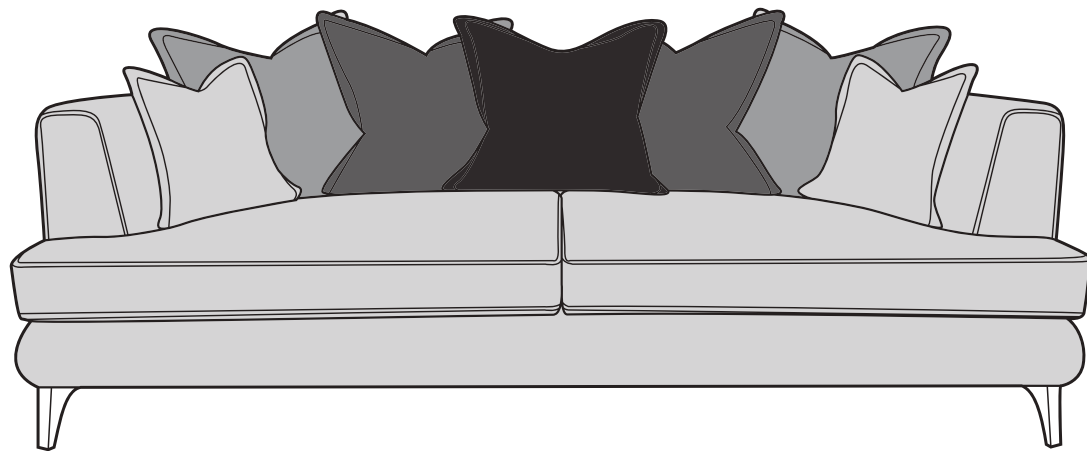
Please note that colour shadings can vary slightly from each roll of fabric.
We cannot guarantee a precise match to these samples or between cut lengths and upholstered goods.

11/01/2023


CANCUN COVER GUIDE: PILLOW BACK ONLY

Please use this guide when ordering the following pieces to clarify cover options.

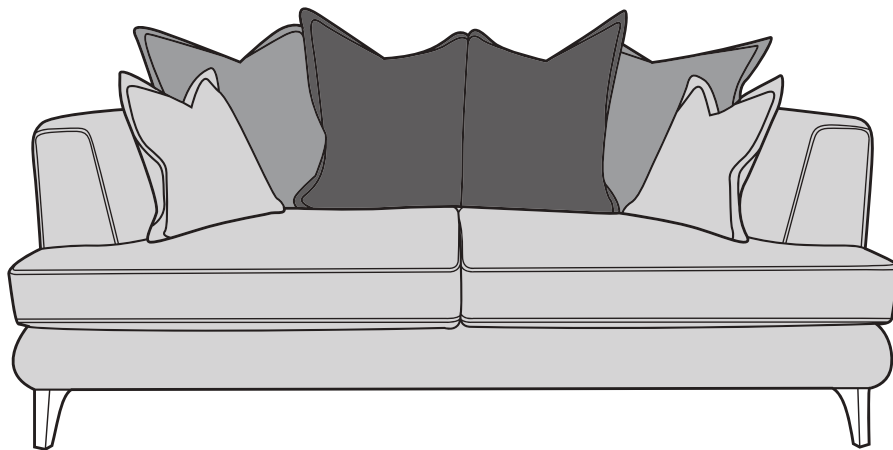
4 Seater Sofa (4ST)



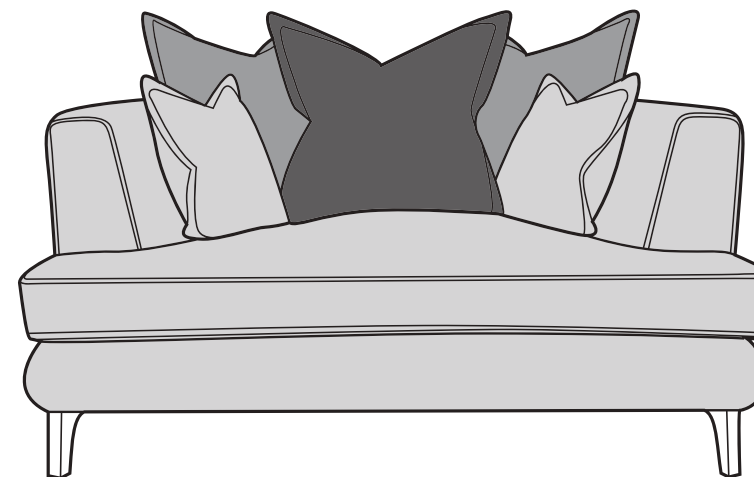
3 Seater Sofa (3ST)



2 Seater Sofa (2ST)



Love Chair (LOV)



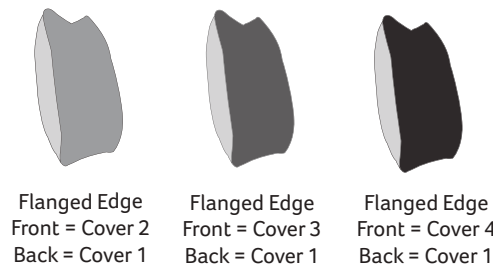
COVER 1
(BODY,
SCATTER)

COVER 2
(PILLOW)

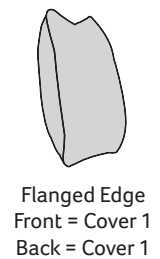
COVER 3
(PILLOW)

COVER 4
(PILLOW)

Pillow Back
Cushions

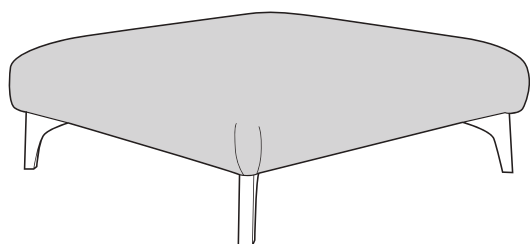


Pillow Back
Scatter Cushions



SUGGESTED ACCENT PIECES

Cancun Footstool (FST)



Weight limits per seat: tested according with BS EN 12520:2010 & BS EN 1022:2005 for general domestic use which are based on persons weighing up to a maximum of 110kg.



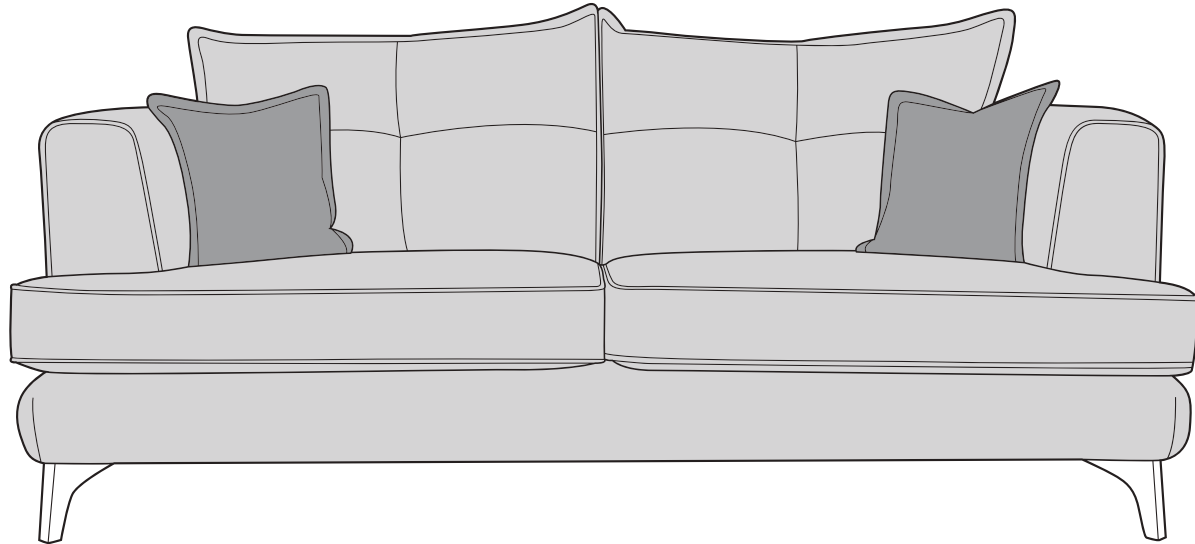
APPROVED MEMBER



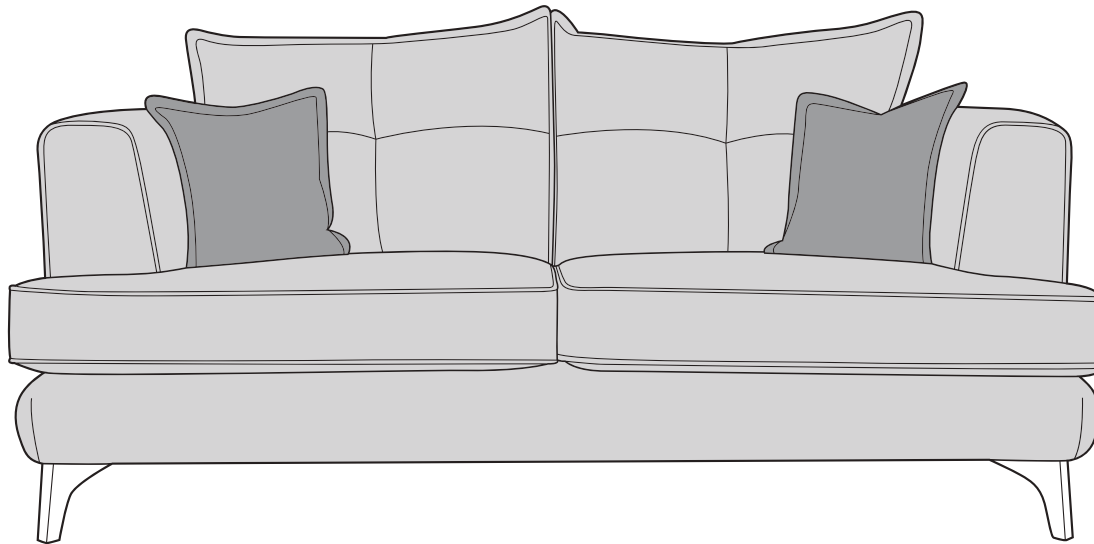
CANCUN COVER GUIDE: STANDARD BACK ONLY

Please use this guide when ordering the following pieces to clarify cover options.

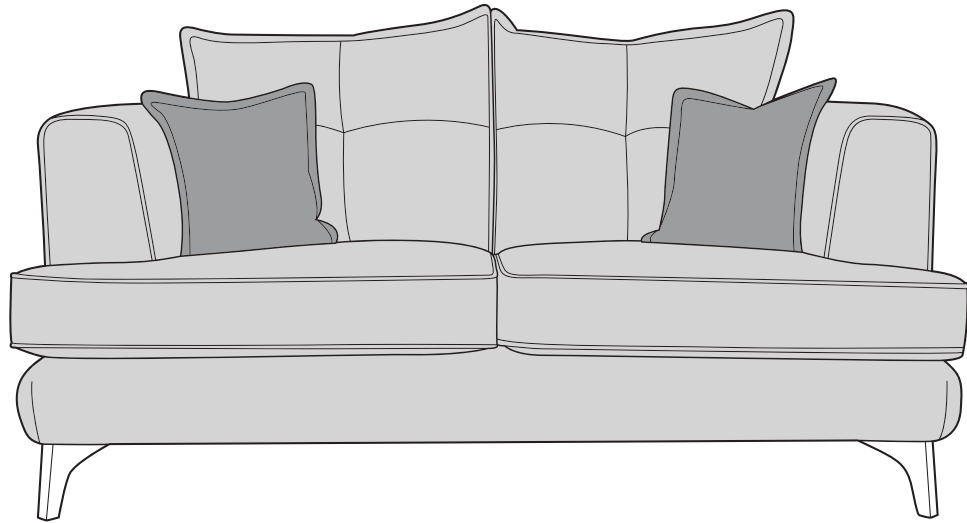
4 Seater Sofa (4ST)



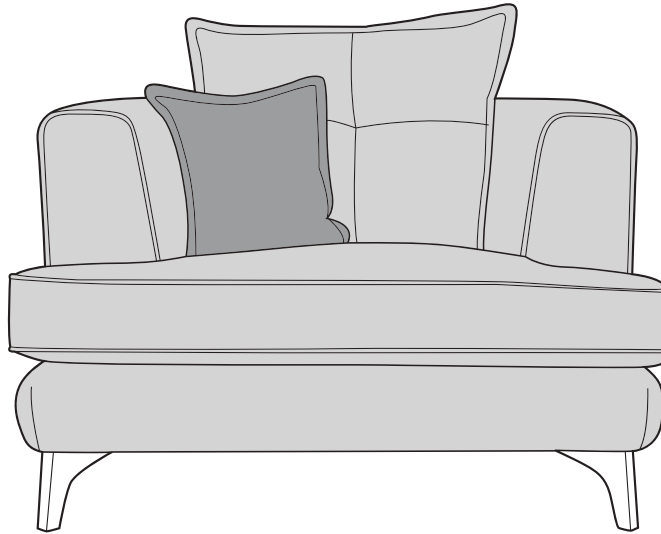
3 Seater Sofa (3ST)



2 Seater Sofa (2ST)



Love Chair (LOV)



COVER 1
(BODY)

COVER 2
(SCATTER)

Standard Back Scatter Cushions

Flanged Edge
Front = Cover 2
Back = Cover 1



CANCUN DIMENSIONS (CM)

AVAILABLE PIECES	HEIGHT 1	WIDTH 2	DEPTH 3	SEAT HEIGHT 4	SEAT DEPTH 5	SEAT WIDTH 6	ACCESS DIAGONAL 7	OUTBACK HEIGHT 8	ARM HEIGHT 9	WEIGHT (KG)
4 SEATER SOFA (4ST)	95	230	106	53	60	186	250	80	80	74
3 SEATER SOFA (3ST)	95	201	106	53	60	153	222	80	80	70
2 SEATER SOFA (2ST)	95	181	106	53	60	136	205	80	80	61.5
LOVE CHAIR (LOV)	95	137	106	53	60	89	167	80	80	52.5
ACCENT PIECES										
CANCUIN FOOTSTOOL (FST)	34	93	93	N/A	N/A	N/A	130	N/A	N/A	20

* Hardwood & composite board frame.

* Dowelled, screwed, glued & stapled joinery.

* Gold or Chrome metal Foot Options and Mid Oak or Walnut wood foot options.

* Sumptuous Feather filled pillows for added comfort. 

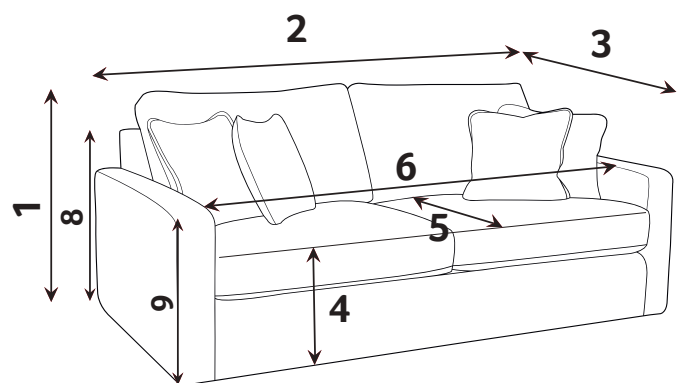
* Reversible Ultimateflex seat cushions.

* Feather filled scatters included. 

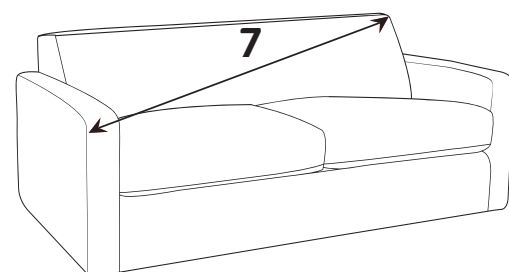
* Serpentine seat springs & silent wire.

* Elasticated back webbing.

DIMENSION GUIDE



Check the diagonal access dimension to ensure furniture will fit in your home.



- 1 - HEIGHT
- 3 - DEPTH
- 5 - SEAT DEPTH (STD & PILLOW)
- 7 - DIAGONAL ACCESS
- 2 - WIDTH
- 4 - SEAT HEIGHT
- 6 - SEAT WIDTH
- 8 - OUTBACK HEIGHT
- 9 - ARM HEIGHT

Illustrations used for reference only.

Ultimate-Flex

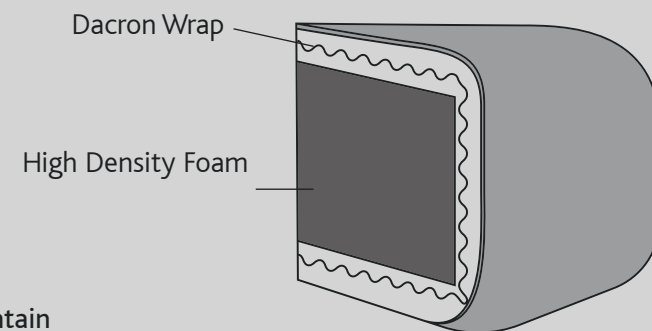
A high loft, high density foam inner seat interior surrounded by a dacron wrap that provides both comfort and support.

CARE GUIDE

Ultimate-Flex seat cushions should be plumped up on a regular basis to help maintain the aesthetic appeal of your upholstery, the plumping of cushions is essential to help retain the comfort and softness of any piece of upholstered furniture.

Ultimate-Flex seat cushions are fully reversible therefore to improve the longevity of your hand-made furniture, we recommend flipping cushions often.

For further information on maintaining your furniture please refer to the care guide located under the seat platform.



FOOT OPTIONS:


Gold



Chrome



Mid Oak



Walnut



Please note : All dimension are approximate. Allow tolerance of +/- 2.5cm.

Wood is a natural product and will vary in shade/colour from item to item. Feet may require fitting.



11/01/2023



Cover 1:
Polly Cotton

Cover 3:
Duke Bottle Green

Cover 2:
Asra Earth

Light Wood Feet

Carter Collection

Colours represented are to be used as a guide only.
Please refer to manufacturers swatch for a more accurate colour match.

Please note that colour shadings can vary slightly from each roll of fabric.
We cannot guarantee a precise match to these samples or between cut lengths and upholstered goods.

foamflex™
Award Winning Seating Technology

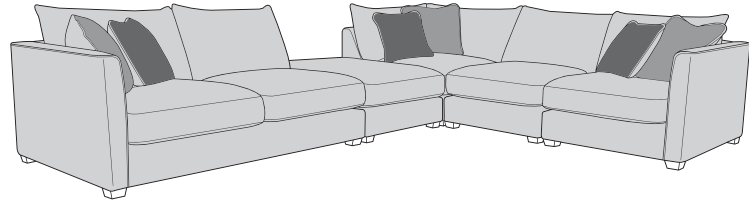
19 /01/2023

CARTER COVER GUIDE - STANDARD BACK

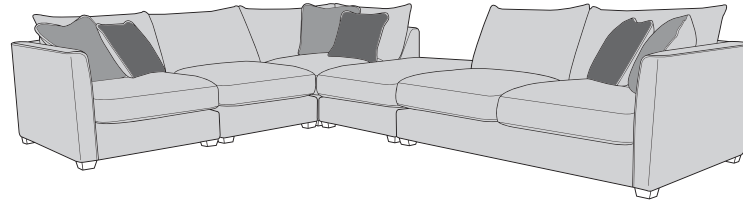
Please use this guide when ordering the following pieces to clarify cover options.

STANDARD BACK

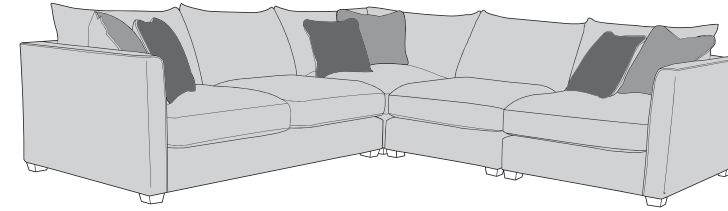
LH2, FST, COR, ALU, RH1 Group




LH1, ALU, COR, FST, RH2 Group




LH2, COR, ALU, RH1 Group




LH1, ALU, COR, RH2 Group



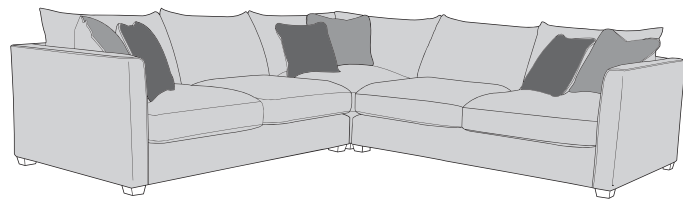
LH2, COR, ALU, FST Group




FST, ALU, COR, RH2 Group




LH2, COR, RH2 Group




LH2, COR, RH1 Group



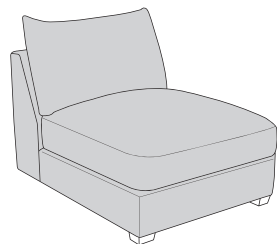
LH1, COR, RH2 Group



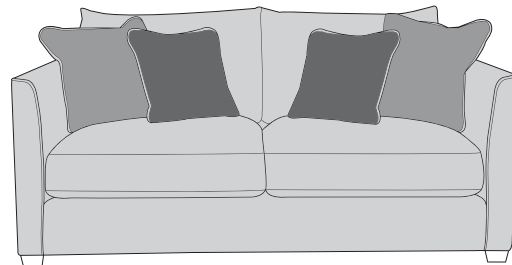
LH1, COR, RH1 Group



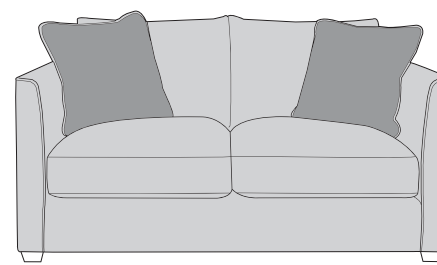
Armless Unit (ALU)




3 Seater Sofa (3ST)






2 Seater Sofa (2ST)

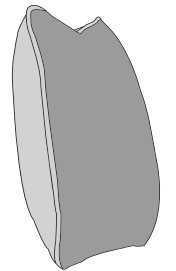


Arm Chair (1ST)



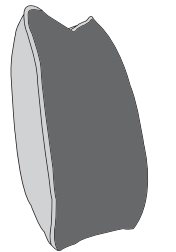
-  **COVER 1**
(BODY)
-  **COVER 2**
(LARGE SCATTER)
-  **COVER 3**
(SMALL SCATTER)

Large Scatter Cushions



Front = Cover 2
Piping = Cover 1
Reverse = Cover 1

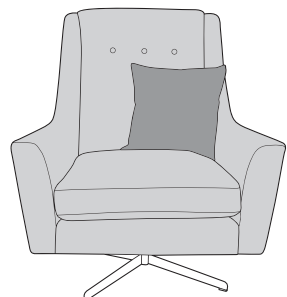
Small Scatter Cushions



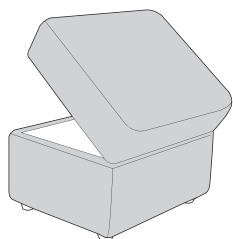
Front = Cover 3
Piping = Cover 1
Reverse = Cover 1

SUGGESTED ACCENT PIECES

Salute Swivel Chair (SWC)



Storage Footstool F (FSS)



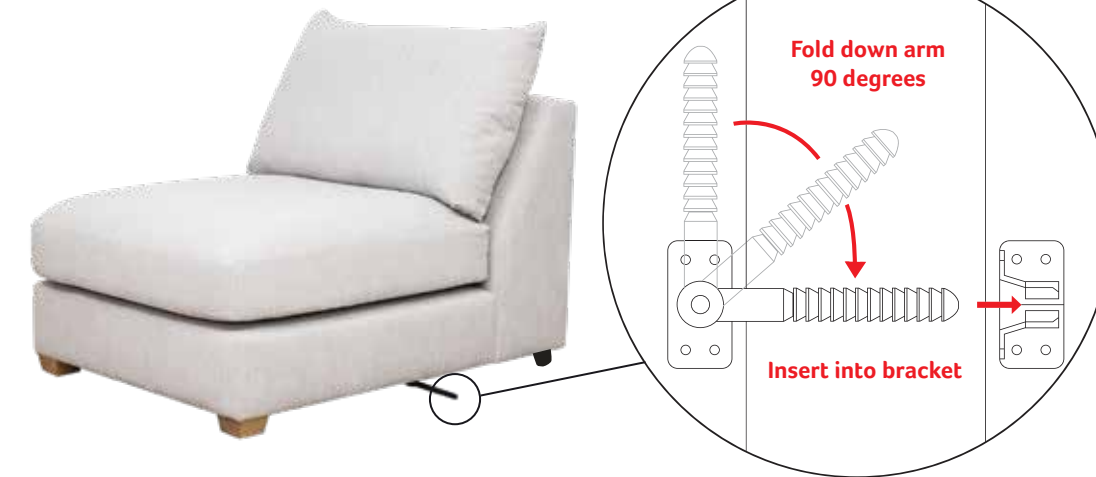
APPROVED MEMBER



CARTER DIMENSIONS (CM)

AVAILABLE PIECES	HEIGHT 1	WIDTH 2	DEPTH 3	ARM HEIGHT	SEAT HEIGHT 4	SEAT DEPTH 5	SEAT WIDTH 6	ACCESS DIAGONAL 7	OUTBACK HEIGHT 8	ARM HEIGHT 9	WEIGHT (KG)	SCATTER CUSHION NO.
LH2, FST, COR, ALU, RH1 GROUP or LH1, ALU, COR, FST, RH2 GROUP	86	374	258	67	47	66	N/A	N/A	67	67	167	3 Large, 3 Small
LH2, COR, ALU, RH1 GROUP or LH1, ALU, COR, RH2 GROUP	86	269	258	67	47	66	N/A	N/A	67	67	149	3 Large, 3 Small
LH2, COR, ALU, FST GROUP or FST, ALU, COR, RH2 GROUP	86	269	258	67	47	66	N/A	N/A	67	67	131	2 Large, 2 Small
LH2, COR, RH2 GROUP	86	269	269	67	47	66	N/A	N/A	67	67	140	3 Large, 3 Small
LH2, COR, RH1 GROUP or LH1, COR, RH2 GROUP	86	269	183	67	47	66	N/A	N/A	67	67	124	3 Large, 3 Small
LH1, COR, RH1 GROUP	86	183	183	67	47	66	N/A	N/A	67	67	108	3 Large, 3 Small
LH2/RH2 UNIT	86	164	105	67	47	66	155	194	67	67	52	1 Large, 1 Small
LH1/RH1 UNIT	86	78	105	67	47	66	78	136	67	67	36	1 Large, 1 Small
CORNER UNIT (COR)	86	105	105	N/A	47	66	66	144	67	N/A	36	1 Large, 1 Small
ARMLESS UNIT (ALU)	86	75	105	N/A	47	66	75	129	67	N/A	25	N/A
3 SEATER SOFA (3ST)												
2 SEATER SOFA (2ST)												
ARM CHAIR (1ST)												
ACCENT PIECES												
CARTER SWIVEL CHAIR (SWC)	100	90	98	N/A	58	60	55	121	N/A	N/A	25.5	1
STORAGE FOOTSTOOL (FSS)	45	63	50	N/A	N/A	N/A	N/A	75	N/A	N/A	12.5	N/A

Each unit is fully upholstered, with hidden crocodile clips making them suitable for individual use.



* Hardwood & composite board frame.

* Dowelled, screwed, glued & stapled joinery.

* Light and Dark Wood foot options.

* Reversible fibre filled backs for added comfort.

* Feather filled scatter cushions included. 

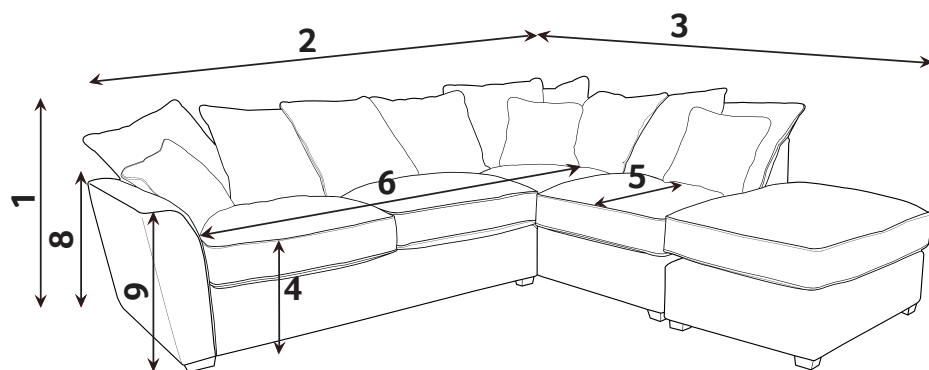
* Optional extra fibre bolster available.

* Award winning Foamflex seat interior with 5 year guarantee.

* Serpentine seat springs & silent wire.

* Elasticated back webbing.

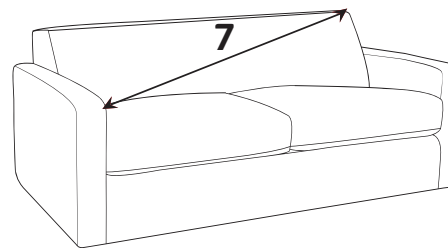
DIMENSION GUIDE



1 - HEIGHT
2 - WIDTH
3 - DEPTH
4 - SEAT HEIGHT
5 - SEAT DEPTH (STD & PILLOW)
6 - SEAT WIDTH

Illustrations used for reference only.

Check the diagonal access dimension to ensure furniture will fit in your home.



7 - DIAGONAL ACCESS
8 - OUTBACK HEIGHT
9 - ARM HEIGHT

Please note : All dimensions are approximate. Allow tolerance of +/- 2.5cm.

foamflex™

Our new, expertly engineered foam seat interior gives you the comfort of fibre with the retention of foam. Our foamflex seat interiors have been granted the FIRA GOLD Award, a mark of quality under-pinning all necessary testing of the product materials, design and production techniques.

CARE GUIDE

To improve the longevity of your hand-made furniture, we recommend rotating cushions (where applicable). For further information on maintaining your furniture, please refer to the Care Guide located under the seat platform.



Our foamflex seat interiors have been granted the FIRA GOLD Award, a mark of quality under-pinning all necessary testing of the product materials, design and production techniques.

Beech (light)

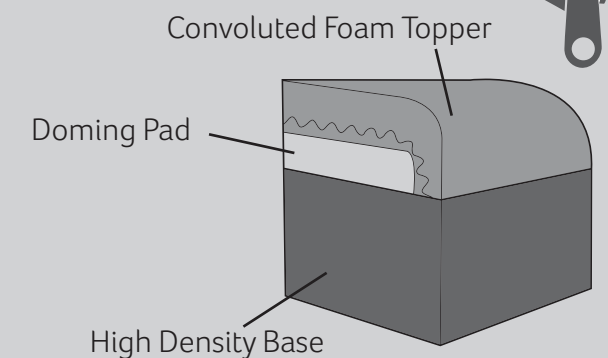


Brown (dark)



FOOT OPTIONS:

Wood is a natural product and will vary in shade/colour from item to item. Feet may require fitting.





Chicago Collection

Colours represented are to be used as a guide only.
Please refer to manufacturers swatch for a more accurate colour match.

Please note that colour shadings can vary slightly from each roll of fabric.
We cannot guarantee a precise match to these samples or between cut lengths and upholstered goods.

Extra Flex[®]
Soft, Supportive Seating

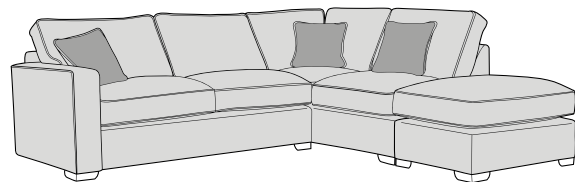
07/01/2022

CHICAGO COVER GUIDE - STANDARD BACK

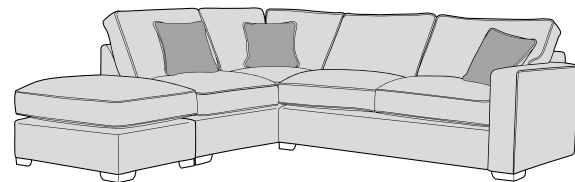
Please use this guide when ordering the following pieces to clarify cover options.

STANDARD BACK

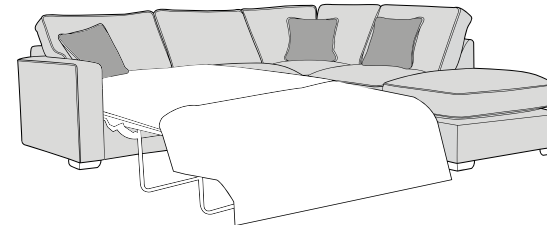
LH2, RFC, FST (L2, RFC, P) Group



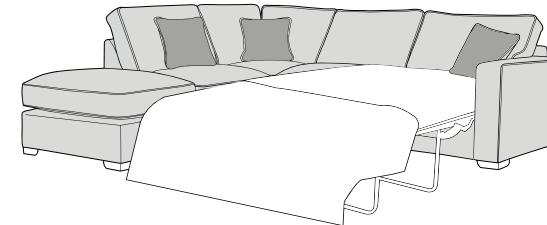
FST, LFC, RH2 (P, LFC, R2) Group




L2S, RFC, FST (L2S, RFC, P) Group




FST, LFC, R2S (P, LFC, R2S) Group




LH2, COR, RH1 (L2, CO, L1) Group




LH1, COR, RH2 (L1, CO, R2) Group



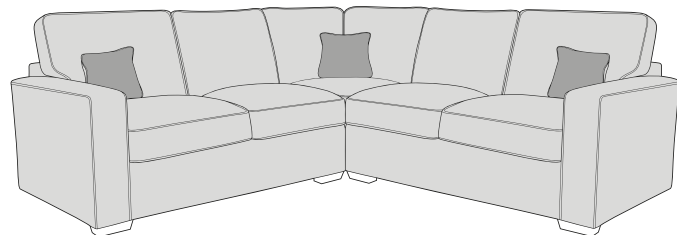
L2S, COR, RH1 (L2S, CO, R1) Group



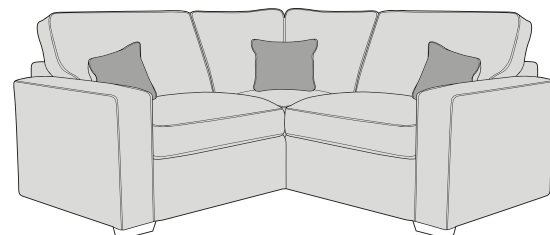
LH1, COR, R2S (L1, CO, R2S) Group




LH2, COR, RH2 (L2, CO, R2) Group



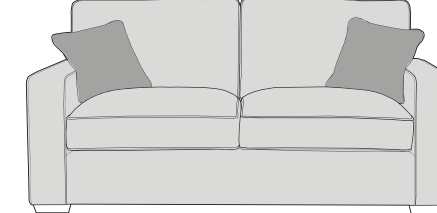
LH1, COR, RH1 (L1, CO, L2) Group



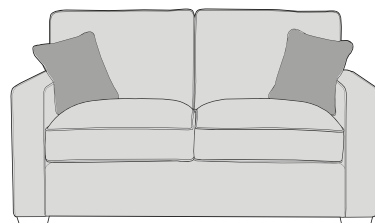
ALU (AU)



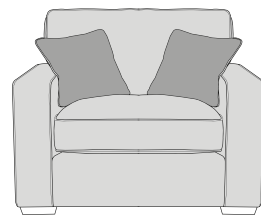
3 Seater sofa (3ST)



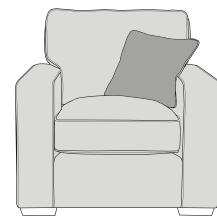
2 Seater sofa (2ST)



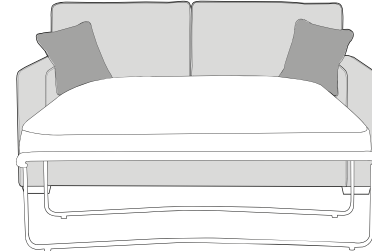
Love Chair (LOV)



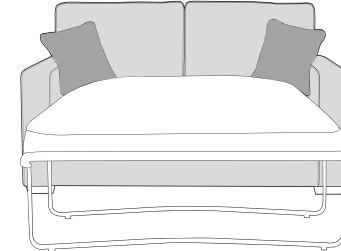
Arm Chair (1ST)



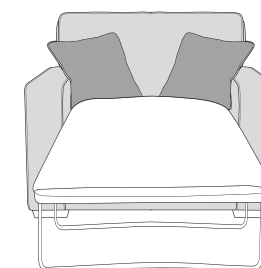
3 Seater Sofa Bed (3SB, 3DB)




2 Seater Sofa Bed (2SB, 2DB)



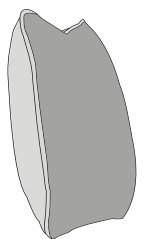
Chair Sofa Bed (1SB, 1DB)



 **COVER 1**
(BODY)

 **COVER 2**
(SCATTER)

Standard Back
Scatter Cushions



Front = Cover 2
Piping = Cover 1
Back = Cover 1

 **BFM**
BRITISH FURNITURE
MANUFACTURERS
APPROVED MEMBER

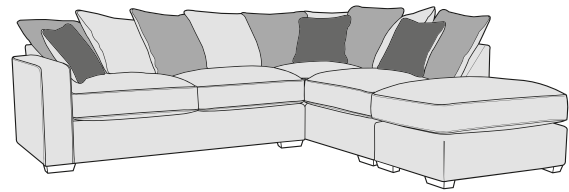
A©ID
ANTI COPYING IN DESIGN

CHICAGO COVER GUIDE - PILLOW BACK


Please use this guide when ordering the following pieces to clarify cover options.

PILLOW BACK

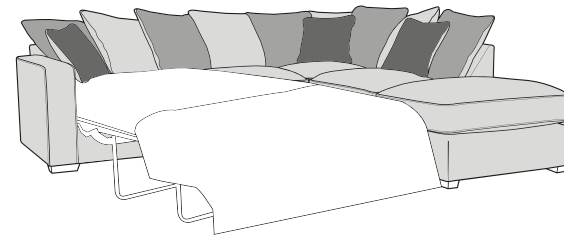
LH2, RFC, FST (L2, RFC, P) Group



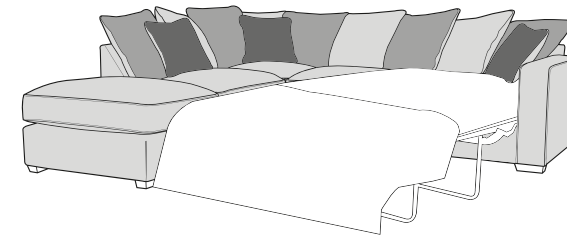
FST, LFC, RH2 (P, LFC, R2) Group



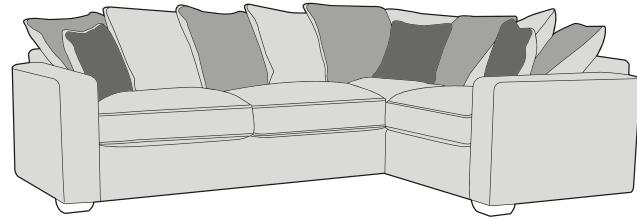
L2S, RFC, FST (L2S, RFC, P) Group




FST, LFC, R2S (P, LFC, R2S) Group




LH2, COR, RH1 (L2, CO, R1) Group




LH1, COR, RH2 (L1, CO, R2) Group




L2S, COR, RH1 (L2S, CO, R1) Group




LH1, COR, R2S (L1, CO, R2S) Group




LH2, COR, RH2 (L2, CO, R2) Group



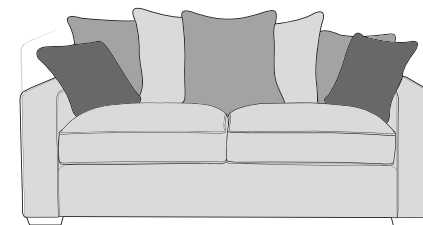
LH1, COR, RH1 (L1, CO, R1) Group



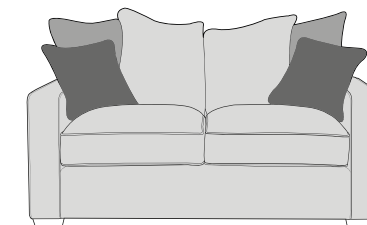
ALU (AU)



3 Seater sofa (3ST)

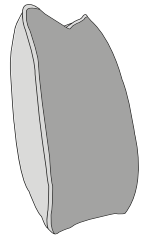


2 Seater sofa (2ST)



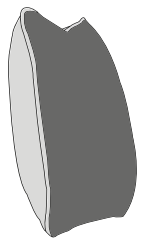
-  **COVER 1**
(BODY)
-  **COVER 2**
(PILLOW)
-  **COVER 3**
(SCATTER)

Pillow Back Cushions



Front = Cover 2
Piping = Cover1
Back = Cover1

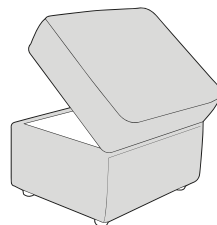
Pillow Back Scatter Cushions



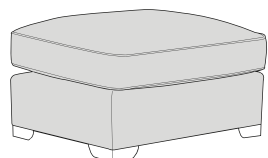
Front = Cover 3
Piping = Cover1
Back = Cover1

ACCENT PIECES

Storage Footstool F (FSS)



Large Footstool P (FST)



CHICAGO DIMENSIONS (CM)

AVAILABLE PIECES	HEIGHT 1	WIDTH 2	DEPTH 3	SEAT HEIGHT 4	SEAT DEPTH (STD) 5	SEAT DEPTH (PILLOW) 5	SEAT WIDTH 6	ACCESS DIAGONAL 7	WEIGHT (KG)	PILLOW BACK NO.	SCATTER CUSHION NO.
L2, RFC, P GROUP or R2, LFC, P GROUP	96	280	247	N/A	N/A	N/A	N/A	N/A	120	9 (5 pattern/4 plain)	3
L2S, RFC, P GROUP or R2S, LFC, P GROUP	96	252	247	N/A	N/A	N/A	N/A	N/A	128	9 (5 pattern/4 plain)	3
L2, CO, R1 or L1, CO, R2 GROUP	96	278	197	N/A	N/A	N/A	N/A	N/A	111	9 (5 pattern/4 plain)	3
L2S, CO, R1 or R2S, CO, L2 GROUP	96	252	202	N/A	N/A	N/A	N/A	N/A	109	9 (5 pattern/4 plain)	3
L2, CO, R2 GROUP	96	280	280	N/A	N/A	N/A	N/A	N/A	128	11 (5 pattern/6 plain)	3
L1, CO, R1 GROUP	96	202	202	N/A	N/A	N/A	N/A	N/A	94	7 (3 pattern/4 plain)	3
AU - ARMLESS UNIT	96	80	98	55	55	58	80	120	21	2 (1 pattern/1 plain)	N/A
CO - CORNER UNIT	96	98	98	55	55	58	93	125	30	3 (2 pattern/1 plain)	1
L1/R1 - 1 SEAT ARM UNIT	96	104	98	55	55	58	80	138	32	2 (1 pattern/1 plain)	1
L2/R2 UNIT	96	182	98	55	55	58	162	205	49	4 (2 pattern/2 plain)	1
LFC/RFC UNIT	96	177	98	55	55	58	140	198	53	5 (3 pattern/2 plain)	2
L2S/R2S - BED ACTION	96	154	98	55	55	58	133	178	57	4 (2 pattern/2 plain)	1
3 SEATER SOFA	96	198	98	55	55	58	160	217	56	5 (3 pattern/2 plain)	2
2 SEATER SOFA	96	171	98	55	55	58	133	198	49	4 (2 pattern/2 plain)	2
LOVE CHAIR	96	130	98	55	55	N/A	90	161	44	N/A	2
ARM CHAIR	96	98	98	55	55	N/A	60	133	34.5	N/A	1
SOFA BEDS - STD BACK ONLY											
3S (140CM SOFA BED) STANDARD	96	188	98	55	55	N/A	149	208	82.5	N/A	2
2S (120CM SOFA BED) STANDARD	96	168	98	55	55	N/A	129	193	76	N/A	2
1S (80CM SOFA BED) STANDARD	96	130	98	55	55	N/A	90	161	77	N/A	2
3D (140CM SOFA BED) DELUXE	96	188	98	55	55	N/A	149	208	104	N/A	2
2D (120CM SOFA BED) DELUXE	96	168	98	55	55	N/A	129	193	95	N/A	2
1D (80CM SOFA BED) DELUXE	96	130	98	55	55	N/A	90	161	88	N/A	2
OPEN DEPTH OF SOFA BEDS 226CM											

- * Hardwood & composite board frame.
- * Dowelled, screwed, glued & stapled joinery.
- * Chrome & Wood foot options.

- * ExtraFlex high comfort seat cushions.
- * Fibre filled backs for added comfort.

- * Serpentine seat springs & silent wire.
- * Elasticated back webbing.

SOFABEDS: 2 SLEEP OPTIONS

STANDARD ACTION & FOAM MATTRESS

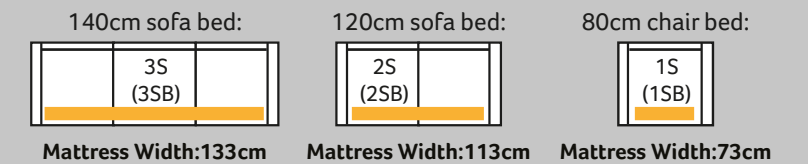
A three fold metal action with a sprung 'polyprop' base. Complemented by a high performance foam mattress. For occasional use only.



Mattress Thickness: 6cm

Mattress Length: 185cm

3 fold action is 140Kg total max occupancy weight



DELUXE ACTION & SPRUNG MATTRESS

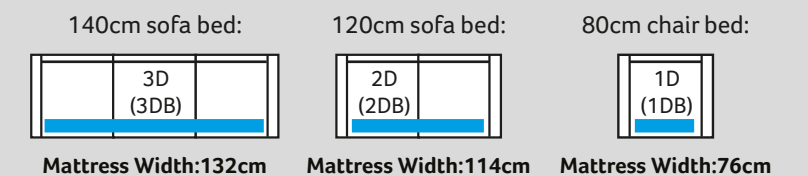
A two fold metal action with beech slats. Complemented by a deluxe sprung mattress. For everyday use.



Mattress thickness: 11.5cm

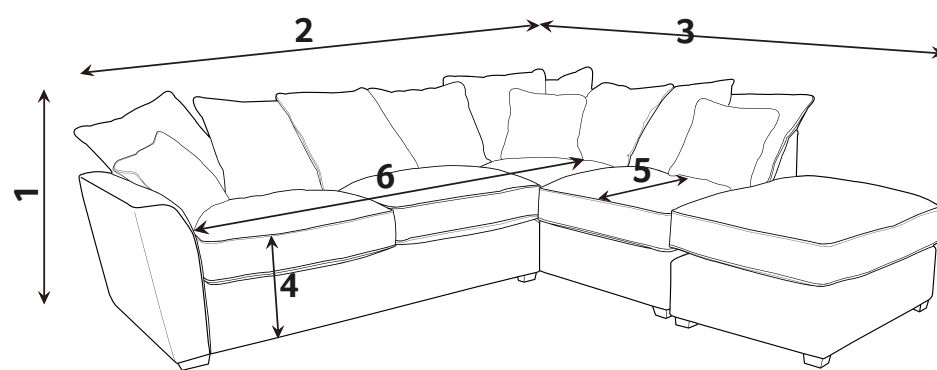
Mattress Length: 183cm

2 fold action is 160Kg total max occupancy weight

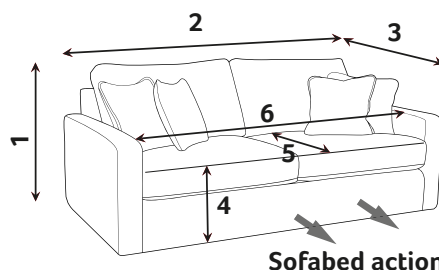


Sofa beds available as standard back only

DIMENSION GUIDE

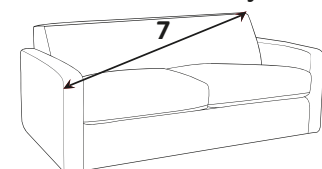


- 1 - HEIGHT
- 2 - WIDTH
- 3 - DEPTH
- 4 - SEAT HEIGHT
- 5 - SEAT DEPTH (STD & PILLOW)
- 6 - SEAT WIDTH



Sofabed action

Check the diagonal access dimension to ensure furniture will fit in your home.



7 - DIAGONAL ACCESS

Illustrations used for reference only.

Extra Flex®

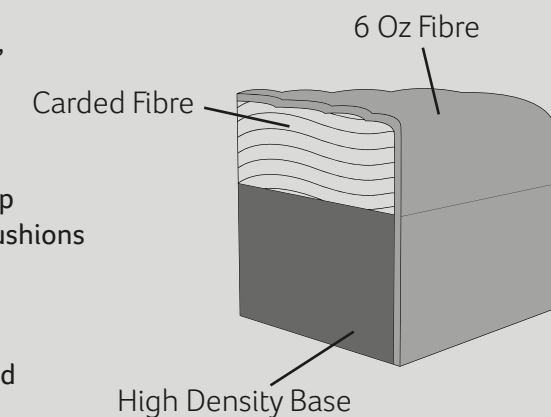
A high density foam base seat interior with a hand-rolled carded fibre, channelled topper which provides both softness and support.

CARE GUIDE

Extraflex seat cushions should be plumped up on a regular basis to help maintain the aesthetical appeal of your upholstery, the plumping of cushions is essential to help retain the comfort and softness of any piece of upholstered furniture.

To improve the longevity of your hand-made furniture, we recommend rotating cushions (where applicable).

For further information on maintaining your furniture please refer to the care guide located under the seat platform.



- FOOT OPTIONS:**
- Beech (Light)
 - Mid Oak
 - Brown (dark)
 - Chrome

Cover 1:
Jedi Mustard



Cracker

70cm Bed in a Box

H: 41cm W: 88cm D: 77cm

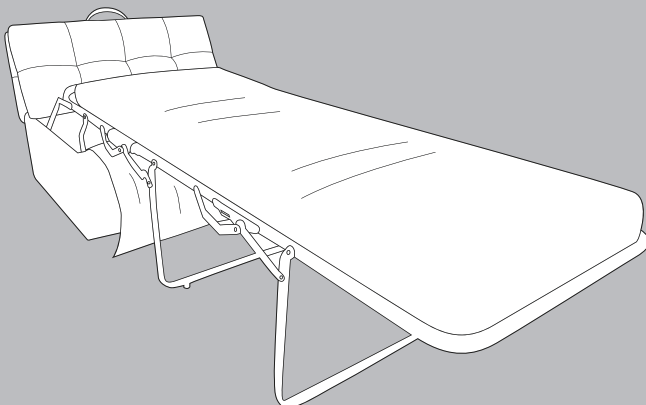
Open Depth: 228cm

Weight: 40kg

Mattress Thickness: 6cm

Mattress Length: 185cm

Max occupancy weight: 140kg



Dimensions: Height x Width x Depth

Please note: All dimensions are approximate. Allow tolerance of +/- 2.5cm.

Colours represented are to be used as a guide only. Please refer to manufacturers swatch for a more accurate colour match.

FOOT OPTIONS

Glides





Cover 1:
Titus Navy

Cover 2:
Ota Bronze

Antique Feet

Darlington Collection

Colours represented are to be used as a guide only.
Please refer to manufacturers swatch for a more accurate colour match.

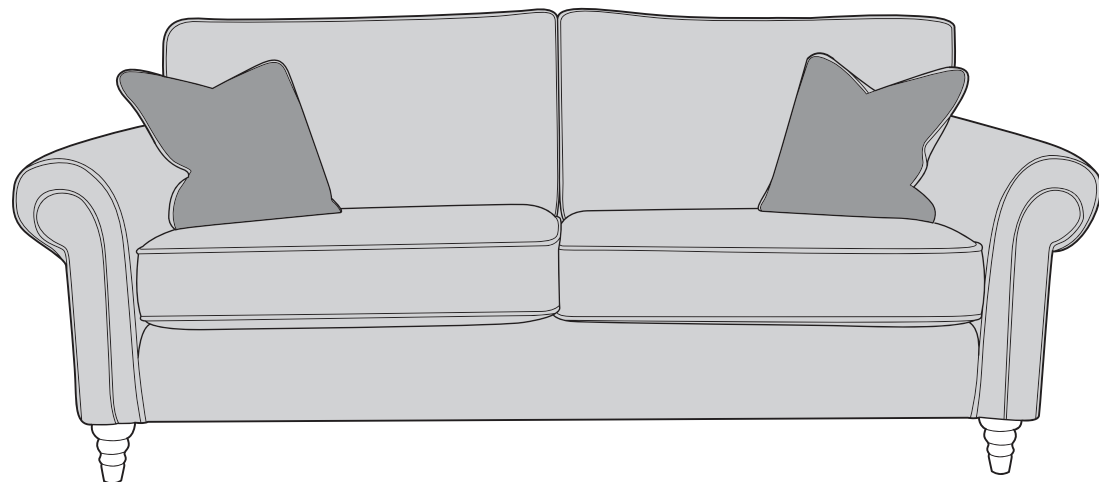
Please note that colour shadings can vary slightly from each roll of fabric.
We cannot guarantee a precise match to these samples or between cut lengths and upholstered goods.

07/10/2022

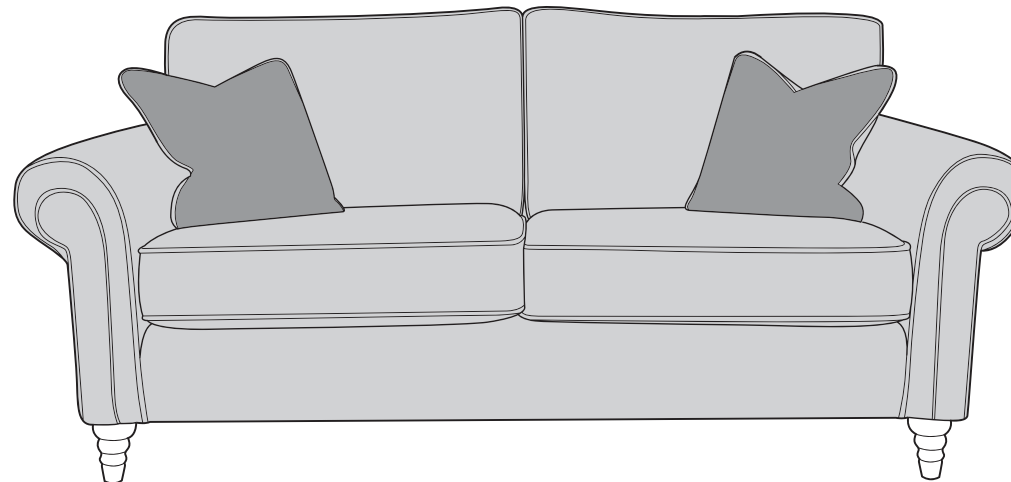
DARLINGTON COVER GUIDE: STANDARD BACK ONLY

Please use this guide when ordering the following pieces to clarify cover options.

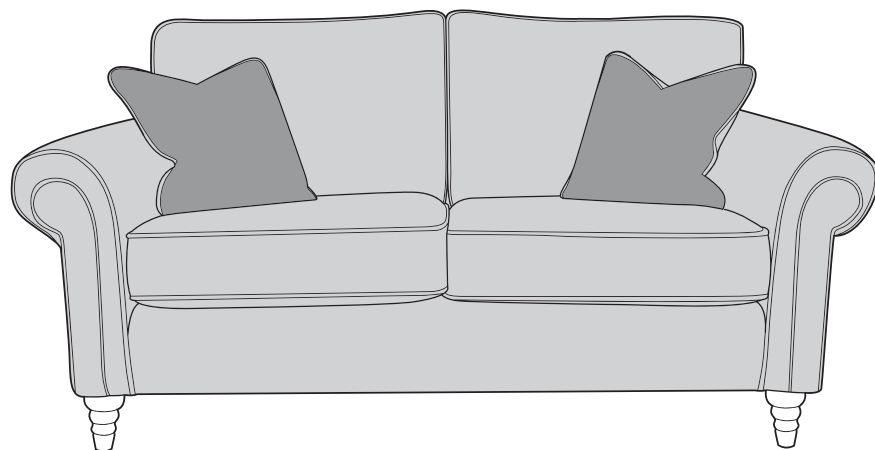
4 Seater Sofa (4ST)




3 Seater Sofa (3ST)




2 Seater Sofa (2ST)



Love Chair (LOV)

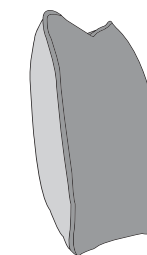


Arm Chair (1ST)



-  **COVER 1**
(BODY)
-  **COVER 2**
(SCATTER)

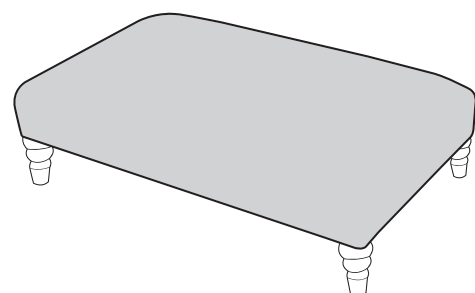
Scatter Cushions



Front = Cover 2
Piping = Cover 1
Back = Cover 1

SUGGESTED ACCENT PIECES

Darlington Footstool (FST)



APPROVED MEMBER



DARLINGTON DIMENSIONS (CM)

AVAILABLE PIECES	HEIGHT 1	OUTBACK HEIGHT 2	WIDTH 3	DEPTH 4	ARM HEIGHT 5	SEAT HEIGHT 6	SEAT DEPTH 7	SEAT WIDTH 8	ACCESS DIAGONAL 9	WEIGHT (KG)	SCATTER CUSHIONS
4 SEATER SOFA (4ST)	88	73	228	94	67	51	62	184	247	60	2
3 SEATER SOFA (3ST)	88	73	202	94	67	51	62	160	221	53	2
2 SEATER SOFA (2ST)	88	73	177	94	67	51	62	135	200	47	2
LOVE CHAIR (LOV)	88	73	130	94	67	51	62	88	160	41	1
ARM CHAIR (1ST)	88	73	100	94	67	51	62	58	137	34	1
ACCENT PIECES											
DARLINGTON FOOTSTOOL (FST)	35	N/A	106	65	N/A	N/A	N/A	N/A	N/A	14.5	N/A

* Hardwood & composite board frame.

* Dowelled, screwed, glued & stapled joinery.

* Antique and Mid Oak Wood foot options.

* Fibre filled backs for added comfort.

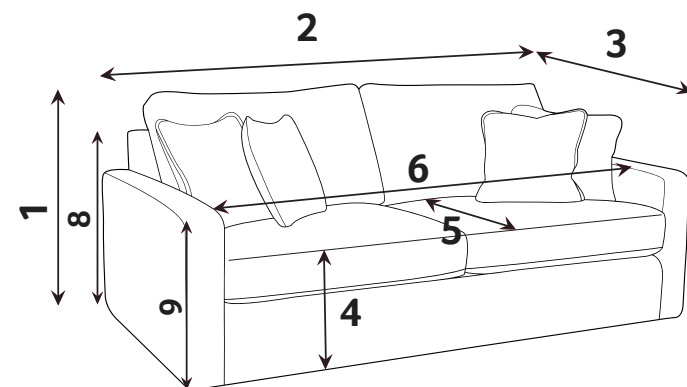
* Feather filled scatters included. 

* Reversible high density foam seats for support & comfort.

* Serpentine seat springs & silent wire.

* Elasticated back webbing.

DIMENSION GUIDE



1 - HEIGHT

2 - WIDTH

3 - DEPTH

4 - SEAT HEIGHT

5 - SEAT DEPTH (STD & PILLOW)

6 - SEAT WIDTH

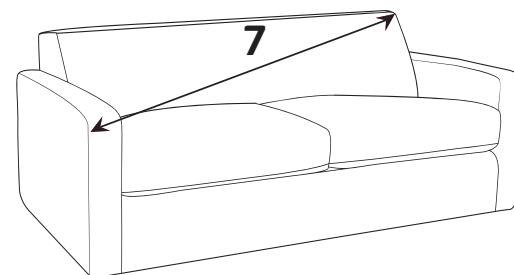
7 - DIAGONAL ACCESS

8 - OUTBACK HEIGHT

9 - ARM HEIGHT

Illustrations used for reference only.

Check the diagonal access dimension to ensure furniture will fit in your home.



HIGH DENSITY FOAM SEATS

Our high density foam seat interiors offer a comfortable and supportive sit whilst maintaining their shape.

CARE GUIDE

To improve the longevity of your hand-made furniture, we recommend rotating cushions (where applicable).

For further information on maintaining your furniture, please refer to the Care Guide located under the seat platform.

Antique (Dark)

Mid Oak



**FOOT
OPTIONS:**

Please note : All dimension are approximate. Allow tolerance of +/- 2.5cm.

Wood is a natural product and will vary in shade/colour from item to item. Feet may require fitting.



07/10/2022



Cover 1:
Kurt Dove

Cover 2:
Columbus Teal

Dark Wood Feet

Dexter Collection

Colours represented are to be used as a guide only.
Please refer to manufacturers swatch for a more accurate colour match.

Please note that colour shadings can vary slightly from each roll of fabric.
We cannot guarantee a precise match to these samples or between cut lengths and upholstered goods.

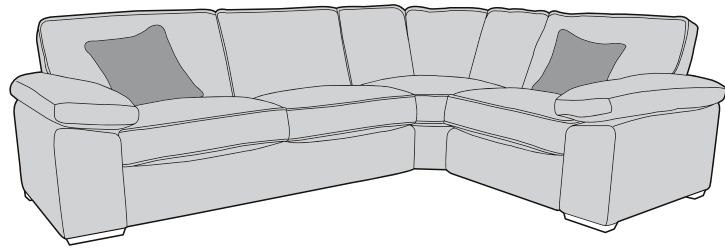
Extra Flex[®]
Soft, Supportive Seating

23/01/2023

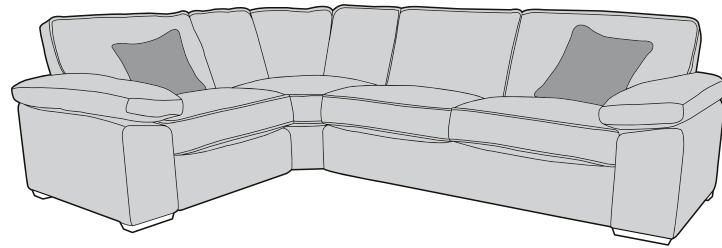
DEXTER COVER GUIDE - STANDARD BACK

Please use this guide when ordering the following pieces to clarify cover options.

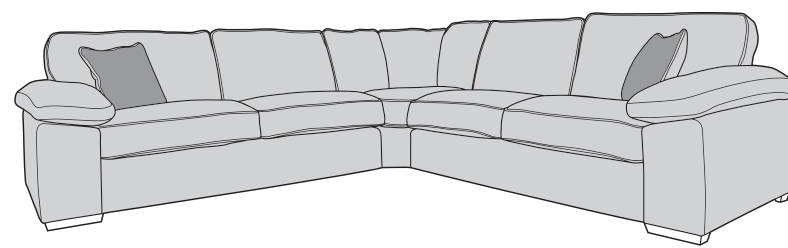
Corner Group: LH2, COR, RH1



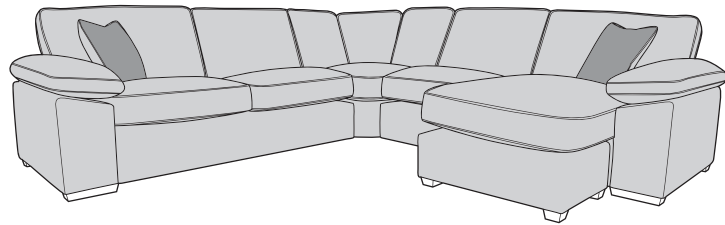
Corner Group: LH1, COR, RH2



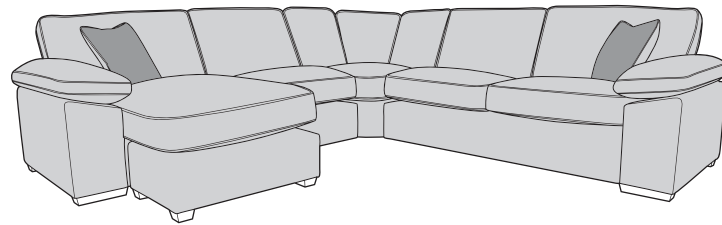
Corner Group: LH2, COR, RH2



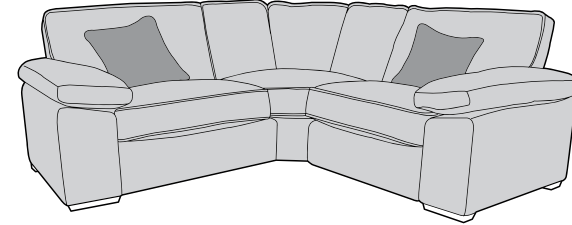
Corner Group: LH2, COR, R2V+VP



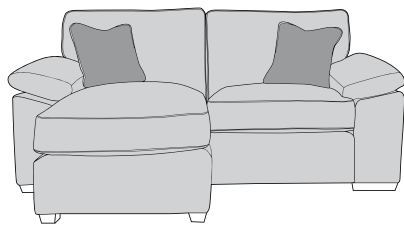
Corner Group: L2V+VP, COR, RH2




Corner Group: LH1, COR, RH1



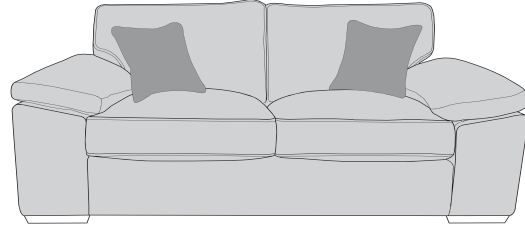
Chaise Sofa: 3RV, RFV



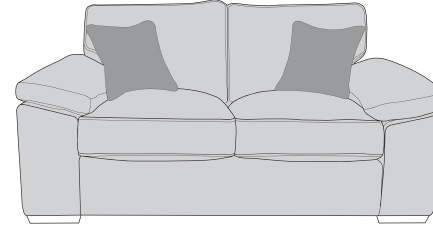
Armless Unit (ALU)



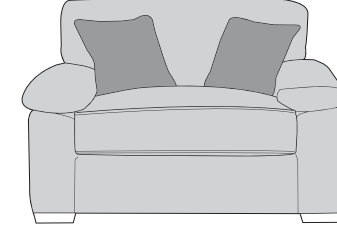
3 Seater Sofa (3ST)



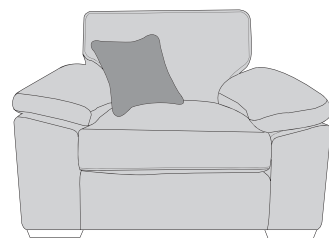
2 Seater Sofa (2ST)



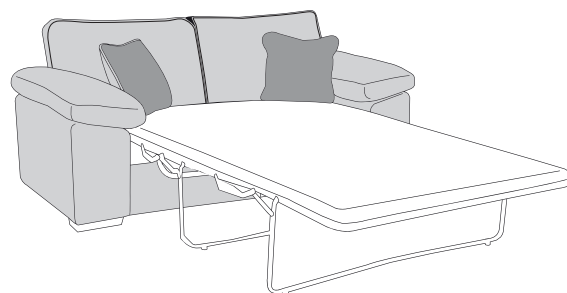
Love Chair (LOV)



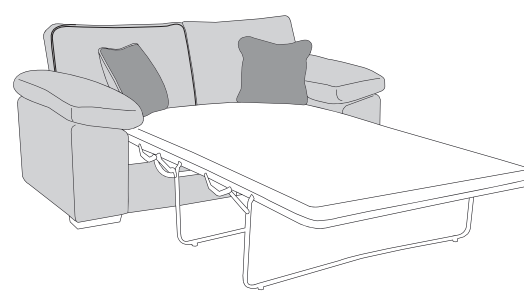
Arm Chair (1ST)



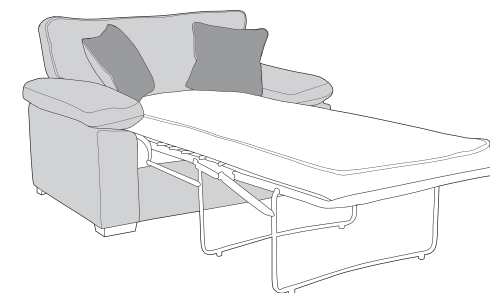
3 Seater Sofa Bed (3SB, 3DB)
(Available in Standard or Deluxe)



2 Seater Sofa Bed (2SB, 2DB)
(Available in Standard or Deluxe)

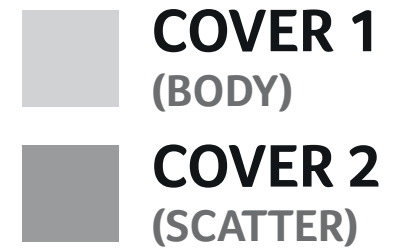
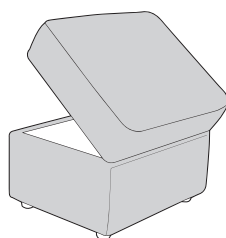


Chair Sofa Bed (1SB, 1DB)
(Available in Standard or Deluxe)

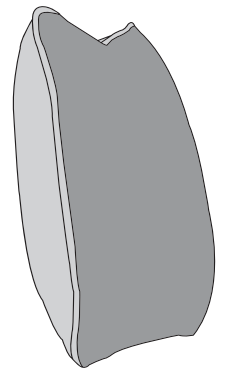


ACCENT PIECES

Storage Footstool F (FSS)



Scatter Cushions



Front = Cover 2
Piping = Cover 1
Back = Cover 1



APPROVED MEMBER



DEXTER DIMENSIONS (CM)

AVAILABLE PIECES	HEIGHT 1	WIDTH 2	DEPTH 3	SEAT HEIGHT 4	SEAT DEPTH 5	SEAT WIDTH 6	ACCESS DIAGONAL 7	OUTBACK HEIGHT 8	ARM HEIGHT 9	WEIGHT (KG)	SCATTER CUSHIONS
LH2, COR, RH2 GROUP	94	293	293	55	58	N/A	N/A	71	66	140.5	2
LH2, COR, RH1 GROUP or LH1, COR, RH2 GROUP	94	293	212	55	58	N/A	N/A	71	66	124.5	2
LH2, COR, R2V+VP GROUP or L2V+VP, COR, RH2 GROUP	94	293	293	55	58/109	N/A	N/A	71	66	148.5	2
LH1, COR, RH1 GROUP	94	212	212	55	58	N/A	N/A	71	66	108.5	2
3V GROUP	94	212	148	55	58/109	147	230	71	66	77	2
LH2/RH2 UNIT	94	189	97	55	58	151	208	71	66	53.5	1
LH1/RH1 UNIT	94	106	97	55	58	73	139	71	66	37.5	1
L2V+VP/R2V+VP UNIT	94	189	148	55	58/109	151	208	71	66	61.5	1
COR - CORNER UNIT	94	106	97	55	58	65	149	71	66	33.5	N/A
ALU - ARMLESS UNIT	94	80	97	55	58	80	122	71	66	21	N/A
SOFA BEDS - STD BACK ONLY											
140CM STANDARD SOFA BED (3SB)	94	206	97	55	58	139	226	71	66	87	2
120CM STANDARD SOFA BED (2SB)	94	185	97	55	58	115	206	71	66	76	2
80CM STANDARD SOFA BED (1SB)	94	135	97	55	58	78	159	71	66	63	2
140CM DELUXE SOFA BED (3DB)	94	206	97	55	58	139	226	71	66	100	2
120CM DELUXE SOFA BED (2DB)	94	185	97	55	58	115	206	71	66	95.5	2
80CM DELUXE SOFA BED (1DB)	94	135	97	55	58	78	159	71	66	82.5	2
OPEN DEPTH OF SOFA BEDS 226CM											
ACCENT PIECES											
STORAGE FOOTSTOOL (FSS)	45	63	50	N/A	N/A	N/A	75	N/A	N/A	12.5	N/A

- * Hardwood & composite board frame.
- * Dowelled, screwed, glued & stapled joinery.
- * Light & Dark Wood foot options.

- * ExtraFlex high comfort seat cushions.
- * Fibre filled backs for added comfort.

- * Serpentine seat & silent wire.
- * Superloop back springs.

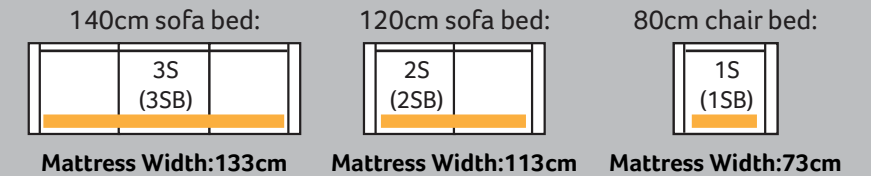
SOFABEDS: 2 SLEEP OPTIONS

STANDARD ACTION & FOAM MATTRESS

A three fold metal action with a sprung 'polyprop' base. Complemented by a high performance foam mattress. For occasional use only.



Mattress Thickness: 6cm
Mattress Length: 185cm
3 fold action is 140Kg total max occupancy weight

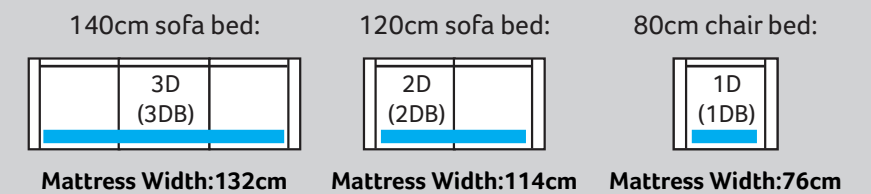


DELUXE ACTION & SPRUNG MATTRESS

A two fold metal action with beech slats. Complemented by a deluxe sprung mattress. For everyday use.

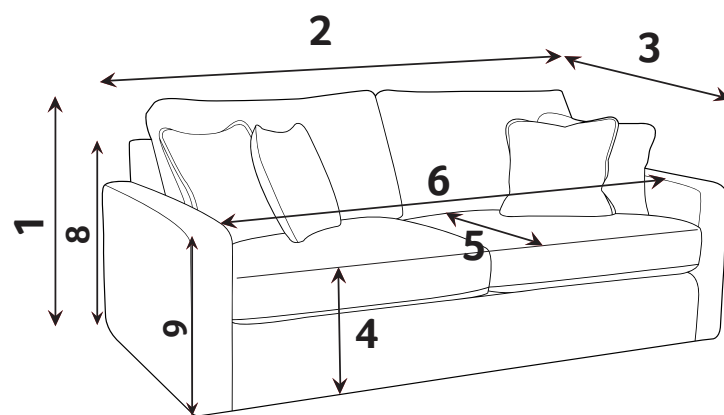


Mattress thickness: 11.5cm
Mattress Length: 183cm
2 fold action is 160Kg total max occupancy weight



Sofa beds available as standard back only

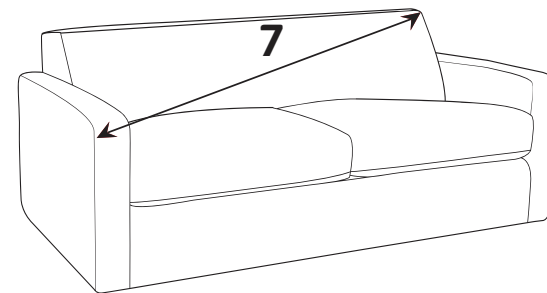
DIMENSION GUIDE



- 1 - HEIGHT
- 2 - WIDTH
- 3 - DEPTH
- 4 - SEAT HEIGHT
- 5 - SEAT DEPTH (STD & PILLOW)
- 6 - SEAT WIDTH
- 7 - DIAGONAL ACCESS
- 8 - OUTBACK HEIGHT
- 9 - ARM HEIGHT

Illustrations used for reference only.

Check the diagonal access dimension to ensure furniture will fit in your home.



Extra Flex®

A high density foam base seat interior with a hand-rolled carded fibre, channelled topper which provides both softness and support.

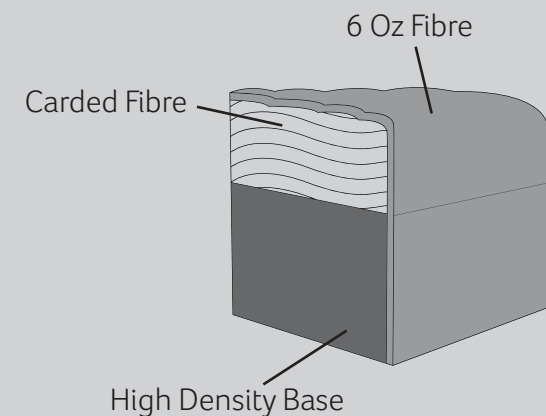
CARE GUIDE

Extraflex seat cushions should be **plumped up on a regular basis** to help maintain the aesthetical appeal of your upholstery, the plumping of cushions is essential to help retain the comfort and softness of any piece of upholstered furniture.

To improve the longevity of your hand-made furniture, we recommend rotating cushions (where applicable).

For further information on maintaining your furniture please refer to the care guide located under the seat platform.

- FOOT OPTIONS:**
- Beech (Light)
 - Mid Oak
 - Brown (dark)





Fairfield Collection

Colours represented are to be used as a guide only.
Please refer to manufacturers swatch for a more accurate colour match.

Please note that colour shadings can vary slightly from each roll of fabric.
We cannot guarantee a precise match to these samples or between cut lengths and upholstered goods.

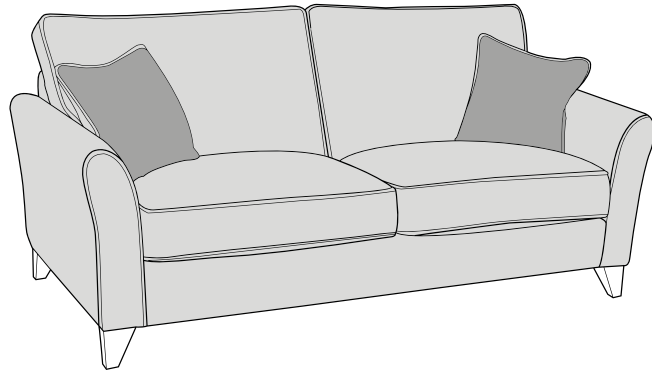
COMFI-FLEX

14/01/2023

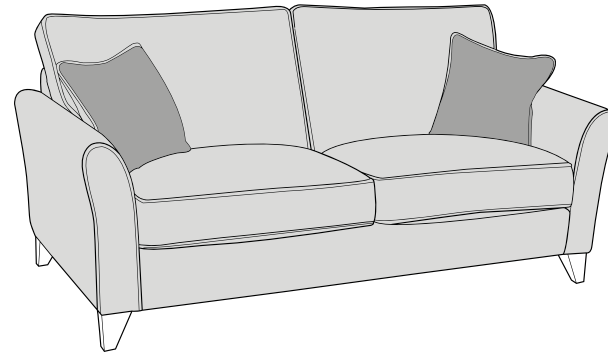
FAIRFIELD COVER GUIDE - STANDARD BACK ONLY

Please use this guide when ordering the following pieces to clarify cover options.

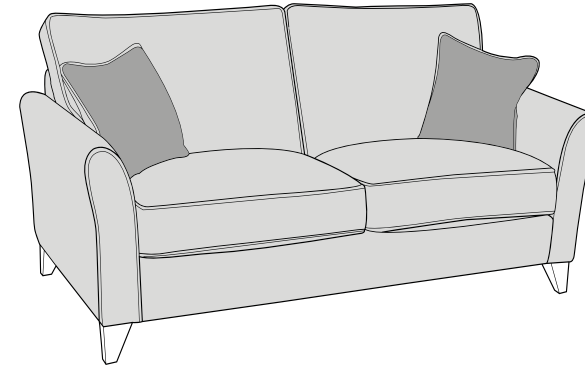
4 Seater Sofa (4ST)




3 Seater sofa (3ST)




2 Seater sofa (2ST)



Love chair (LOV)

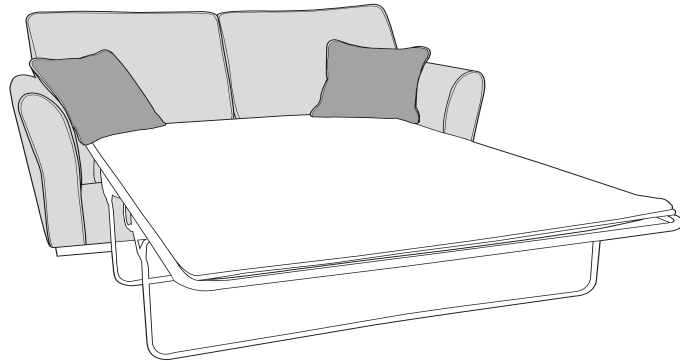


Arm chair (1ST)



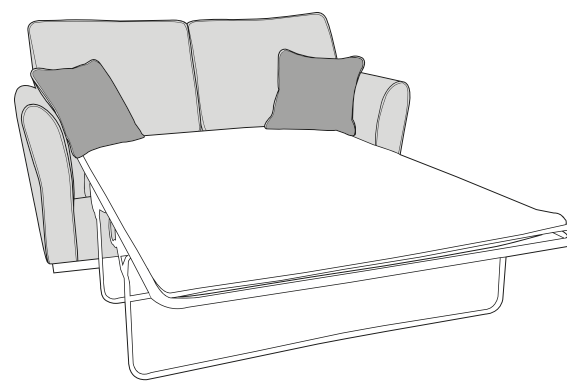
3 Seater Sofa Bed (3SB, 3DB)

(Available in Standard or Deluxe)




2 Seater Sofa Bed (2SB, 2DB)

(Available in Standard or Deluxe)



Chair Sofa Bed (1SB, 1DB)

(Available in Standard or Deluxe)



COVER 1
(BODY)

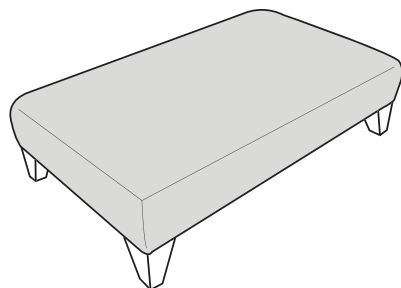
COVER 2
(SCATTER)

Standard Back Scatter Cushions

Front = Cover 2
Piping = Cover 1
Back = Cover 1

SUGGESTED ACCENT PIECE

New Fenton Footstool (FST)



APPROVED MEMBER



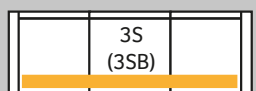
FAIRFIELD DIMENSIONS (CM)

AVAILABLE PIECES	HEIGHT 1	WIDTH 2	DEPTH 3	SEAT HEIGHT 4	SEAT DEPTH 5	SEAT WIDTH 6	ACCESS DIAGONAL 7	OUTBACK HEIGHT 8	ARM HEIGHT 9	WEIGHT (KG)	SCATTER CUSHIONS
4 SEATER SOFA (4ST)	98	222	96	55	55	186	239	72.5	66	58.5	2
3 SEATER SOFA (3ST)	98	197	96	55	55	160	215	72.5	66	55	2
2 SEATER SOFA (2ST)	98	169	96	55	55	134	188	72.5	66	46.5	2
LOVE CHAIR (LOV)	98	126	96	55	55	92	153	72.5	66	39	2
ARM CHAIR (1ST)	98	95	96	55	55	61	131	72.5	66	37	1
SOFA BEDS - STD BACK ONLY											
1SB (80CM SOFA BED) STANDARD	98	126	96	55	55	93	153	72.5	66	54.5	2
1DB (80CM SOFA BED) DELUXE	98	126	96	55	55	93	153	72.5	66	65.5	2
2SB (120CM SOFA BED) STANDARD	98	166	96	55	55	132	188	72.5	66	64	2
2DB (120CM SOFA BED) DELUXE	98	166	96	55	55	132	188	72.5	66	83	2
3SB (140CM SOFA BED) STANDARD	98	185	96	55	55	152	209	72.5	66	70	2
3DB (140CM SOFA BED) DELUXE	98	185	96	55	55	152	209	72.5	66	91.5	2
OPEN DEPTH OF SOFA BEDS 226CM											
SUGGESTED ACCENT PIECE											
NEW FENTON FOOTSTOOL (FST)	30	106	65	N/A	N/A	N/A	117	N/A	N/A	14.5	N/A

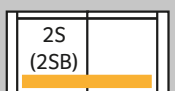
- * Reversible pillow back cushions for durability and comfort.
- * Fibre filled backs for added comfort.
- * Hardwood & composite board frame.
- * Dowelled, screwed, glued & stapled joinery.
- * Comfi-flex patented high resilient foam cushions.

SOFABEDS: 2 SLEEP OPTIONS


STANDARD ACTION & FOAM MATTRESS
 A three fold metal action with a sprung 'polyprop' base. Complemented by a high performance foam mattress. For occasional use only.
Mattress Thickness: 6cm
Mattress Length: 185cm
3 fold action is 140Kg total max occupancy weight



140cm sofa bed: 3S (3SB) Mattress Width:133cm

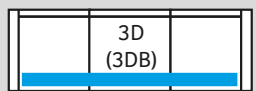


120cm sofa bed: 2S (2SB) Mattress Width:113cm

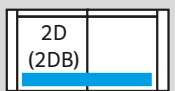


80cm chair bed: 1S (1SB) Mattress Width:73cm


DELUXE ACTION & SPRUNG MATTRESS
 A two fold metal action with beech slats. Complemented by a deluxe sprung mattress. For everyday use.
Mattress thickness: 11.5cm
Mattress Length: 183cm
2 fold action is 160Kg total max occupancy weight



140cm sofa bed: 3D (3DB) Mattress Width:132cm



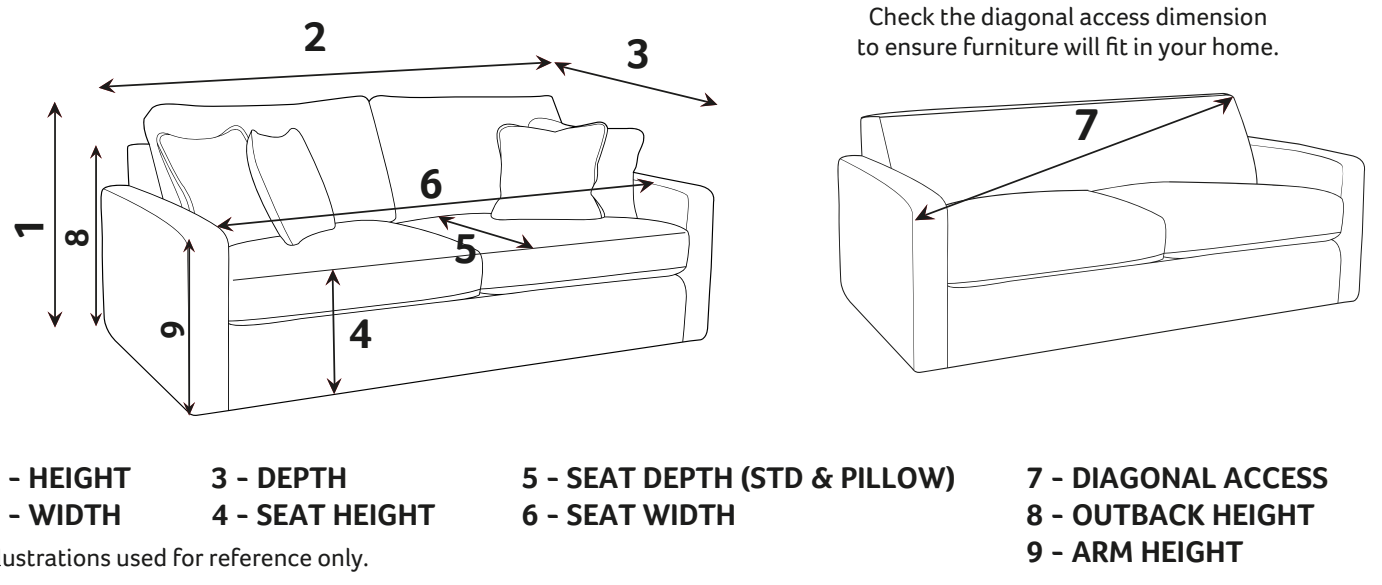
120cm sofa bed: 2D (2DB) Mattress Width:114cm



80cm chair bed: 1D (1DB) Mattress Width:76cm

Sofa beds available as standard back only

DIMENSION GUIDE



COMFI-FLEX CARE GUIDE

100% high-density layered foam, domed for increased shape retention and topped with a soft layer for extra comfort. Comfi-flex is a high-performance luxury seat.

Comfi-flex Seat Cushions don't need to be plumped, but seat covers should be rotated and redressed regularly to realign the seat edges. Rotating seat cushions occasionally will also help to maintain your upholstery. For further information on maintaining your furniture please refer to the care guide located under the seat platform.



Please note : All dimensions are approximate. Allow tolerance of +/- 2.5cm. Weight limits per seat: tested according with BS EN 12520:2010 & BS EN 1022:2005 for general domestic use which are based on persons weighing up to a maximum of 110kg.

Wood is a natural product and will vary in shade/colour from item to item. Feet may require fitting.



Cover 1:
Barley Silver

Cover 2:
Camelia Winter

Cover 3:
Script Grey

Chrome Feet

Fantasia Collection

Colours represented are to be used as a guide only.
Please refer to manufacturers swatch for a more accurate colour match.

Please note that colour shadings can vary slightly from each roll of fabric.
We cannot guarantee a precise match to these samples or between cut lengths and upholstered goods.

Extra Flex[®]
Soft, Supportive Seating


14/0/2021

FANTASIA COVER GUIDE - STANDARD BACK


Please use this guide when ordering the following pieces to clarify cover options.

STANDARD BACK


LH2, RFC, FST (L2, RFC, P) Group



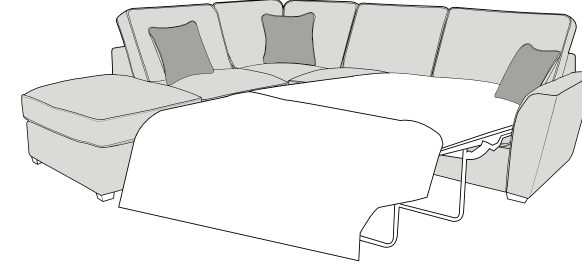
FST, LFC, RH2 (P, LFC, R2) Group



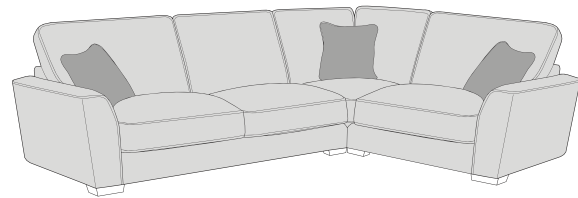
L2S, RFC, FST (L2S, RFC, P) Group



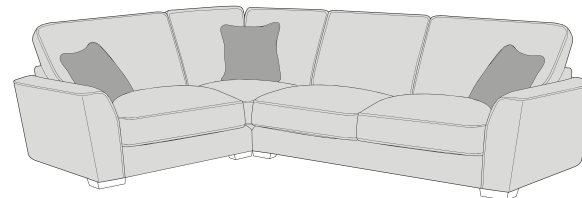
FST, LFC, R2S (P, LFC, R2S) Group



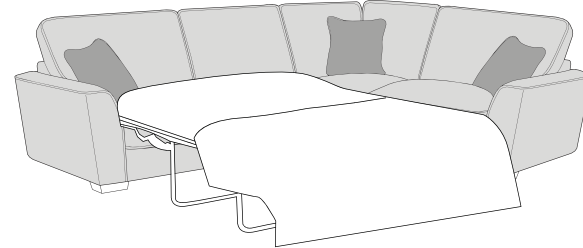
LH2, COR, RH1 (L2, CO, R1) Group



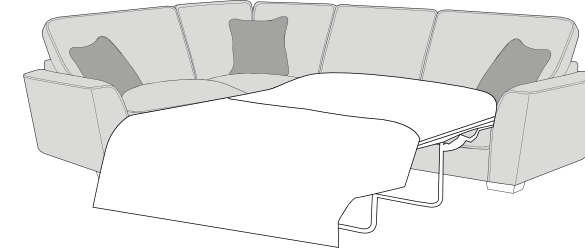
LH1, COR, RH2 (L1, CO, R2) Group



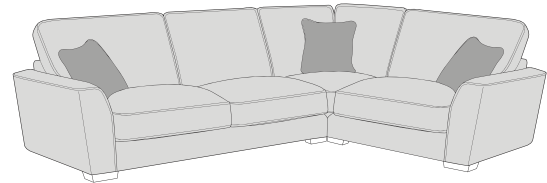
L2S, COR, RH1 (L2S, CO, R1) Group




LH1, COR, R2S (L1, COR, R2S) Group



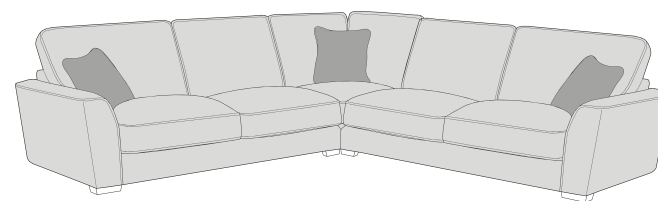
LH2, R2C (L2, R2C) Group




L2C, RH2 (L2C, R2) Group




LH2, COR, RH2 (L2, CO, R2) Group



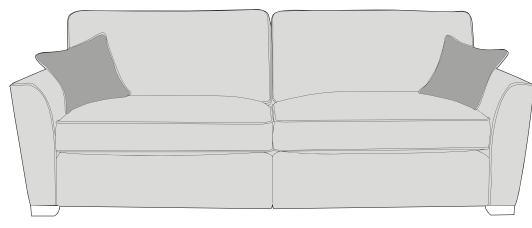
LH1, COR, RH1 (L1, CO, R1) Group



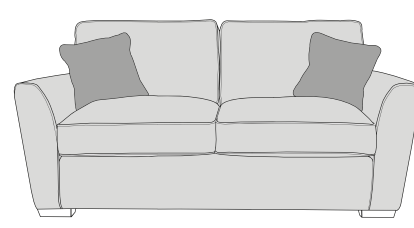
ALU (AU)




4 Seater modular sofa (4MD)




3 Seater sofa (3ST)




2 Seater sofa (2ST)



Love chair (LOV)




Arm chair (1ST)




3 Seater Sofa Bed (3SB, 3DB)

(Available in Standard or Deluxe)



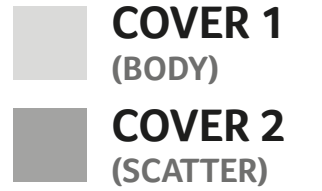
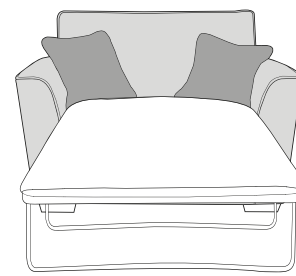
2 Seater Sofa Bed (2SB, 2DB)

(Available in Standard or Deluxe)

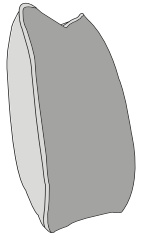


Chair Sofa Bed (1SB, 1DB)

(Available in Standard or Deluxe)



Standard Back Scatter Cushions



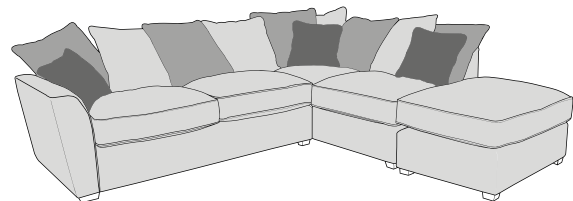
Front = Cover 2
Piping = Cover 1
Back = Cover 1

FANTASIA COVER GUIDE - PILLOW BACK

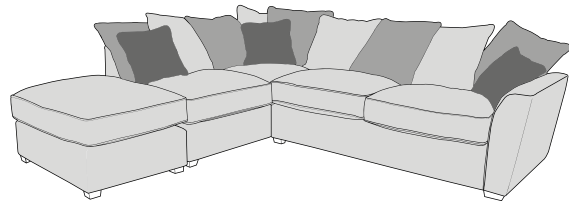
Please use this guide when ordering the following pieces to clarify cover options.

PILLOW BACK

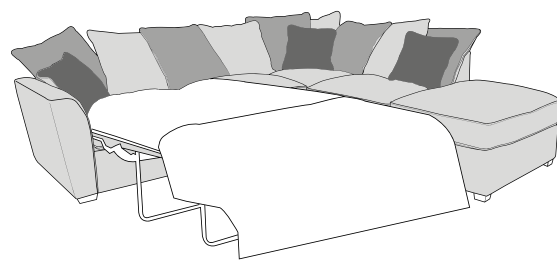
LH2, RFC, FST (L2, RFC, P) Group



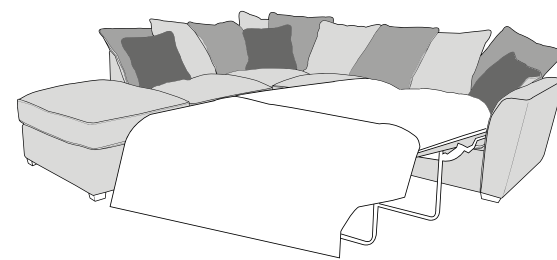
FST, LFC, RH2 (P, LFC, R2) Group



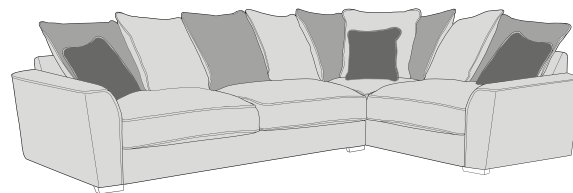
L2S, RFC, FST (L2S, RFC, P) Group




FST, LFC, R2S (P, LFC, R2S) Group



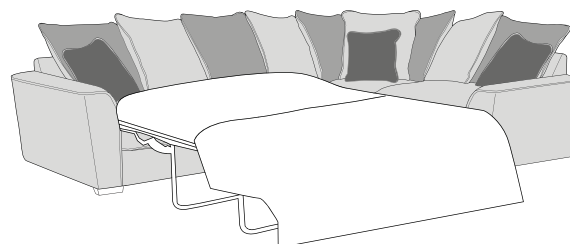
LH2, COR, RH1 (L2, CO, R1) Group




LH1, COR, RH2 (L1, CO, R2) Group



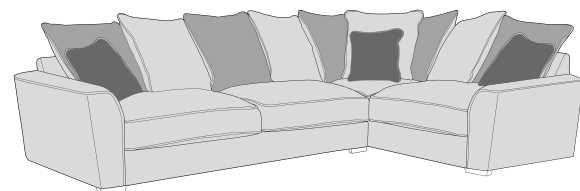
L2S, COR, RH1 (L2S, CO, R1) Group




LH1, COR, R2S (L1, CO, R2S) Group



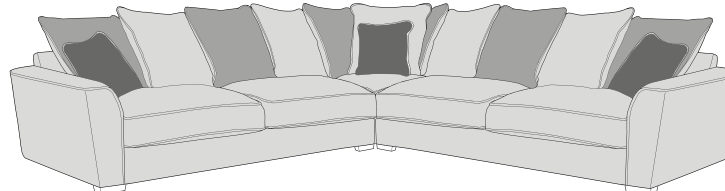
LH2, R2C (L2, R2C) Group




L2C, RH2 (L2C, R2) Group



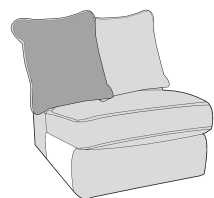
LH2, COR, RH2 (L2, CO, R2) Group



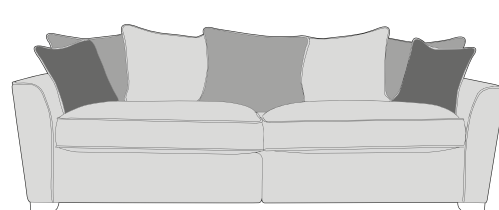
LH1, COR, RH1 (L1, CO, R2) Group



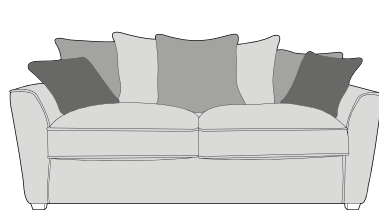
ALU (AU)



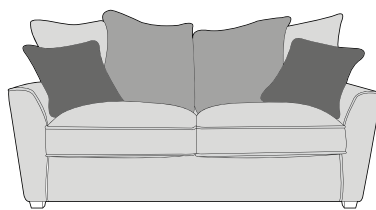
4 Seater modular sofa (4MD)



3 Seater sofa (3ST)

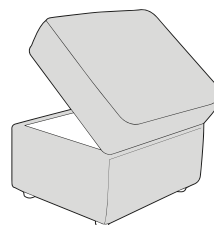


2 Seater sofa (2ST)

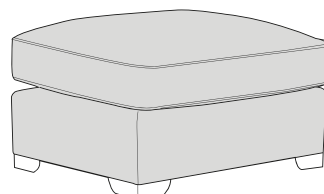




ACCENT PIECES

Storage Footstool (FSS)

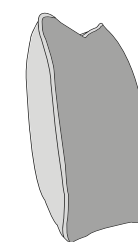


Large Footstool (FST)



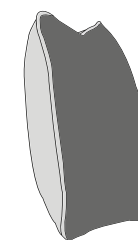
-  **COVER 1**
(BODY)
-  **COVER 2**
(PILLOW)
-  **COVER 3**
(SCATTER)

Pillow Back Cushions



Front = Cover 2
Piping = Cover 1
Back = Cover 1

Pillow Back Scatter Cushions



Front = Cover 3
Piping = Cover 1
Back = Cover 1



FANTASIA DIMENSIONS (CM)

AVAILABLE PIECES	HEIGHT 1	OUTBACK HEIGHT	WIDTH 2	DEPTH 3	ARM HEIGHT	SEAT HEIGHT 4	SEAT DEPTH (STD) 5	SEAT DEPTH (PILLOW) 5	SEAT WIDTH 6	ACCESS DIAGONAL 7	WEIGHT (KG)	PILLOW BACK NUMBER	SCATTER CUSHIONS
LH2, RFC, FST GROUP or FST, LFC, RH2 GROUP	97	73	278	250	68	56	N/A	N/A	N/A	N/A	120	9 (x5 cover 2/x4 cover 1)	3
L2S, RFC, FST GROUP or FST, LFC, R2S GROUP	97	73	250	250	68	56	N/A	N/A	N/A	N/A	128	9 (x5 cover 2/x4 cover 1)	3
LH2, COR, RH1 GROUP or LH1, COR, RH2 GROUP	97	73	278	194	68	56	N/A	N/A	N/A	N/A	111	9 (x5 cover 2/x4 cover 1)	3
L2S, COR, RH1 GROUP or LH1, COR, R2S GROUP	97	73	250	194	68	56	N/A	N/A	N/A	N/A	119	9 (x5 cover 2/x4 cover 1)	3
LH2, R2C GROUP or RH2, L2C GROUP	97	73	278	187	68	56	N/A	N/A	N/A	N/A	96	9 (x5 cover 2/x4 cover 1)	3
LH2, COR, RH2 GROUP	97	73	278	278	68	56	N/A	N/A	N/A	N/A	128	11 (x6 cover 2/x5 cover 1)	3
LH1, COR, RH1 GROUP	97	73	194	194	68	56	N/A	N/A	N/A	N/A	94	7 (x4 cover 2/x3 cover 1)	3
LH2/RH2 UNIT	97	73	185	98	68	56	55	58	164	209	49	4 (x2 cover 2/x2 cover 1)	1
LFC/RFC UNIT	97	73	178	98	68	56	55	58	135	198	53	5 (x3 cover 2/x2 cover 1)	2
L2C/R2C UNIT	97	73	187	98	68	56	55	58	133	207	47	5 (x3 cover 2/x2 cover 1)	2
LH1/RH1 - 1 SEAT ARM UNIT	97	73	104	98	68	56	55	58	80	140	32	2 (x1 cover 2/x1 cover 1)	1
ALU - ARMLESS UNIT	97	73	80	98	68	56	55	58	80	118	21	2 (x1 cover 2/x1 cover 1)	N/A
COR - CORNER UNIT	97	73	93	93	N/A	56	55	58	50	125	30	3 (x2 cover 2/x1 cover 1)	1
L2S/R2S - STD SOFA BED ACTION	97	73	157	98	68	56	55	58	135	185	57	4 (x2 cover 2/x2 cover 1)	1
4ML/4MR UNIT (4MD)	97	73	130	98	68	56	55	58	110	156	36.5	(See 4 seater modular sofa)	1 per piece
4 SEATER MODULAR SOFA (4MD)	97	73	256	98	68	56	55	58	213	274	73	5 (x3 cover 2/x2 cover 1)	2
3 SEATER SOFA (3ST)	97	73	205	98	68	56	55	58	162	223	56	5 (x3 cover 2/x2 cover 1)	2
2 SEATER SOFA (2ST)	97	73	178	98	68	56	55	58	136	198	49	4 (x2 cover 2/x2 cover 1)	2
LOVE CHAIR (LOV)	97	73	135	98	68	56	55	58	90	161	44	N/A	2
ARM CHAIR (1ST)	97	73	105	98	68	56	55	58	60	142	34.5	N/A	1
SOFA BEDS - STD BACK ONLY													
3S (140CM SOFA BED) STANDARD	97	73	194	98	68	56	55	58	148	215	71	N/A	2
2S (120CM SOFA BED) STANDARD	97	73	174	98	68	56	55	58	130	197	67	N/A	2
1S (80CM SOFA BED) STANDARD	97	73	136	98	68	56	55	58	91	167	56	N/A	2
3D (140CM SOFA BED) DELUXE	97	73	194	98	68	56	55	58	148	215	92.5	N/A	2
2D (120CM SOFA BED) DELUXE	97	73	174	98	68	56	55	58	130	197	85	N/A	2
1D (80CM SOFA BED) DELUXE	97	73	136	98	68	56	55	58	91	167	67	N/A	2
OPEN DEPTH OF SOFA BEDS 226CM													
ACCENT PIECES													
STORAGE FOOTSTOOL (FSS)	45	N/A	63	50	N/A	N/A	N/A	N/A	N/A	75	12.5	N/A	N/A
LARGE FOOTSTOOL (FST)	56	N/A	72	98	N/A	N/A	N/A	N/A	N/A	120	18	N/A	N/A

- * Hardwood & composite board frame.
- * Dowelled, screwed, glued & stapled joinery.
- * Chrome & Wood foot options.

- * Fibre filled backs for added comfort.
- * Reversible pillows & back cushions for durability and comfort.
- * Fibre filled scatters included.

- * ExtraFlex high comfort seat cushions.
- * Serpentine seat springs & silent wire.
- * Superloop back springs.

SOFABEDS: 2 SLEEP OPTIONS

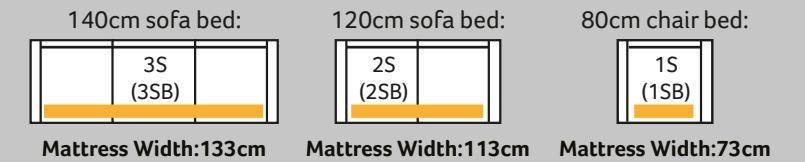
STANDARD ACTION & FOAM MATTRESS

A three fold metal action with a sprung 'polyprop' base. Complemented by a high performance foam mattress. For occasional use only.

Mattress Thickness: 6cm

Mattress Length: 185cm

3 fold action is 140Kg total max occupancy weight



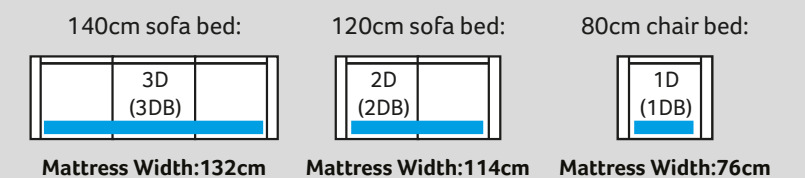
DELUXE ACTION & SPRUNG MATTRESS

A two fold metal action with beech slats. Complemented by a deluxe sprung mattress. For everyday use.

Mattress thickness: 11.5cm

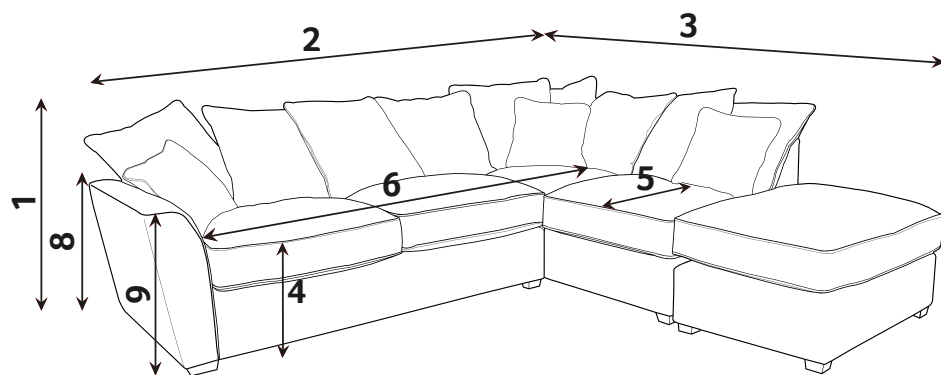
Mattress Length: 183cm

2 fold action is 160Kg total max occupancy weight

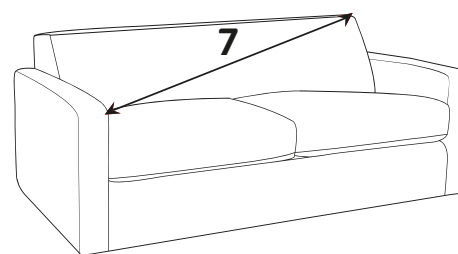


Sofa beds available as standard back only

DIMENSION GUIDE



Check the diagonal access dimension to ensure furniture will fit in your home.



- 1 - HEIGHT
- 2 - WIDTH
- 3 - DEPTH
- 4 - SEAT HEIGHT
- 5 - SEAT DEPTH (STD & PILLOW)
- 6 - SEAT WIDTH
- 7 - DIAGONAL ACCESS
- 8 - OUTBACK HEIGHT
- 9 - ARM HEIGHT

Illustrations used for reference only.

Please note: All dimension are approximate. Allow tolerance of +/- 2.5cm. Depth measurement includes seat cushion overhang.

Extra Flex®

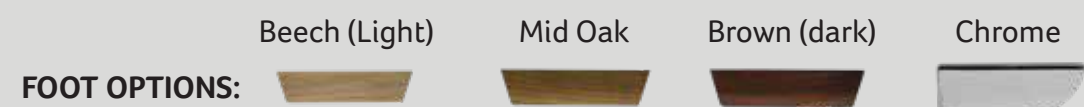
A high density foam base seat interior with a hand-rolled carded fibre, channelled topper which provides both softness and support.

CARE GUIDE

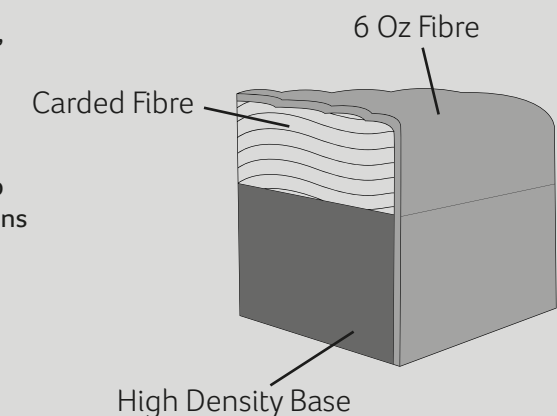
Extraflex seat cushions should be **plumped up on a regular basis** to help maintain the aesthetic appeal of your upholstery, the plumping of cushions is essential to help retain the comfort and softness of any piece of upholstered furniture.

To improve the longevity of your hand-made furniture, we recommend rotating cushions (where applicable).

For further information on maintaining your furniture please refer to the care guide located under the seat platform.



Wood is a natural product and will vary in shade/colour from item to item. Feet may require fitting.





Cover 1:
Sublime Marble

Cover 2:
Beehive Pastel

Cover 3:
Polka Pebble

Chrome feet

Flair Collection

Colours represented are to be used as a guide only.
Please refer to manufacturers swatch for a more accurate colour match.

Please note that colour shadings can vary slightly from each roll of fabric.
We cannot guarantee a precise match to these samples or between cut lengths and upholstered goods.

Extra Flex[®]
Soft, Supportive Seating

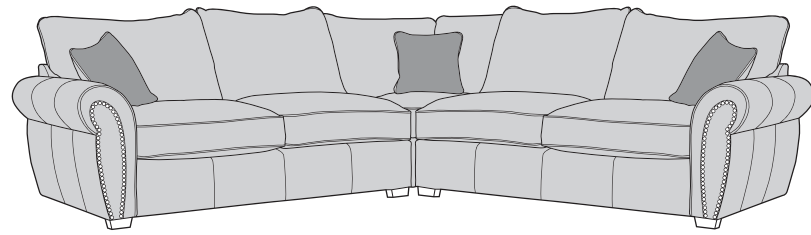
10/06/2021

FLAIR COVER GUIDE: STANDARD BACK

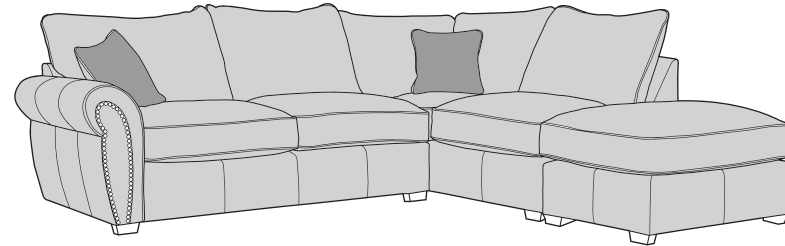
Please use this guide when ordering the following pieces to clarify cover options.

STANDARD BACK - Available with or without studs


LH2, COR, RH2 Corner Group



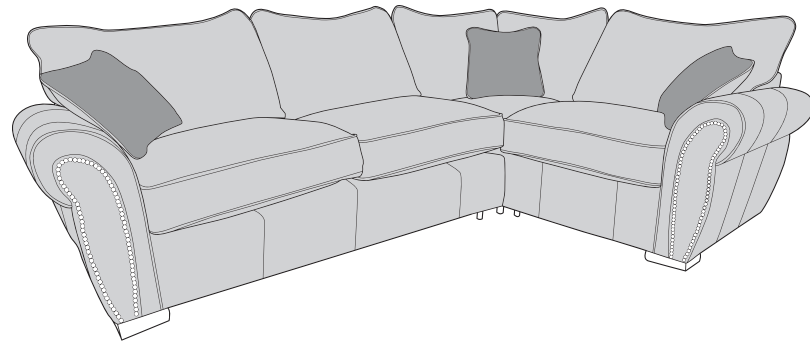
LH2, RFC, FST Corner Group




FST, LFC, RH2 Corner Group



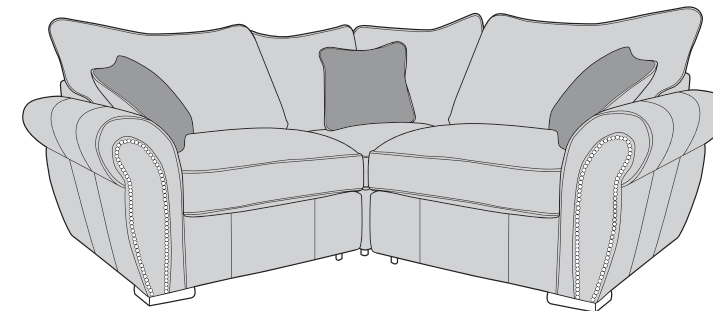
LH2, COR, RH1 Corner Group




LH1, COR, RH2 Corner Group




LH1, COR, RH1 Corner Group




Armless Unit (ALU)




3 Seater Sofa (3ST)



2 Seater Sofa (2ST)

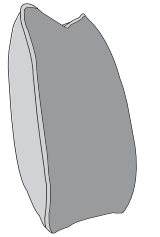


Arm Chair (1ST)



-  **COVER 1**
(BODY)
-  **COVER 2**
(SCATTER)

Standard Back Scatter Cushions



Front = Cover 2
Piping = Cover 1
Back = Cover 1



APPROVED MEMBER




FLAIR COVER GUIDE: PILLOW BACK


Please use this guide when ordering the following pieces to clarify cover options.

PILLOW BACK - Available with or without studs


LH2, COR, RH2 Corner Group




LH2, RFC, FST Corner Group




FST, LFC, RH2 Corner Group




LH2, COR, RH1 Corner Group




LH1, COR, RH2 Corner Group




LH1, COR, RH1 Corner Group




Armless Unit (ALU)






3 Seater Sofa (3ST)

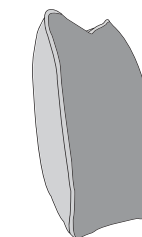


2 Seater Sofa (2ST)



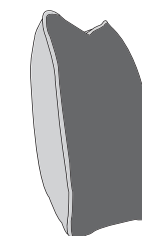
-  **COVER 1**
(BODY)
-  **COVER 2**
(PILLOW)
-  **COVER 3**
(SCATTER)

Pillow Back Cushions



Front = Cover 2
Piping = Cover 1
Back = Cover 1

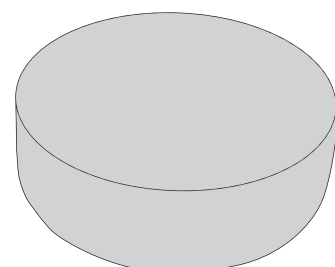
Pillow Back Scatter Cushions



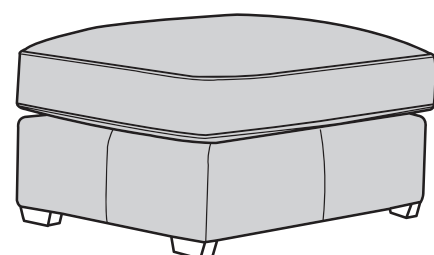
Front = Cover 3
Piping = Cover 1
Back = Cover 1

SUGGESTED ACCENT PIECES

Round Footstool (FST)



Large Footstool P (FST)



FLAIR DIMENSIONS (CM)

AVAILABLE PIECES	HEIGHT 1	WIDTH 2	DEPTH 3	SEAT HEIGHT 4	SEAT DEPTH (STD) 5	SEAT DEPTH (PILLOW) 5	SEAT WIDTH 6	ACCESS DIAGONAL 7	WEIGHT (KG)	PILLOW BACK NO.	SCATTER CUSHION NO.
LH2, COR, RH2 GROUP	95	288	288	55	N/A	N/A	N/A	N/A	129	11 (5 PATTERN, 6 PLAIN)	3
LH2, COR, RH1 GROUP or LH1, COR, RH2 GROUP	95	288	202	55	N/A	N/A	N/A	N/A	111.5	9 (4 PATTERN, 5 PLAIN)	3
LH1, COR, RH1 GROUP	95	202	202	55	N/A	N/A	N/A	N/A	94	7 (3 PATTERN, 4 PLAIN)	3
LH2, RFC, FST GROUP or RH2, LFC, FST GROUP	95	288	246	55	N/A	N/A	N/A	N/A	118.5	9 (3 PATTERN, 6 PLAIN)	2
LH2/RH2 UNIT	95	193	95	55	63	63	163	212	50.5	4 (2 PATTERN, 2 PLAIN)	1
LH1/RH1 UNIT	95	107	95	55	63	63	79	143	33	2 (1 PATTERN, 1 PLAIN)	1
LFC/RFC UNIT	95	177	95	55	63	63	146	198	50	5 (1 PATTERN, 4 PLAIN)	1
COR - CORNER UNIT	95	95	95	55	N/A	N/A	N/A	135	28	3 (1 PATTERN, 2 PLAIN)	1
ALU - ARMLESS UNIT	95	79	95	55	63	63	79	124	30	2 (1 PATTERN, 1 PLAIN)	N/A
LARGE FOOTSTOOL (FST)	55	69	95	N/A	N/A	N/A	N/A	116	18	N/A	N/A
3 SEATER SOFA (3ST)	95	218	95	55	63	63	160	229	61.5	5 (1 PATTERN, 4 PLAIN)	2
2 SEATER SOFA (2ST)	95	190	95	55	63	63	132	204	53	3 (1 PATTERN, 2 PLAIN)	2
ARM CHAIR (1ST)	95	118	95	55	63	63	59	143	39	N/A	1
ACCENT PIECES											
ROUND FOOTSTOOL	33	97	97	N/A	N/A	N/A	N/A	N/A	22	N/A	N/A
STORAGE FOOTSTOOL	45	63	50	N/A	N/A	N/A	N/A	N/A	12.5	N/A	N/A

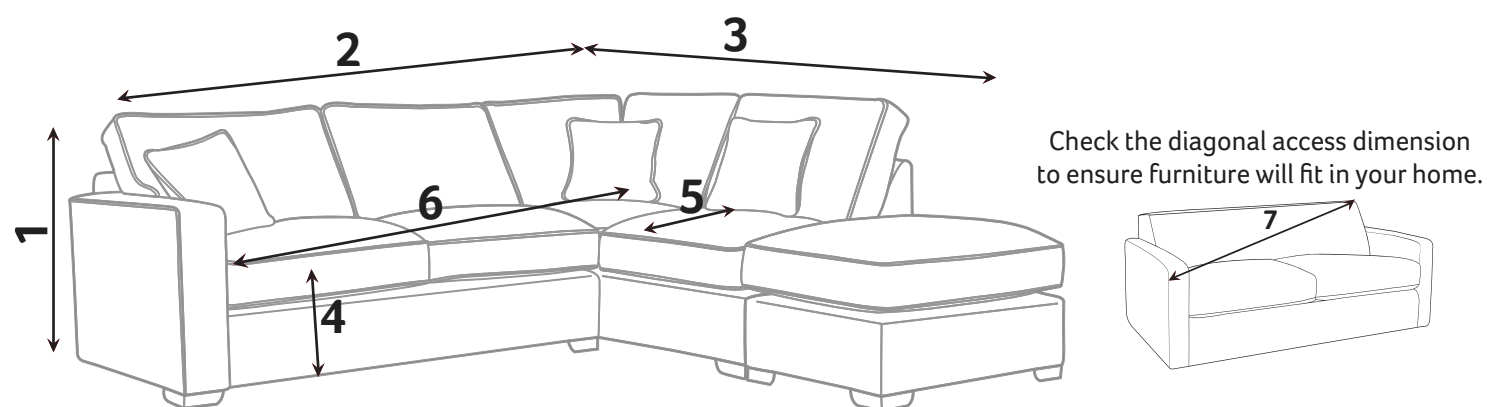


- * Hardwood & composite board frame.
- * Dowelled, screwed, glued & stapled joinery.
- * Chrome & Wood foot options.

- * Available with Pillow or Standard back cushions.
- * Extraflex high comfort seat cushions.
- * Fibre filled backs for added comfort.

- * Serpentine seat springs & silent wire.
- * Superloop back springs

DIMENSION GUIDE



- 1 - HEIGHT
- 2 - WIDTH
- 3 - DEPTH
- 4 - SEAT HEIGHT
- 5 - SEAT DEPTH (STD & PILLOW)
- 6 - SEAT WIDTH
- 7 - DIAGONAL ACCESS

Illustrations used for reference only.

Extra Flex®

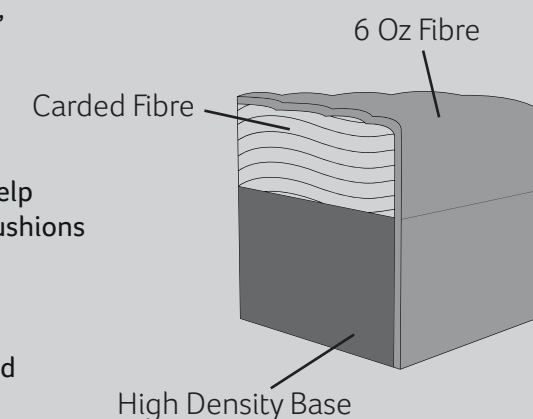
A high density foam base seat interior with a hand-rolled carded fibre, channelled topper which provides both softness and support.

CARE GUIDE

Extraflex seat cushions should be **plumped up on a regular basis** to help maintain the aesthetical appeal of your upholstery, the plumping of cushions is essential to help retain the comfort and softness of any piece of upholstered furniture.

To improve the longevity of your hand-made furniture, we recommend rotating cushions (where applicable).

For further information on maintaining your furniture please refer to the care guide located under the seat platform.



Beech (light) Antique (dark) Chrome

FOOT OPTIONS:





Cover 2:
Whimsical Bronze

Cover 3:
Galaxy Bronze

Cover 1:
Titus Truffle

Dark wood feet

Florence Collection

Colours represented are to be used as a guide only.
Please refer to manufacturers swatch for a more accurate colour match.

Please note that colour shadings can vary slightly from each roll of fabric.
We cannot guarantee a precise match to these samples or between cut lengths and upholstered goods.

foamflex™
Award Winning Seating Technology

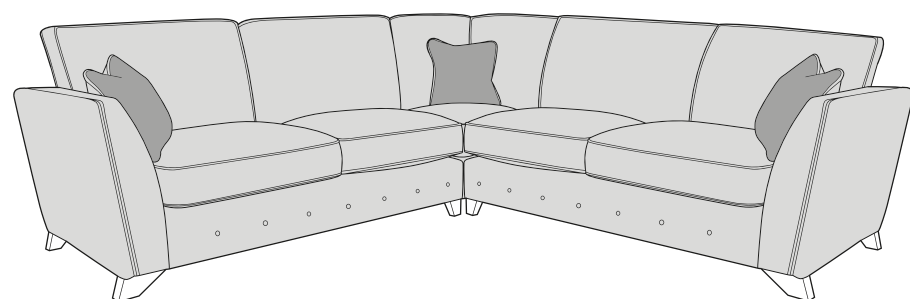
19/04/2022

FLORENCE COVER GUIDE - STANDARD BACK

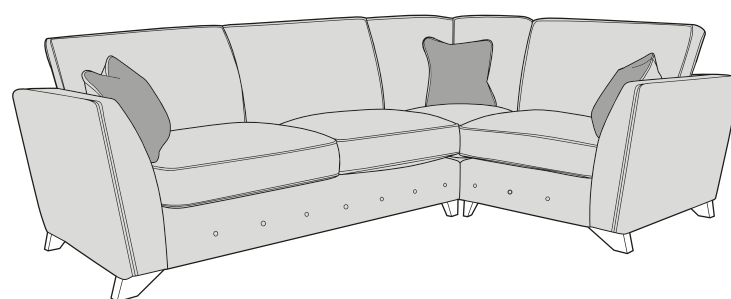
Please use this guide when ordering the following pieces to clarify cover options.

STANDARD BACK

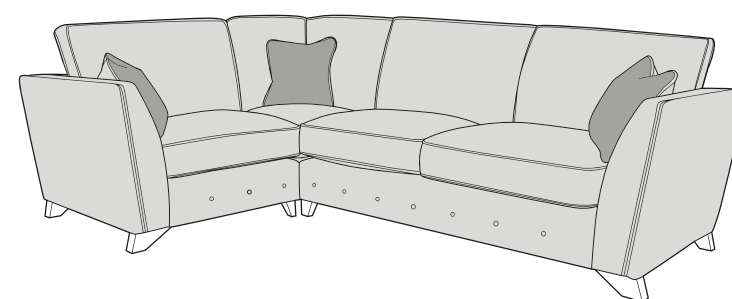
Corner Group: (LH2.COR, RH2)



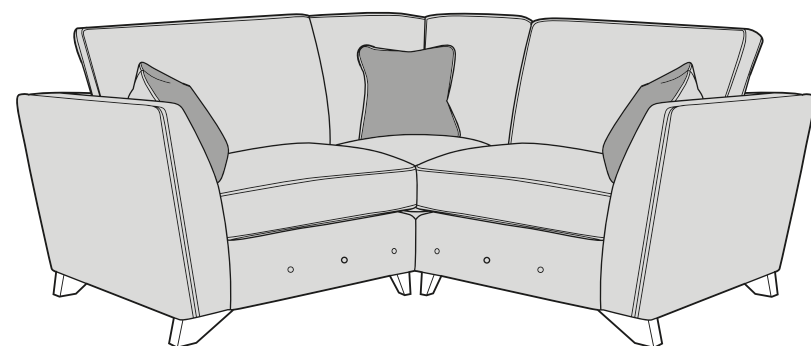
Corner Group: LH2, COR, RH1




Corner Group: LH1, COR, RH2



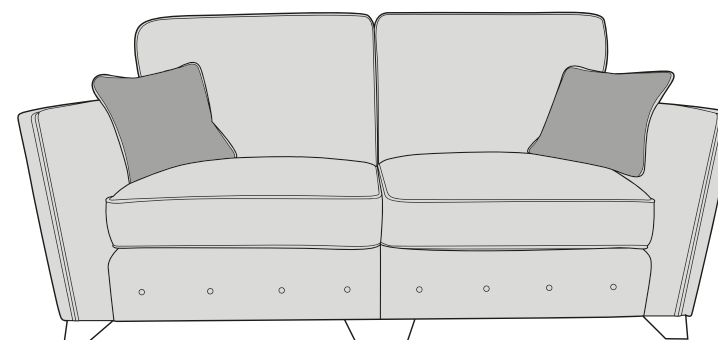
Corner Group: LH1, COR, RH1



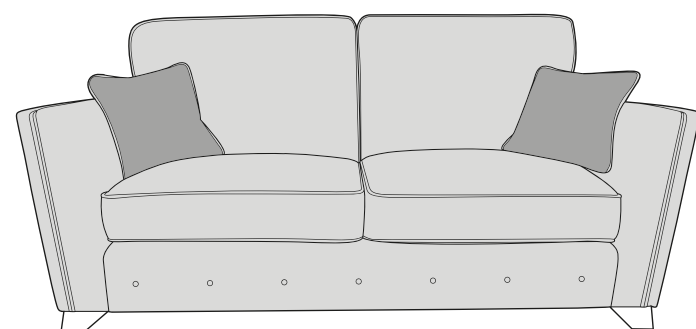
Armless Unit (ALU)



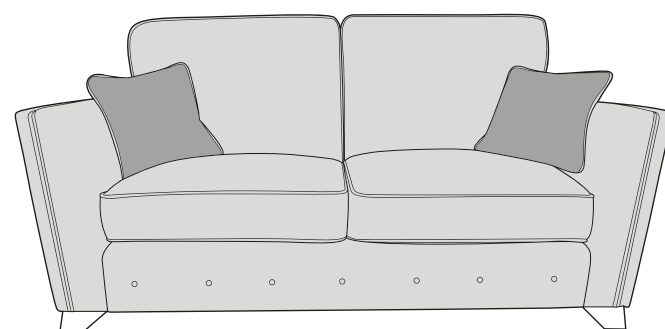
4 Seater Modular (4MD)



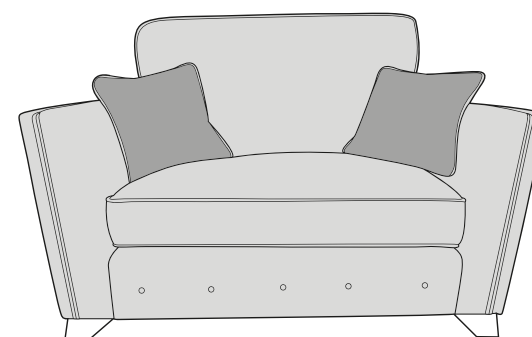
3 Seater Sofa (3ST)




2 Seater Sofa (2ST)





Love Chair (LOV)



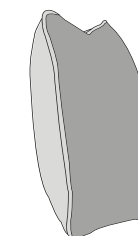
Armchair (1ST)



 **COVER 1**
(BODY)

 **COVER 2**
(SCATTER)

Standard Back
Scatter Cushions



Front = Cover 2
Piping = Cover 1
Back = Cover 1


BFM
BRITISH FURNITURE
MANUFACTURERS
APPROVED MEMBER

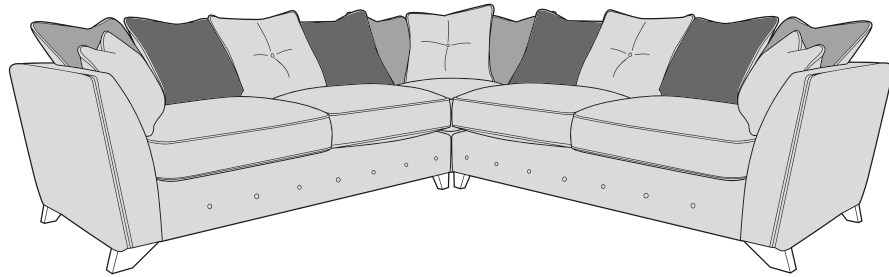

ACID
ANTI COPYING IN DESIGN

FLORENCE COVER GUIDE - PILLOW BACK

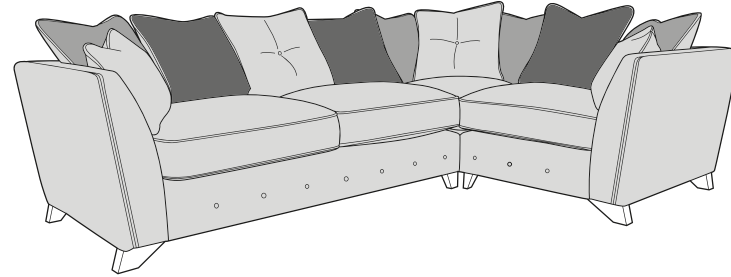
Please use this guide when ordering the following pieces to clarify cover options.

PILLOW BACK

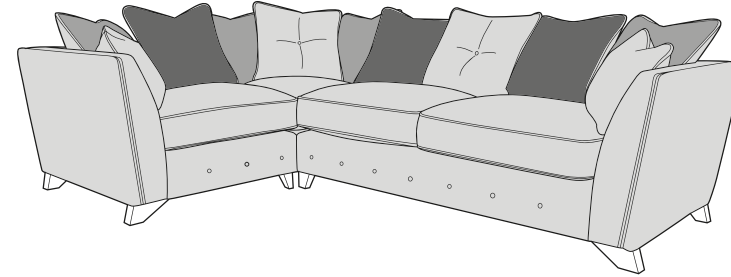
Corner Group: LH2, COR, RH2



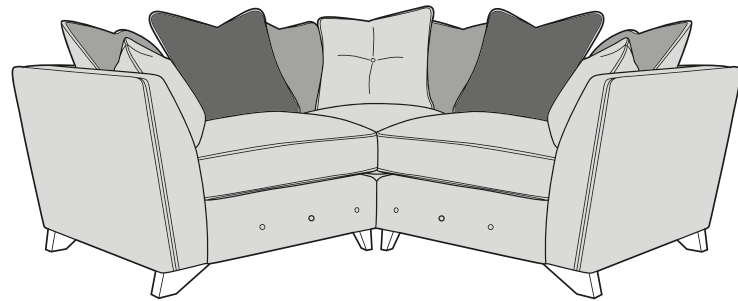
Corner Group: LH2, COR, RH1




Corner Group: LH1, COR, RH2



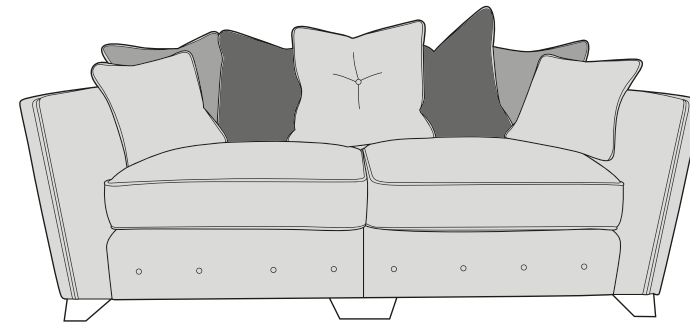
Corner Group: LH1, COR, RH1



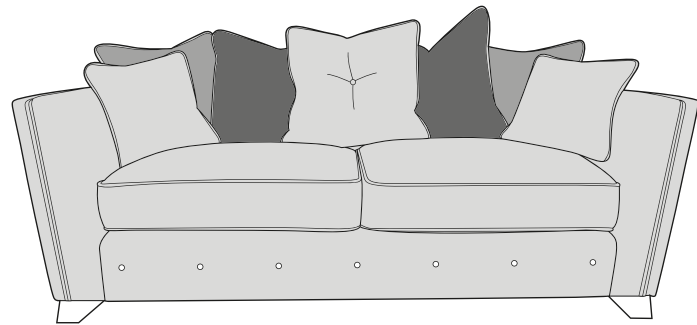
Armless Unit (ALU)



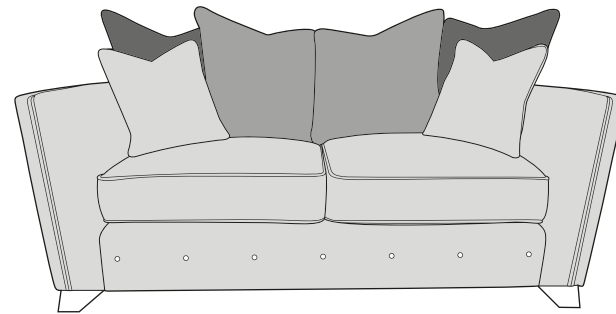
4 Seater Modular Sofa (4MD)






3 Seater Sofa (3ST)

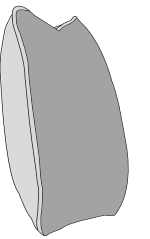


2 Seater Sofa (2ST)




-  **COVER 1**
(BODY)
-  **COVER 2**
(PILLOW)
-  **COVER 3**
(SCATTER)

Pillow Back Cushions



Front = Cover 2
Piping = Cover 1
Back = Cover 1


Pillow Back Scatter Cushions



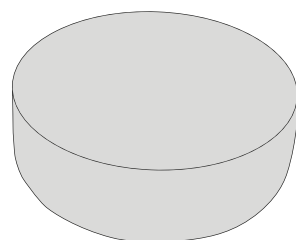
Front = Cover 3
Piping = Cover 1
Back = Cover 1

SUGGESTED ACCENT PIECES

Pandora Accent Chair (ACH)



Vesper Round Footstool (FST)



FLORENCE DIMENSIONS (CM)

AVAILABLE PIECES	HEIGHT 1	WIDTH 2	DEPTH 3	SEAT HEIGHT 4	SEAT DEPTH (STD) 5	SEAT DEPTH (PIL) 5	SEAT WIDTH 6	ACCESS DIAGONAL 7	OUTBACK HEIGHT 8	ARM HEIGHT 9	WEIGHT (KG)	PILLOW BACK NUMBER	SCATTER CUSHIONS
LH2, COR, RH2 CORNER GROUP	97	286	286	55	57	54	N/A	N/A	74	74	134	11 (x3 cover 1 / x4 cover 2 / x4 cover 3)	2 (PIL Back) 3 (STD Back)
LH2, COR, RH1 CORNER GROUP or LH1, COR, RH2 CORNER GROUP	97	286	200	55	57	54	N/A	N/A	74	74	116	9 (x2 cover 1 / x4 cover 2 / x3 cover 3)	2 (PIL Back) 3 (STD Back)
LH1, COR, RH1 CORNER GROUP	97	200	200	55	57	54	N/A	N/A	74	74	94	7 (x1 cover 1 / x4 cover 2 / x2 cover 3)	2 (PIL Back) 3 (STD Back)
LH2/RH2 UNIT	97	189	97	55	57	54	169	212	74	74	52	4 (x1 cover 1 / x1 cover 2 / x2 cover 3)	1
LH1/RH1 UNIT	97	103	97	55	57	54	83	141	74	74	34	2 (x1 cover 2 / x1 cover 3)	1
CORNER UNIT (COR)	97	97	97	55	57	54	N/A	137	74	N/A	30	3 (x1 cover 1 / x2 cover 2)	1 (STD Back)
ARMLESS UNIT (ALU)	97	80	97	55	57	54	N/A	125	74	N/A	25	2 (x1 cover 1 / x1 cover 3)	N/A
4ML/4MR UNIT	97	132	97	55	57	54	111	164	74	74	41	3 (x1 cover 1 / x1 cover 2 / x1 cover 3) and 2 (x1 cover 2 / x 1 cover 3)	1
4 SEATER MODULAR SOFA (4MD)	97	264	97	55	57	54	222	281	74	74	82	5 (x1 cover 1 / x2 cover 2 / x2 cover 3)	2
3 SEATER SOFA (3ST)	97	210	97	55	57	54	170	230	74	74	71	5 (x1 cover 1 / x2 cover 2 / x2 cover 3)	2
2 SEATER SOFA (2ST)	97	186	97	55	57	54	143	210	74	74	66	4 (x2 cover 2 / x2 cover 3)	2
LOVE CHAIR (LOV)	97	142	97	55	57	54	99	172	74	74	59	N/A	2
ARMCHAIR (1ST)	97	109	97	55	57	54	69	146	74	74	50	N/A	1
ACCENT PIECES													
PANDORA ACCENT CHAIR (ACH)	111	82	102	43	48	N/A	60	127	N/A	45	37	N/A	1 BOLSTER
VESPER ROUND FOOTSTOOL (FST)	33	97	97	N/A	N/A	N/A	N/A	N/A	N/A	N/A	22	N/A	N/A

* Hardwood & composite board frame.

* Dowelled, screwed, glued & stapled joinery.

* Light, Dark & Grey Ash Wood foot options.

* Feather filled scatter cushions included. 

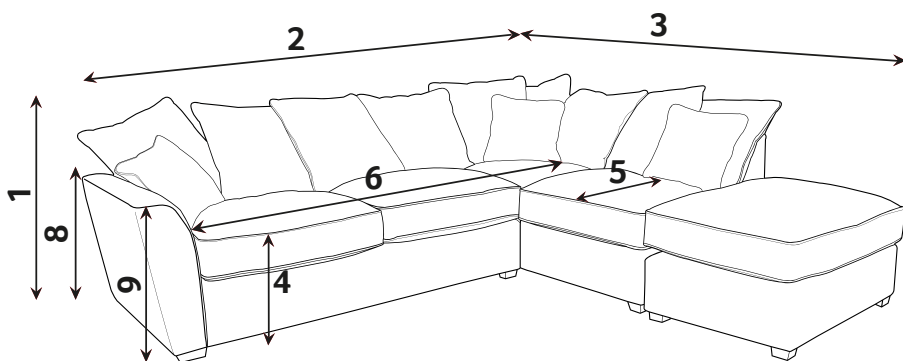
* Award winning foamflex seat interior with 5 year guarantee.

* Fibre filled backs for added comfort.

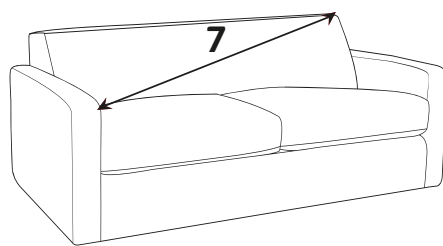
* Serpentine seat springs & silent wire.

* Elasticated back webbing.

DIMENSION GUIDE



Check the diagonal access dimension to ensure furniture will fit in your home.



- 1 - HEIGHT
- 2 - WIDTH
- 3 - DEPTH
- 4 - SEAT HEIGHT
- 5 - SEAT DEPTH (STD & PILLOW)
- 6 - SEAT WIDTH
- 7 - DIAGONAL ACCESS
- 8 - OUTBACK HEIGHT
- 9 - ARM HEIGHT

Illustrations used for reference only.

Please note : All dimension are approximate. Allow tolerance of +/- 2.5cm.

foamflex™

Our new expertly engineered foam seat interior gives you the comfort of fibre with the retention of foam. Our foamflex seat interiors have been granted the FIRA GOLD Award, a mark of quality under-pinning all necessary testing of the product materials, design and production techniques.

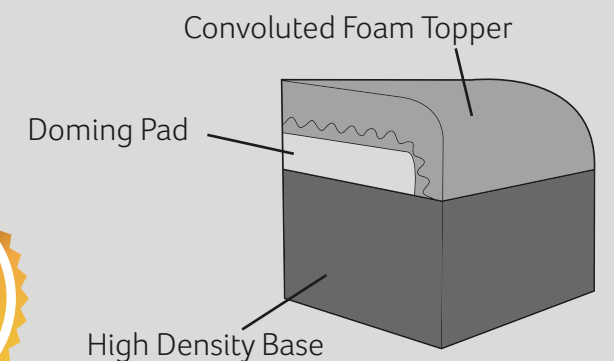
CARE GUIDE

To improve the longevity of your hand-made furniture, we recommend rotating cushions (where applicable).

For further information on maintaining your furniture, please refer to the Care Guide located under the seat platform.



Our foamflex seat interiors have been granted the FIRA GOLD Award, a mark of quality under-pinning all necessary testing of the product materials, design and production techniques.



FOOT OPTIONS:

Wood is a natural product and will vary in shade/colour from item to item. Feet may require fitting.





Cover 1:
Villa Anthracite

Cover 2:
Noelle Black

Cover 3:
Pucker Silver

Chrome Trim

Hadley Collection

Ultimate-Flex

Colours represented are to be used as a guide only.
Please refer to manufacturers swatch for a more accurate colour match.

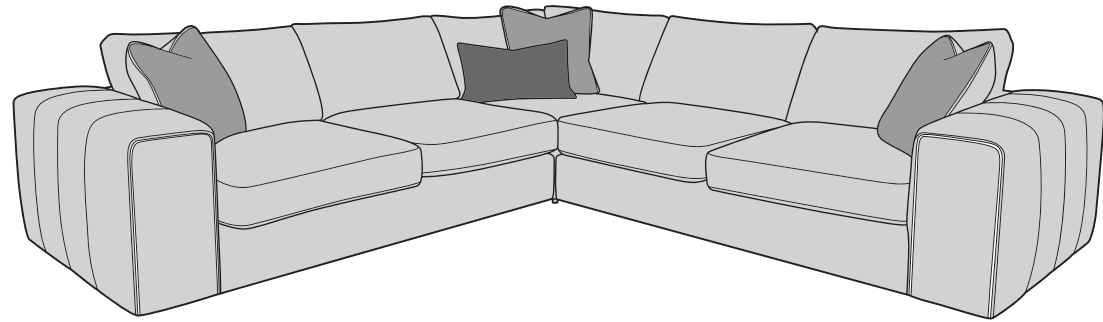
Please note that colour shadings can vary slightly from each roll of fabric.
We cannot guarantee a precise match to these samples or between cut lengths and upholstered goods.

16/02/2023

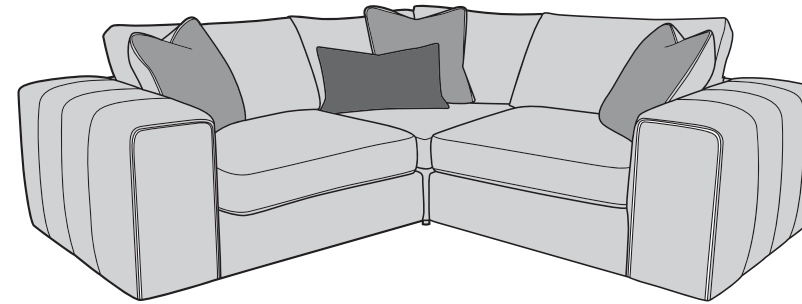
HADLEY COVER GUIDE: STANDARD BACK ONLY

Please use this guide when ordering the following pieces to clarify cover options.


Corner Group (LH2,COR,RH2)




Corner Group (LH1,COR,RH1)



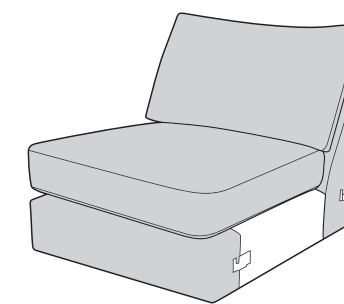
Corner Group (LH2,COR,RH1)




Corner Group (LH1,COR,RH2)




Armless Unit (ALU)




3 Seater Sofa (3ST)






2 Seater Sofa (2ST)

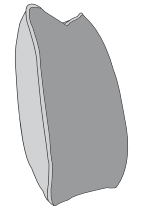


Love Chair (LOV)




-  **COVER 1**
(BODY)
-  **COVER 2**
(SCATTER)
-  **COVER 3**
(BOLSTER)

Scatter Cushions



Front = Cover 2
Piping = Cover 1
Back = Cover 1


Bolster Cushion



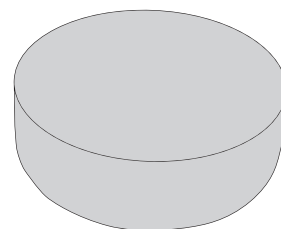
Front = Cover 3
Back = Cover 3

SUGGESTED ACCENT PIECES

Nora Accent Chair (ACH)



Arc Round Footstool (FST)



HADLEY DIMENSIONS (CM)

AVAILABLE PIECES	HEIGHT 1	WIDTH 2	DEPTH 3	SEAT HEIGHT 4	SEAT DEPTH 5	SEAT WIDTH 6	ACCESS DIAGONAL 7	OUTBACK HEIGHT 8	ARM HEIGHT 9	WEIGHT (KG)	SCATTER CUSHION NO.
LH2, COR, RH2 CORNER GROUP	79	288	288	41	69	N/A	N/A	61	61	143.5	3 SCATTERS + 1 BOLSTER
LH2, COR, RH1 CORNER GROUP or LH1, COR, RH2 CORNER GROUP	79	288	213	41	69	N/A	N/A	61	61	128	3 SCATTERS + 1 BOLSTER
LH1, COR, RH1 CORNER GROUP	79	213	213	41	69	N/A	N/A	61	61	112.5	3 SCATTERS + 1 BOLSTER
LH2 / RH2 UNIT	79	184	111	41	69	151	212	61	61	55.5	1 SCATTER
LH1 / RH1 UNIT	79	109	111	41	69	76	149	61	61	40	1 SCATTER
CORNER UNIT (COR)	79	104	104	41	65	N/A	147	61	N/A	32.5	1 SCATTER + 1 BOLSTER
ARMLESS UNIT (ALU)	79	79	111	41	69	N/A	134	61	N/A	23	N/A
3 SEATER SOFA (3ST)	79	214	111	41	69	149	232	61	61	70	2 SCATTERS
2 SEATER SOFA (2ST)	79	194	111	41	69	129	216	61	61	64	2 SCATTERS
LOVE CHAIR (LOV)	79	151	111	41	69	88	180	61	61	59	2 SCATTERS
ACCENT PIECES											
NORA ACCENT CHAIR	75	82	85	45	61	47	93	N/A	67	18.5	1
ARC ROUND FOOTSTOOL (FST)	33	97	97	N/A	N/A	N/A	N/A	N/A	N/A	22	N/A

* Hardwood & composite board frame.

* Fibre filled back cushions for added comfort.

* Serpentine seat springs & silent wire.

* Dowelled, screwed, glued & stapled joinery.

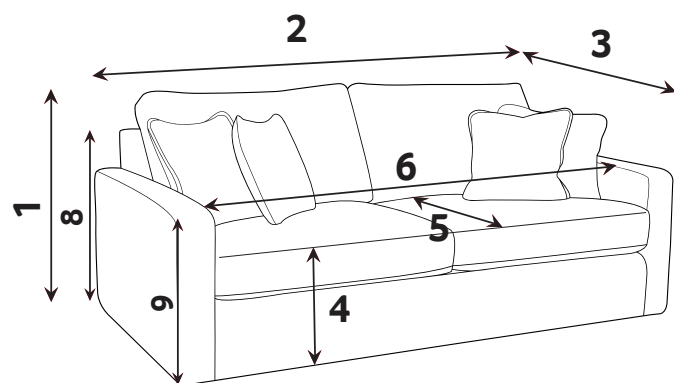
* Reversible Ultimateflex seat cushions.

* Elasticated back webbing.

* Available with or without Gold / Chrome / Black trim

* Feather filled scatters and bolsters included. 

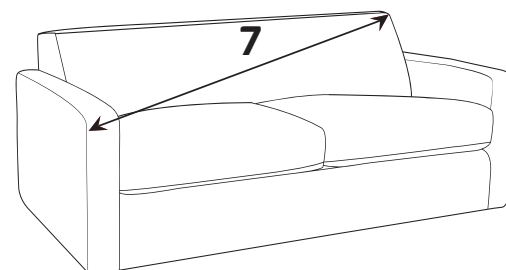
DIMENSION GUIDE



- 1 - HEIGHT
- 2 - WIDTH
- 3 - DEPTH
- 4 - SEAT HEIGHT
- 5 - SEAT DEPTH (STD & PILLOW)
- 6 - SEAT WIDTH
- 7 - DIAGONAL ACCESS
- 8 - OUTBACK HEIGHT
- 9 - ARM HEIGHT

Illustrations used for reference only.

Check the diagonal access dimension to ensure furniture will fit in your home.



Ultimate-Flex

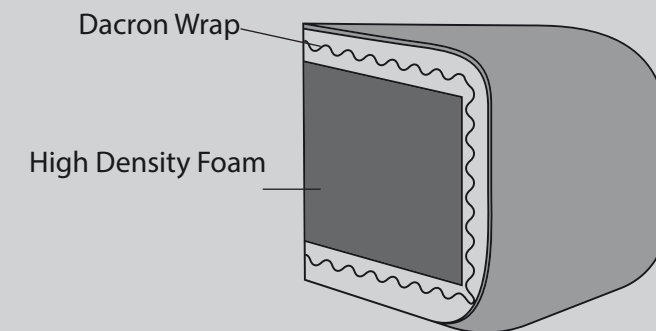
A high loft, high density foam inner seat interior surrounded by a dacron wrap that provides both comfort and support.

CARE GUIDE

Ultimate-Flex seat cushions should be plumped up on a regular basis to help maintain the aesthetic appeal of your upholstery, the plumping of cushions is essential to help retain the comfort and softness of any piece of upholstered furniture.

Ultimate-Flex seat cushions are fully reversible therefore to improve the longevity of your hand-made furniture, we recommend flipping cushions often.

For further information on maintaining your furniture please refer to the care guide





Cover 1:
Pisa Marble

Cover 2:
Regent Ocean

Cover 3:
Angelo Gold

Cover 4:
Whimsical Gold

Gold Piping

Gold Feet

Harlow Collection

Extra Flex[®]
Soft, Supportive Seating

Colours represented are to be used as a guide only.
Please refer to manufacturers swatch for a more accurate colour match.


Please note that colour shadings can vary slightly from each roll of fabric.
We cannot guarantee a precise match to these samples or between cut lengths and upholstered goods.

17/01/2023

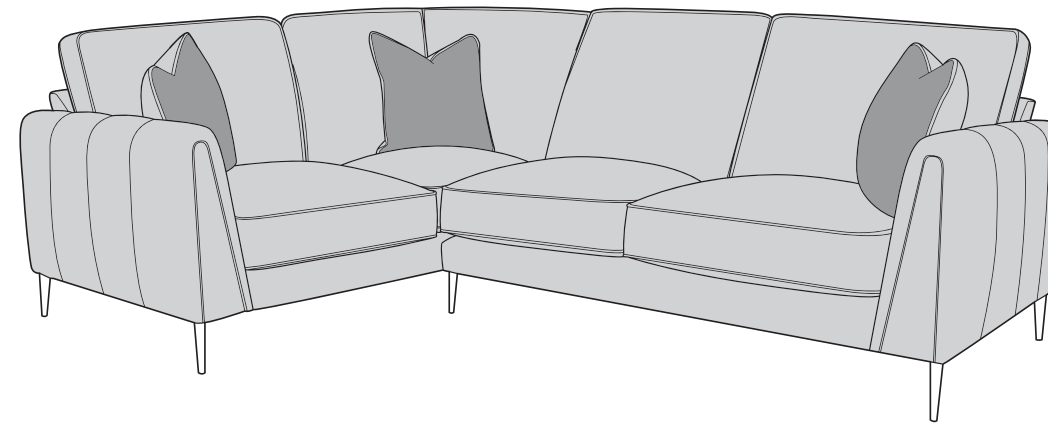
HARLOW COVER GUIDE: STANDARD BACK

Please use this guide when ordering the following pieces to clarify cover options.

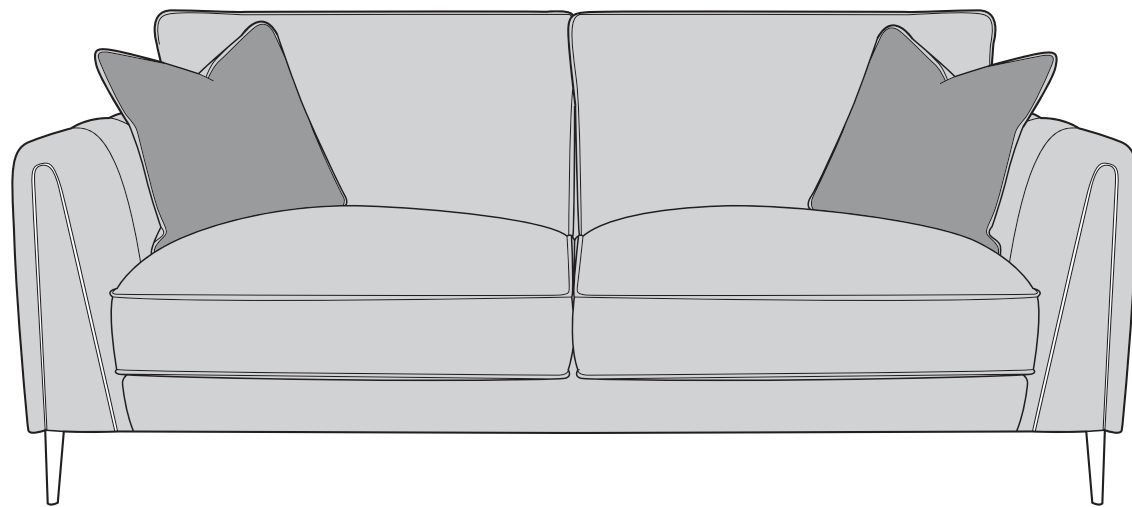
Corner Group: LH2, R2C



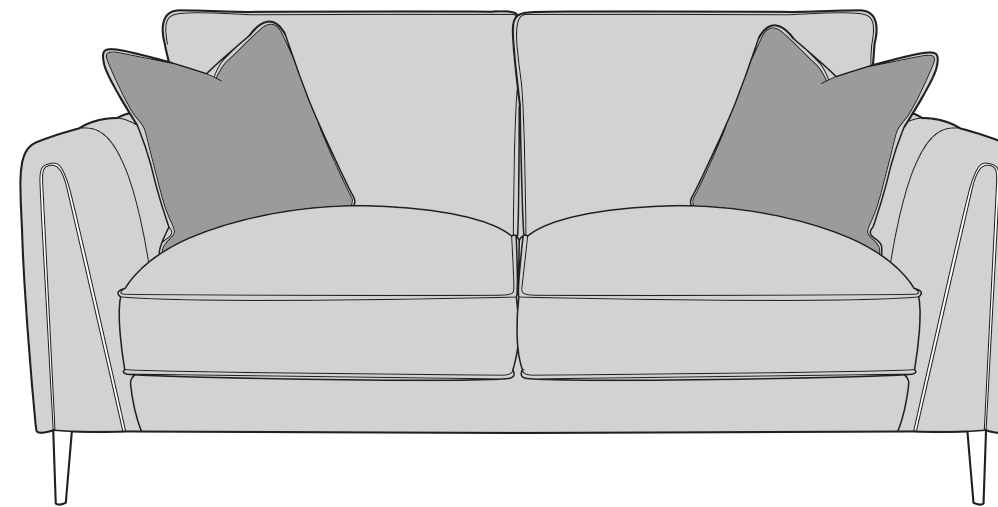
Corner Group: L2C, RH2



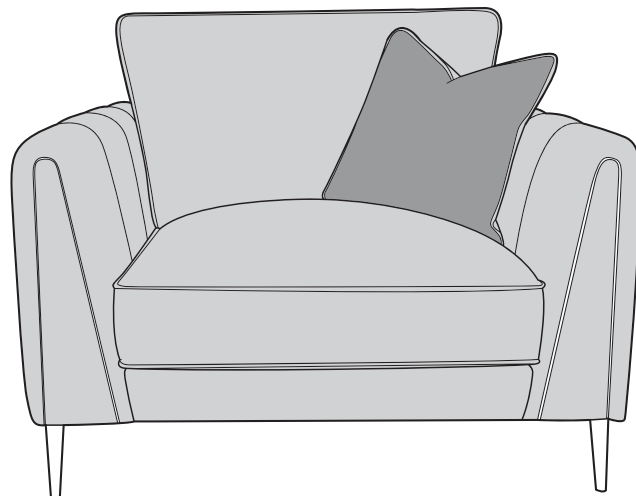
3 Seater Sofa (3ST)



2 Seater Sofa (2ST)

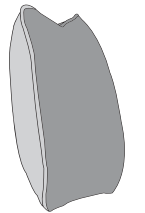


Love Chair (LOV)



-  **COVER 1**
(BODY)
-  **COVER 2**
(SCATTER)

Standard back
Scatter Cushions



Front = Cover 2
Piping = Cover 1
Back = Cover 1




APPROVED MEMBER




HARLOW COVER GUIDE: PILLOW BACK

Please use this guide when ordering the following pieces to clarify cover options.

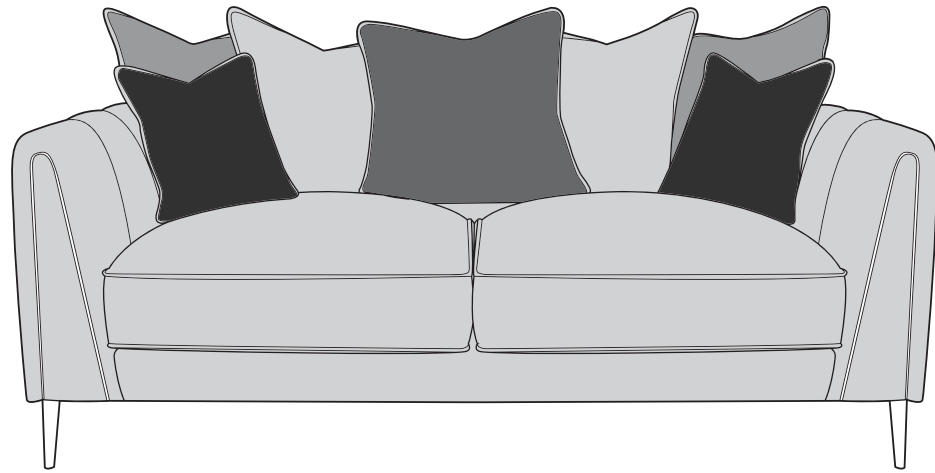
Corner Group: LH2, R2C



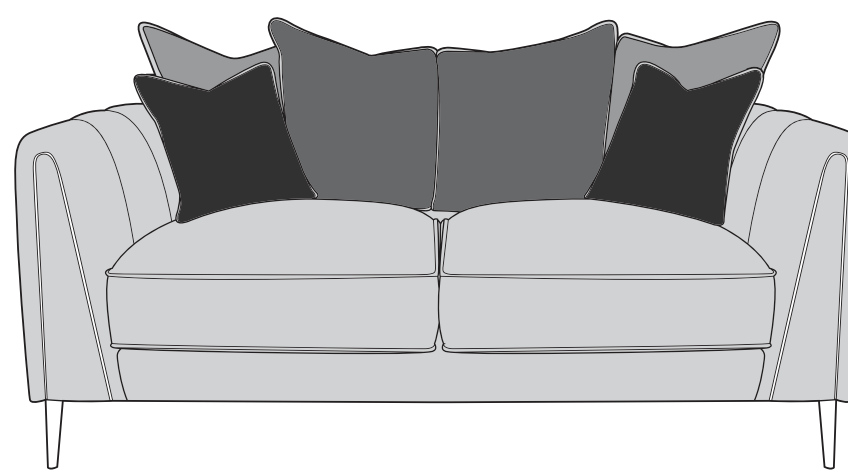
Corner Group: L2C, RH2







3 Seater Sofa (3ST)

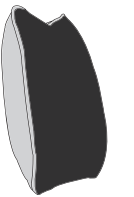


2 Seater Sofa (2ST)



-  **COVER 1**
(BODY,
PILLOW)
-  **COVER 2**
(PILLOW)
-  **COVER 3**
(PILLOW)
-  **COVER 4**
(PILLOW/
SCATTER)

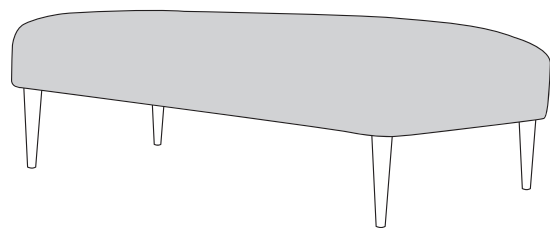
Pillow Back
Scatter Cushions



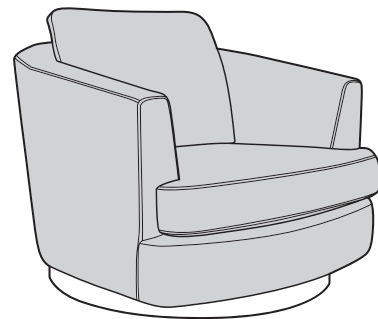
Front = Cover 4
Piping = Cover 1
Back = Cover 1

SUGGESTED ACCENT PIECES

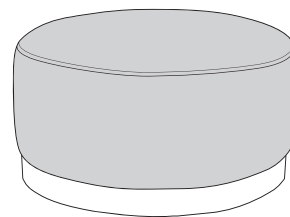
Harlow Footstool (FST)



Bond Swivel Chair (SWC)
- Brass and Steel Base



Bond Footstool (FST)
- Brass and Steel Base



HARLOW DIMENSIONS (CM)

AVAILABLE PIECES	HEIGHT 1	WIDTH 2	DEPTH 3	ARM HEIGHT	SEAT HEIGHT 4	SEAT DEPTH 5 (STD)	SEAT DEPTH 5 (PIL)	SEAT WIDTH 6	ACCESS DIAGONAL 7	OUTBACK HEIGHT 8	ARM HEIGHT 9	WEIGHT (KG)	PILLOW BACK NUMBER	SCATTER CUSHIONS
LH2, R2C CORNER GROUP or L2C, RH2 CORNER GROUP	97	276	200	72	53	63	60	N/A	N/A	77	72	115	9 (x2 cover 1/x2 cover 2/x3 cover 3/x3 cover 4)	2 (PIL Back) 3 (STD Back)
LH2/RH2 UNIT	97	173	103	72	53	63	60	155	196	77	72	52.5	4 (x2 cover 1/x1 cover 2/x1 cover 3)	1
L2C/R2C UNIT	97	200	103	72	53	63	60	138	222	77	72	62.5	5 (x1 cover 2/x2 cover 3/x2 cover 4)	1 (PIL Back) 2 (STD Back)
ACCENT PIECES														
HARLOW FOOTSTOOL (FST)	36	106	65	N/A	N/A	N/A	N/A	N/A	125	N/A	N/A	14.5	N/A	N/A
BOND SWIVEL CHAIR (SWC)	84	100	107	64	43	57	N/A	69	117	74	64	40.5	N/A	N/A
BOND FOOTSTOOL (FST)	34	65	65	N/A	N/A	N/A	N/A	N/A	65	N/A	N/A	12.5	N/A	N/A



* Hardwood & composite board frame.

* Fibre filled backs for added comfort.

* Serpentine seat springs & silent wire.

* Dowelled, screwed, glued & stapled joinery.

* ExtraFlex high comfort seat cushions.

* Elasticated back webbing.

* Black, Gold or Chrome Foot & Piping options.

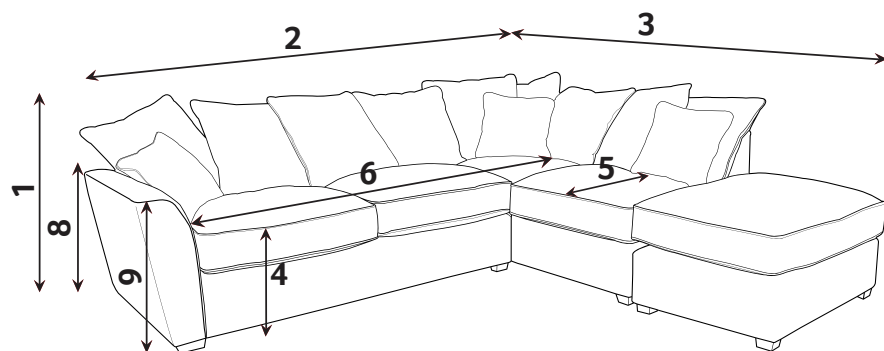
(Bond Chair and Footstool - Brass and Steel Base only)

* Feather filled scatters included.

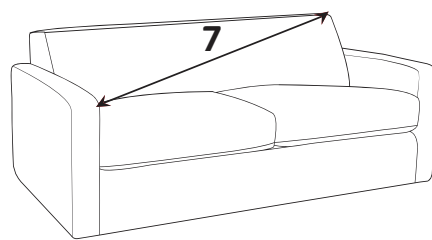


* Available with or without facing trim

DIMENSION GUIDE



Check the diagonal access dimension to ensure furniture will fit in your home.



- 1 - HEIGHT
- 3 - DEPTH
- 5 - SEAT DEPTH (STD & PILLOW)
- 7 - DIAGONAL ACCESS
- 2 - WIDTH
- 4 - SEAT HEIGHT
- 6 - SEAT WIDTH
- 8 - OUTBACK HEIGHT
- 9 - ARM HEIGHT

Illustrations used for reference only.

Extra Flex®

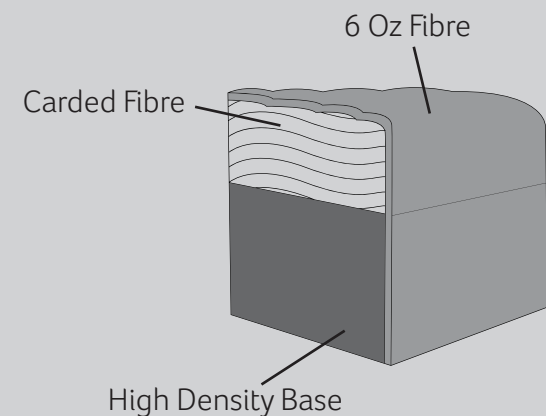
A high density foam base seat interior with a hand-rolled carded fibre, channelled topper which provides both softness and support.

CARE GUIDE

Extraflex seat cushions should be **plumped up on a regular basis** to help maintain the aesthetical appeal of your upholstery, the plumping of cushions is essential to help retain the comfort and softness of any piece of upholstered furniture.

To improve the longevity of your hand-made furniture, we recommend rotating cushions (where applicable).

For further information on maintaining your furniture please refer to the care guide located under the seat platform.



Black



Gold



Chrome



FOOT & PIPING OPTIONS:

Please note : All dimension are approximate. Allow tolerance of +/- 2.5cm.





Cover 1:
Turino Graphite

Optional Extra
Scatter Cushions

Black Foot

Harlow Leather Collection

Extra Flex[®]
Soft, Supportive Seating

Colours represented are to be used as a guide only.
Please refer to manufacturers swatch for a more accurate colour match.


Please note that colour shadings can vary slightly from each roll of fabric.
We cannot guarantee a precise match to these samples or between cut lengths and upholstered goods.

31/03/2023

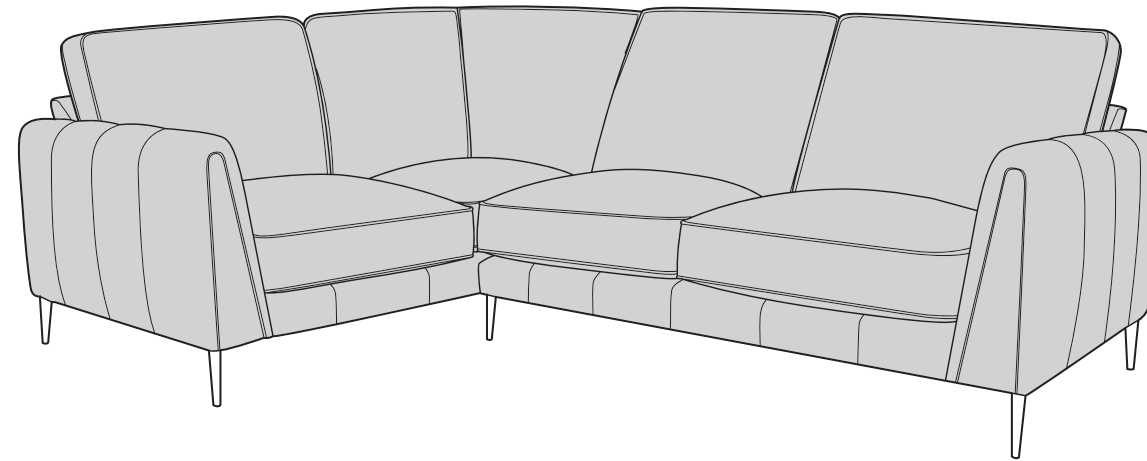
HARLOW LEATHER COVER GUIDE: STANDARD BACK

Please use this guide when ordering the following pieces to clarify cover options.

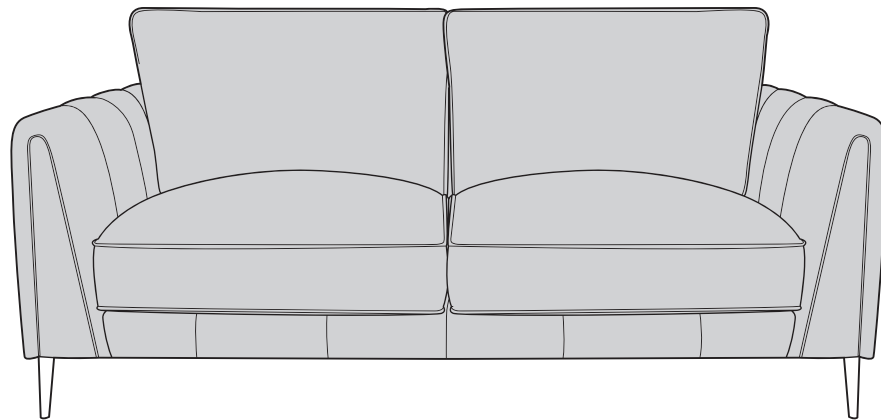
Corner Group: LH2, R2C



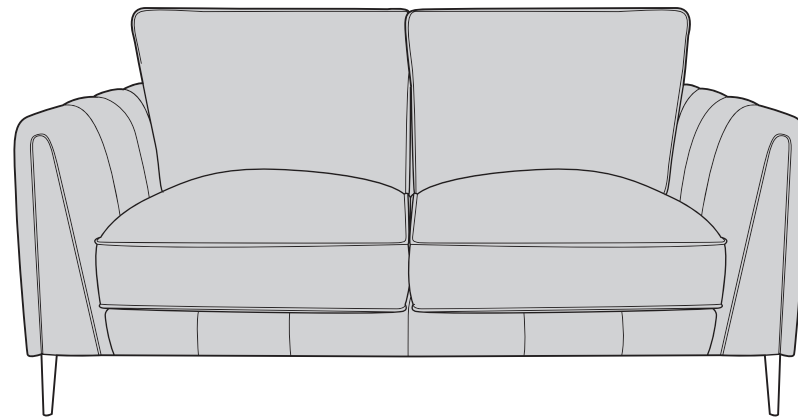
Corner Group: L2C, RH2




3 Seater Sofa (3ST)



2 Seater Sofa (2ST)

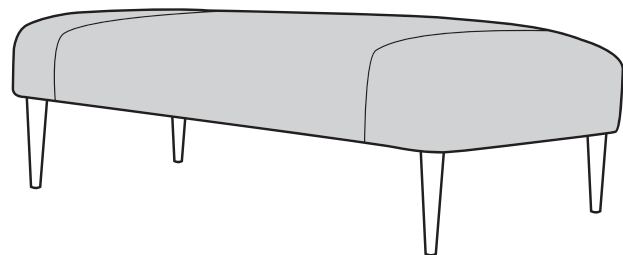


Love Chair (LOV)

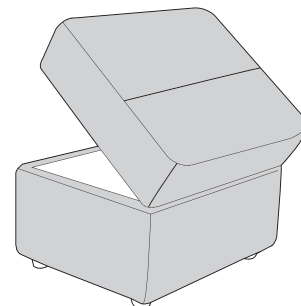


SUGGESTED ACCENT PIECES

Harlow Leather Footstool (FST)



Leather Storage Footstool (FSS)



APPROVED MEMBER



HARLOW LEATHER DIMENSIONS (CM)

AVAILABLE PIECES	HEIGHT 1	WIDTH 2	DEPTH 3	SEAT HEIGHT 4	SEAT DEPTH 5	SEAT WIDTH 6	ACCESS DIAGONAL 7	OUTBACK HEIGHT 8	ARM HEIGHT 9	WEIGHT (KG)
LH2, R2C CORNER GROUP or L2C, RH2 CORNER GROUP	97	276	200	53	63	N/A	196	77	72	115
LH2/RH2 UNIT	97	173	103	53	63	155	196	77	72	52.5
L2C/R2C UNIT	97	200	103	53	63	138	222	77	72	62.5
ACCENT PIECES										
HARLOW LEATHER FOOTSTOOL (FST)	36	106	65	N/A	N/A	N/A	125	N/A	N/A	14.5
STORAGE FOOTSTOOL (FSS)	45	63	50	N/A	N/A	N/A	75	N/A	N/A	12.5

* Hardwood & composite board frame.

* Dowelled, screwed, glued & stapled joinery.

* Black, Gold or Chrome Foot.

* Fibre filled backs for added comfort.

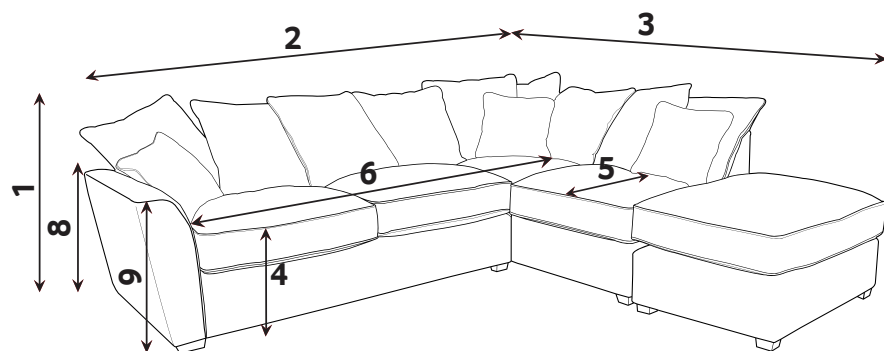
* ExtraFlex high comfort seat cushions.

* Back cushions secured with zips.

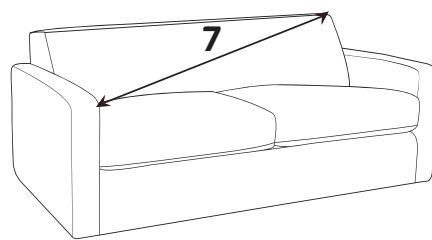
* Serpentine seat springs & silent wire.

* Elasticated back webbing.

DIMENSION GUIDE



Check the diagonal access dimension to ensure furniture will fit in your home.



- 1 - HEIGHT
- 3 - DEPTH
- 5 - SEAT DEPTH (STD & PILLOW)
- 7 - DIAGONAL ACCESS
- 2 - WIDTH
- 4 - SEAT HEIGHT
- 6 - SEAT WIDTH
- 8 - OUTBACK HEIGHT
- 9 - ARM HEIGHT

Illustrations used for reference only.

Extra Flex®

A high density foam base seat interior with a hand-rolled carded fibre, channelled topper which provides both softness and support.

CARE GUIDE

Extraflex seat cushions should be **plumped up on a regular basis** to help maintain the aesthetical appeal of your upholstery, the plumping of cushions is essential to help retain the comfort and softness of any piece of upholstered furniture.

To improve the longevity of your hand-made furniture, we recommend rotating cushions (where applicable).

For further information on maintaining your furniture please refer to the care guide located under the seat platform.

Black



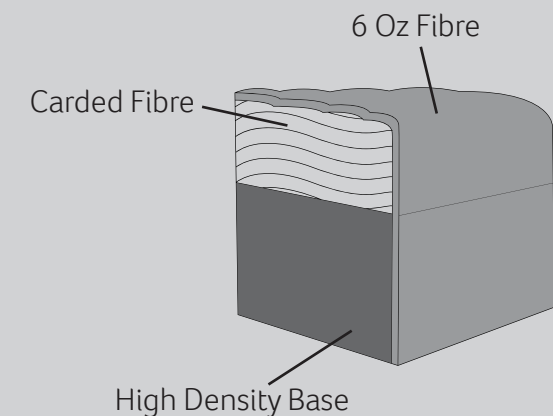
Gold



Chrome



FOOT OPTIONS:



Please note : All dimension are approximate. Allow tolerance of +/- 2.5cm.



LEATHER RANGE

We only use full leather for our collections; no splits apply.



VERONA

Verona is a Pigmented leather made of top quality heavy-weight hides processed in Italy. The higher-thickness enhances the hand-feel and the visual opulence of the leather. Hides are machine-buffed to remove superficial characteristics before being coated with a pigment to ensure colour consistency. Following this, hides are embossed with an artificial grain to give a uniform appearance and further reduce any visible traces of natural markings. These additional treatments only increase the product's physical durability, reduce absorption from spills, and is a family-friendly option for those seeking to get the most out of leather's hard-wearing properties.



NAPOLI

Napoli is a natural grain, Semi-Aniline leather made of high quality hides that have been processed in Italy. A special re-tanning process is applied to give the leather its rich hand feel. A contrasting roller effect has been applied to the surface of each hide to add visual character, before being treated with a protective finish to increase durability. A characterful and family-friendly leather.



TURINO

Torino is lightly-buffed, two-tone natural grain Semi-Aniline leather made of top quality hides that have been processed in Italy. Hides are then finished with a pigment to increase top-coat durability, before a very subtle darker contrasting effect is applied to the tips of the grain to create a discreet two-tone affect. A family friendly leather with a wide appeal.



CAPRI

Capri is a hand-buffed Aniline leather made of top quality hides that have been processed in Italy. This leather is a celebration of the rich history of each and every hide and the individual characteristics that make them unique. The hides are buffed by hand, piece by piece. Other than a light protective finish that has been applied to the grain in order to increase its physical performance, Capri's surface is completely natural and free from additional treatments so as to retain the natural look of the leather. Natural leather will be subject to shade variation between and even within upholstered panels, ensuring every piece of furniture is unique.



LAZIO

Lazio is a hand-buffed Aniline leather made of top quality hides that have been processed in Italy. This leather is a celebration of the rich history of each and every hide and the individual characteristics that make them unique. The hides are buffed by hand, piece by piece. Other than a light protective finish that has been applied to the grain in order to increase its physical performance, Lazio's surface is completely natural and free from additional treatments so as to retain the natural look of the leather. Natural leather will be subject to shade variation between and even within upholstered panels, ensuring every piece of furniture is unique.





Cover 2:
Sandro Olive

Cover 1:
Vento Hunter

Cover 3:
Bobby Mink

Inka Collection

Ultimate-Flex

Colours represented are to be used as a guide only.
Please refer to manufacturers swatch for a more accurate colour match.

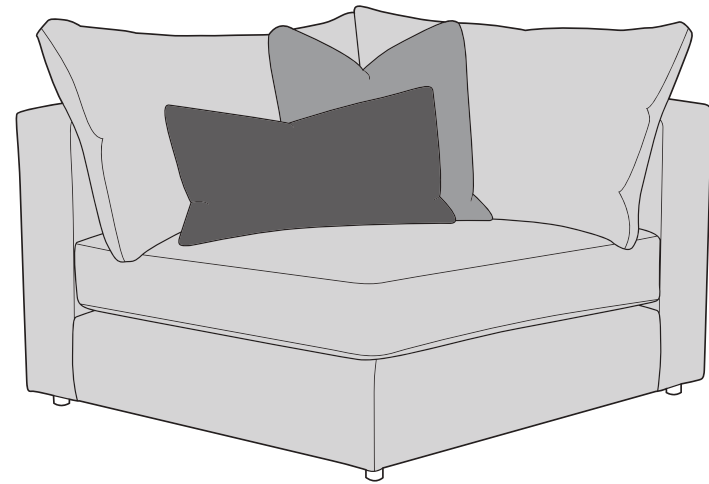
Please note that colour shadings can vary slightly from each roll of fabric.
We cannot guarantee a precise match to these samples or between cut lengths and upholstered goods.

19/01/2023


INKA COVER GUIDE: STANDARD BACK ONLY

Please use this guide when ordering the following pieces to clarify cover options.

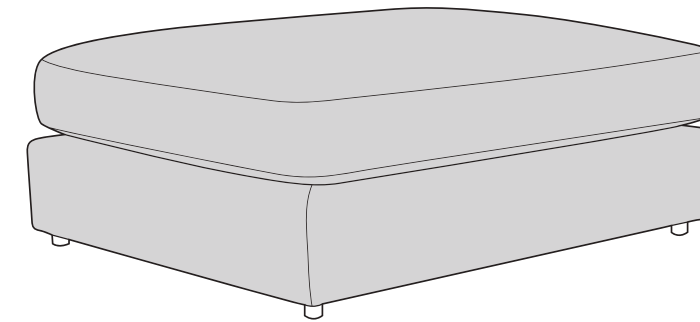
Corner Unit (COR)






Armless Unit (AU)

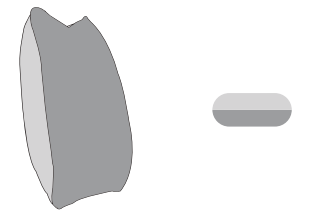


Footstool (FST)



-  **COVER 1**
(BODY)
-  **COVER 2**
(SCATTER)
-  **COVER 3**
(BOLSTER)

Scatter Cushions



Front = Cover 2
Back = Cover 1

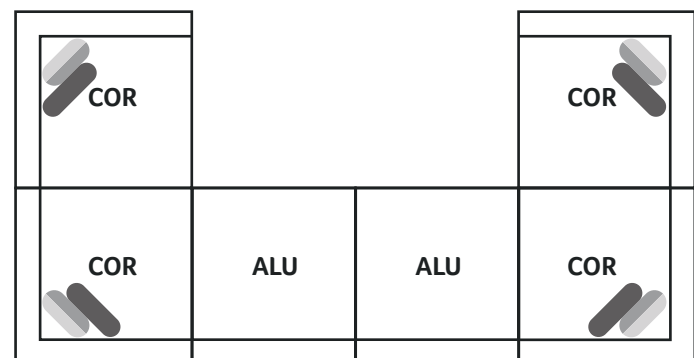
Bolster Cushion



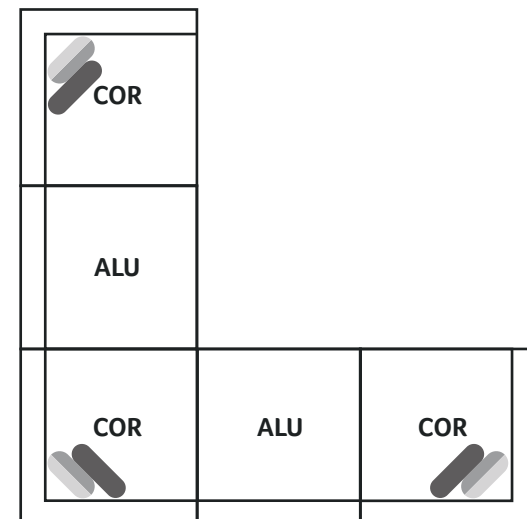
Front = Cover 3
Back = Cover 3

SUGGESTED CONFIGURATIONS

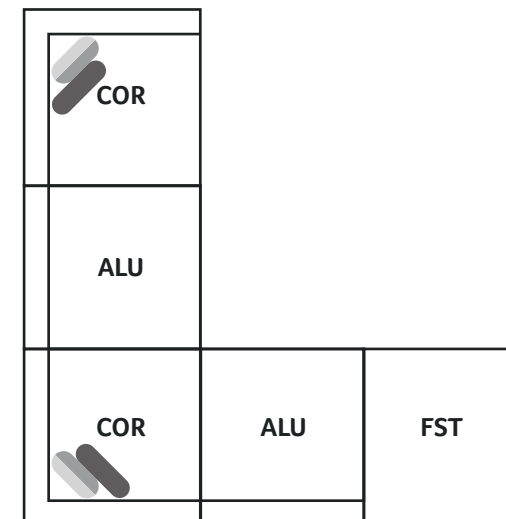
U Shape Corner Group:
COR, COR, ALU, ALU, COR, COR



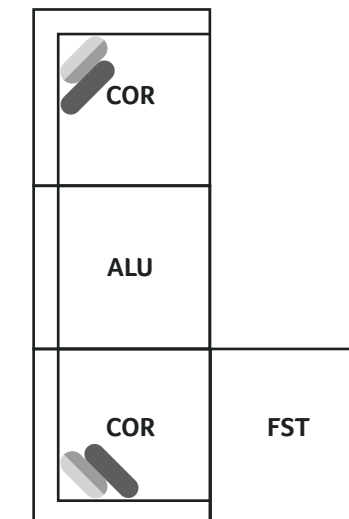
Large Corner Group:
COR, ALU, COR, ALU, COR



Chaise Corner Group:
COR, ALU, COR, ALU, FST



Chaise Sofa Group:
COR, ALU, COR, FST



INKA DIMENSIONS (CM)

AVAILABLE PIECES	HEIGHT 1	OUTBACK HEIGHT	WIDTH 2	DEPTH 3	ARM HEIGHT	SEAT HEIGHT 4	SEAT DEPTH 5	SEAT WIDTH 6	ACCESS DIAGONAL 7	WEIGHT (KG)	SCATTER CUSHIONS
CORNER UNIT (COR)	89	69	115	115	69	44	67	67	158	48	1 SCATTER + 1 BOLSTER
ARMLESS UNIT (AU)	89	69	96	115	69	44	67	96	145	33.5	N/A
FOOTSTOOL (FST)	44	N/A	96	115	N/A	N/A	N/A	N/A	145	21.5	N/A
SUGGESTED CONFIGURATIONS											
U SHAPE CORNER GROUP: COR, COR, ALU, ALU, COR, COR	89	69	422	230	69	44	67	N/A	N/A	259	4 SCATTERS + 4 BOLSTERS
LARGE CORNER GROUP: COR, ALU, COR, ALU, COR	89	69	326	326	69	44	67	N/A	N/A	211	3 SCATTERS + 3 BOLSTERS
CHAISE CORNER GROUP: COR, ALU, COR, ALU, FST	89	69	326	307	69	44	67	N/A	N/A	184.5	2 SCATTERS + 2 BOLSTERS
CHAISE SOFA GROUP: COR, ALU, COR, FST	89	69	326	211	69	44	67	N/A	N/A	151	2 SCATTERS + 2 BOLSTERS

* Hardwood & composite board frame.

* Feather filled backs for added comfort.

* Serpentine seat springs & silent wire.

* Dowelled, screwed, glued & stapled joinery.

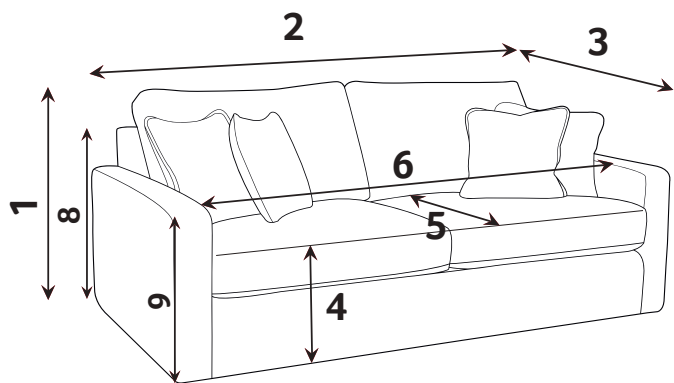
* Reversible Ultimateflex seat interior.

* Elasticated back webbing.

* Sumptuous feather filled bolster and scatters included for added comfort.



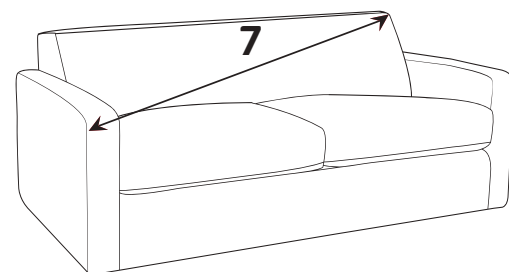
DIMENSION GUIDE



- 1 - HEIGHT
- 2 - WIDTH
- 3 - DEPTH
- 4 - SEAT HEIGHT
- 5 - SEAT DEPTH (STD & PILLOW)
- 6 - SEAT WIDTH
- 7 - DIAGONAL ACCESS
- 8 - OUTBACK HEIGHT
- 9 - ARM HEIGHT

Illustrations used for reference only.

Check the diagonal access dimension to ensure furniture will fit in your home.



Ultimate-Flex

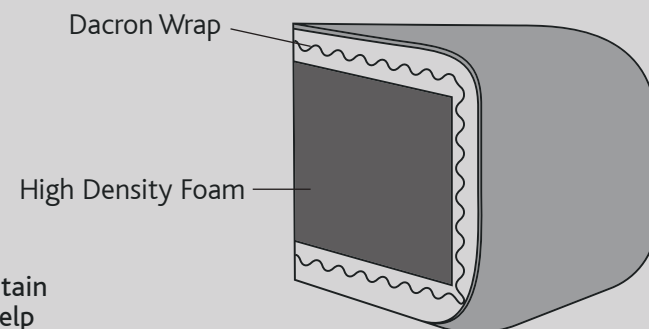
A high loft, high density foam inner seat interior surrounded by a dacron wrap that provides both comfort and support.

CARE GUIDE

Ultimate-Flex seat cushions should be plumped up on a regular basis to help maintain the aesthetic appeal of your upholstery, the plumping of cushions is essential to help retain the comfort and softness of any piece of upholstered furniture.

Ultimate-Flex seat cushions are fully reversible therefore to improve the longevity of your hand-made furniture, we recommend flipping cushions often.

For further information on maintaining your furniture please refer to the care guide located under the seat platform.





Kennedy Collection

Colours represented are to be used as a guide only.
Please refer to manufacturers swatch for a more accurate colour match.

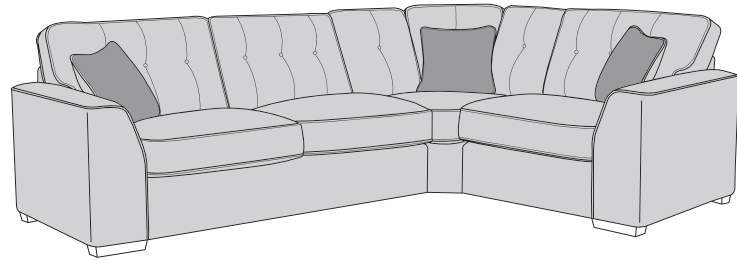
Please note that colour shadings can vary slightly from each roll of fabric.
We cannot guarantee a precise match to these samples or between cut lengths and upholstered goods.

foamflex™
Award Winning Seating Technology
12/01/2022

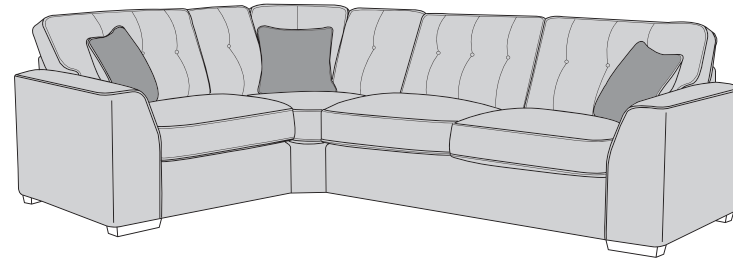
KENNEDY COVER GUIDE: STANDARD BACK ONLY

Please use this guide when ordering the following pieces to clarify cover options.

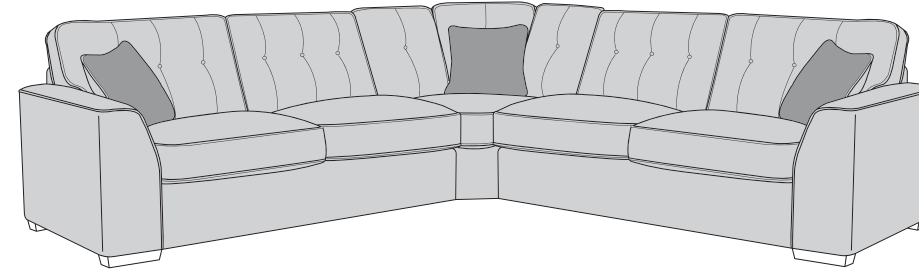
Corner Group: LH2, COR, RH1 (L2, CO, R1)



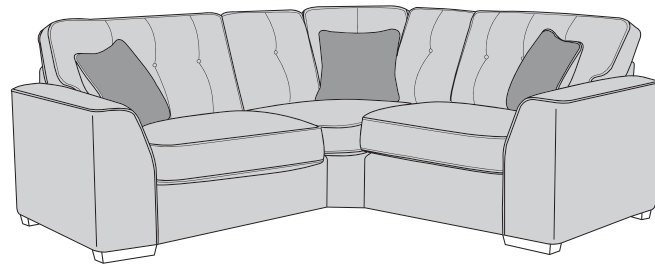
Corner Group: LH1, COR, RH2 (L1, CO, R2)



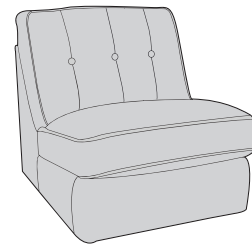
Corner Group: LH2, COR, RH2 (L2, CO, R2)




Corner Group: LH1, COR, RH1 (L1, CO, R1)



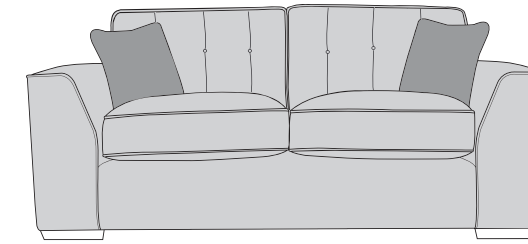
ALU (AU) : Armless unit



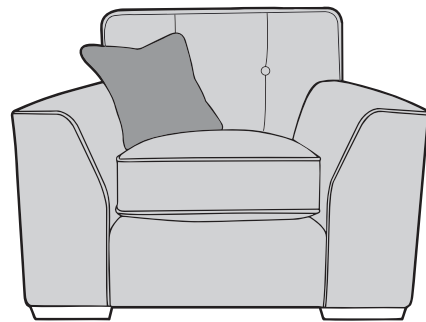
3 Seater Sofa (3ST)



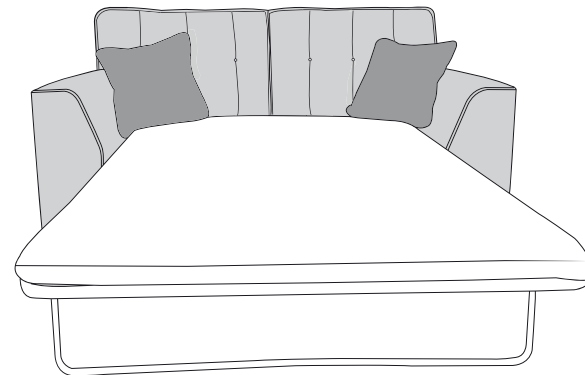
2 Seater Sofa (2ST)



Arm Chair (1ST)




2 Seater Sofa Bed (2SB)

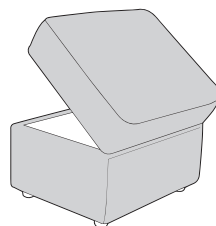


ACCENT PIECES


York Accent Chair (ACH)



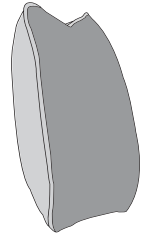
Storage Footstool F (FSS)



Carnival Footstool (FST)



Standard Back Scatter Cushions



Front = Cover 2
Piping = Cover1
Back = Cover1

KENNEDY DIMENSIONS (CM)

AVAILABLE PIECES	HEIGHT 1	WIDTH 2	DEPTH 3	SEAT HEIGHT 4	SEAT DEPTH 5	SEAT WIDTH 6	ACCESS DIAGONAL 7	WEIGHT (KG)	SCATTER CUSHION NO.
LH2, COR, RH1 GROUP or LH1, COR, RH2 GROUP	87	293	212	54	58	N/A	N/A	120	3
LH2, COR, RH2 GROUP	87	293	293	54	58	N/A	N/A	146.5	3
LH1, COR, RH1 GROUP	87	212	212	54	58	N/A	N/A	110.5	3
LH2/RH2 UNIT	87	187	98	54	58	162	206	55	1
LH1/RH1 UNIT	87	106	98	54	58	79	136	37	1
ALU - ARMLESS UNIT	87	81	98	54	58	81	124	24	N/A
COR - CORNER UNIT	87	106	106	54	66	66	148	36.5	1
SOFA BEDS									
3 SEATER SOFA (3ST)	87	216	98	54	58	167	223	68	2
2 SEATER SOFA (2ST)	87	188	98	54	58	140	200	60.5	2
ARM CHAIR (1ST)	87	114	98	54	58	60	137	48.5	1
SOFA BEDS									
2SB - 120CM STANDARD SOFA BED	87	188	98	54	59	140	161	77	2
OPEN DEPTH OF SOFA BEDS 226CM									
ACCENT PIECES									
YORK ACCENT CHAIR (ACH)	85	76	81	445	50	48	N/A	19.5	N/A
STORAGE FOOTSTOOL (FSS)	43	61	50	N/A	N/A	N/A	75	12.5	N/A
CARNIVAL FOOTSTOOL (FST)	42	79	79	N/A	N/A	N/A	79	13	N/A

* Hardwood & composite board frame.

* Dowelled, screwed, glued & stapled joinery.

* Light & Dark Wood foot options.

* Fibre filled backs for added comfort.

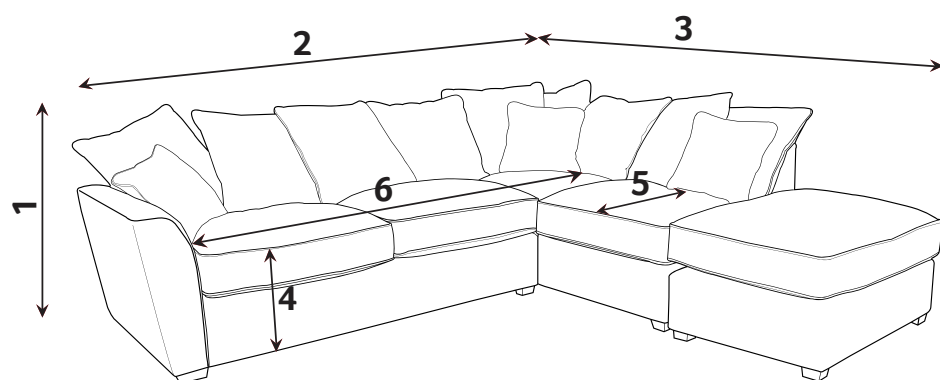
* Fibre filled scatters included.

* Award winning foamflex seat interior with 5 year guarantee.

* Serpentine seat springs & silent wire.

* Elasticated back webbing.

DIMENSION GUIDE

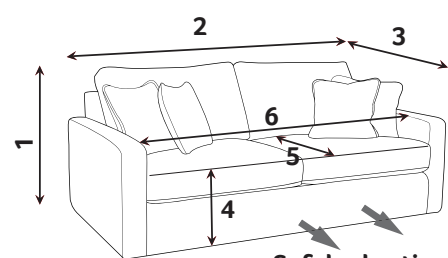


1 - HEIGHT
2 - WIDTH

3 - DEPTH
4 - SEAT HEIGHT

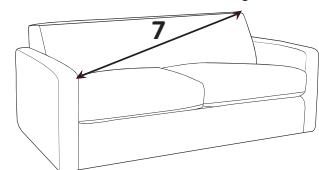
5 - SEAT DEPTH (STD & PILLOW)
6 - SEAT WIDTH

7 - DIAGONAL ACCESS



Sofabed action

Check the diagonal access dimension to ensure furniture will fit in your home.



Illustrations used for reference only.

foamflex

Our new expertly engineered foam seat interior gives you the comfort of fibre with the retention of foam. Our foamflex seat interiors have been granted the FIRA GOLD Award, a mark of quality under-pinning all necessary testing of the product materials, design and production techniques.

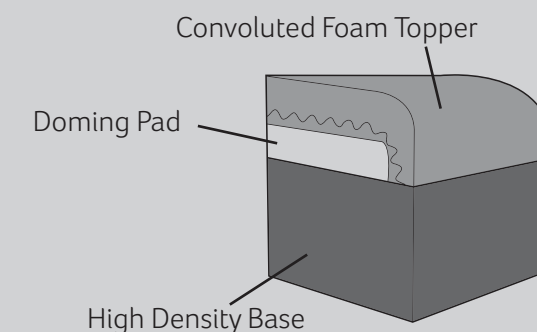
CARE GUIDE

To improve the longevity of your hand-made furniture, we recommend rotating cushions (where applicable).

For further information on maintaining your furniture, please refer to the Care Guide located under the seat platform.



Our foamflex seat interiors have been granted the FIRA GOLD Award, a mark of quality under-pinning all necessary testing of the product materials, design and production techniques.



Mid Oak (Light)

Antique (dark)

FOOT OPTIONS:



Please note: All dimension are approximate. Allow tolerance of +/- 2.5cm.

Wood is a natural product and will vary in shade/colour from item to item. Feet may require fitting.



12/01/2022

SOFABEDS: SLEEP OPTIONS

STANDARD ACTION & FOAM MATTRESS

A three fold metal action with a sprung 'polyprop' base. Complemented by a high performance foam mattress. For occasional use only.

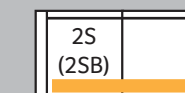
Mattress Thickness: 6cm

Mattress Length: 185cm

3 fold action is 140Kg total max occupancy weight



120cm sofa bed:



Mattress Width: 113cm



Cover 1:
Polly Cotton

Cover 2:
Style Pastel

Cover 2:
Style Pastel

Cover 1:
Polly Mink

Mid Oak Feet

Lorna Collection

Colours represented are to be used as a guide only.
Please refer to manufacturers swatch for a more accurate colour match.


Please note that colour shadings can vary slightly from each roll of fabric.
We cannot guarantee a precise match to these samples or between cut lengths and upholstered goods.

foamflex™
Award Winning Seating Technology
15/06/2021

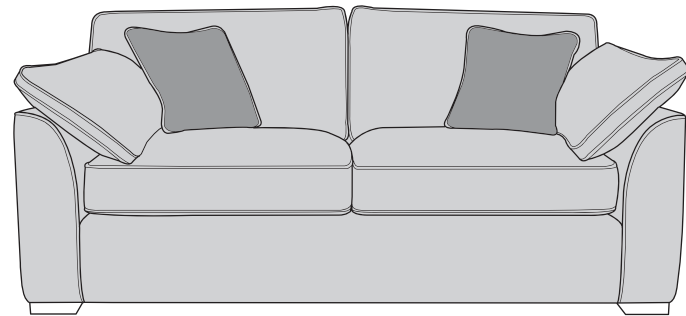
LORNA COVER GUIDE - STANDARD BACK ONLY

Please use this guide when ordering the following pieces to clarify cover options.

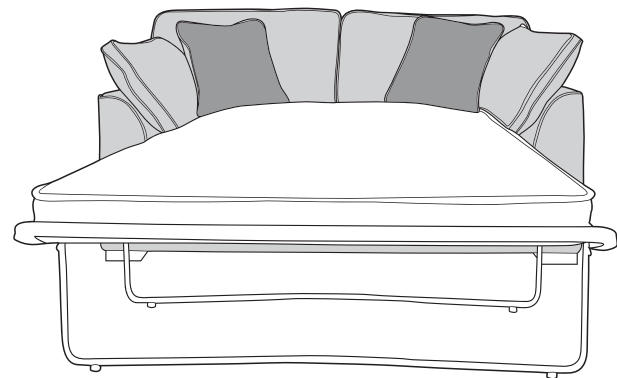
LH3, RFC, FST (L3, RFC, P) Group




3 Seater Sofa (3ST)



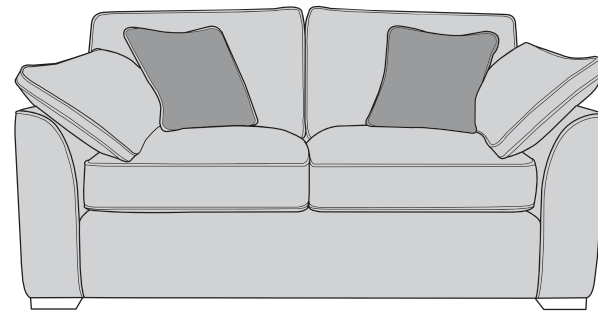
2 Seater Sofa Bed (2SB/2DB)



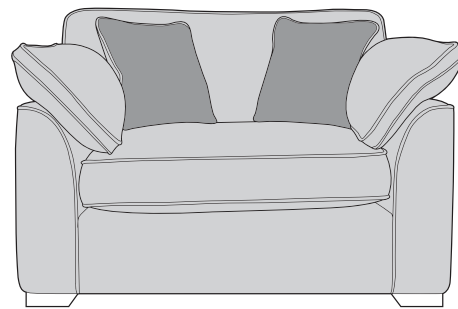
FST, LFC, RH3 (P, LFC, R3) Group




2 Seater Sofa (2ST)



Love Chair (LOV)

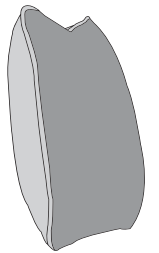


Arm Chair (1ST)



-  **COVER 1**
(BODY)
-  **COVER 2**
(SCATTER)


Scatter Cushions



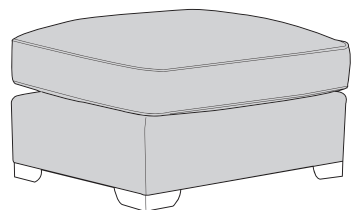
Front = Cover 2
Piping = Cover 1
Back = Cover 1

ACCENT PIECES

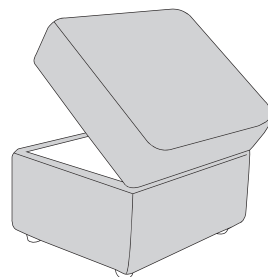
George Accent Chair (ACH)



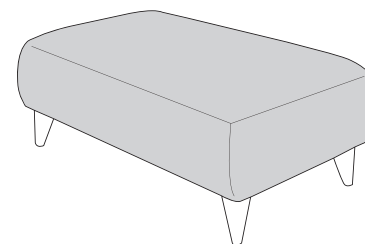
Large Footstool P (FST)



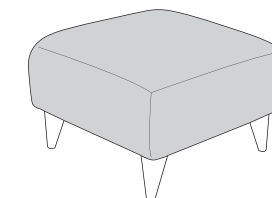
Storage Footstool (FSS)



Large Style Footstool (FST)



Small Style Footstool (FST)



LORNA DIMENSIONS (CM)

AVAILABLE PIECES	HEIGHT 1	WIDTH 2	DEPTH 3	SEAT HEIGHT 4	SEAT DEPTH (STD) 5	SEAT WIDTH 6	ACCESS DIAGONAL 7	WEIGHT (KG)	SCATTER CUSHIONS
L3, RFC, P GROUP or R3, LFC, P GROUP	92	282	251	53	56	N/A	N/A	100.5	2
L3/R3 UNIT	92	186	96	53	56	149	204	53	1
LFC/RFC UNIT	92	178	96	53	56	137	200	47.5	1
3 SEATER SOFA									
3 SEATER SOFA	93	203	97	50	56	127	218	70	2
2 SEATER SOFA									
2 SEATER SOFA	93	175	97	50	56	102	195	60	2
LOVE CHAIR									
LOVE CHAIR	93	136	97	50	56	63	160	52.5	2
ARM CHAIR									
ARM CHAIR	93	101	97	50	56	66	133	43	1
SOFA BEDS - STD BACK ONLY									
2S - 120cm STANDARD SOFA BED	93	175	97	50	56	99	193	73	2
2D - 120cm DELUXE SOFA BED	93	175	97	50	56	99	193	90.5	2
OPEN DEPTH OF SOFA BEDS 226CM									
ACCENT PIECES									
ACCENT CHAIR	80	67	78	47	50	N/A	84	12.5	N/A
FOOTSTOOL (P)	53	73	96	N/A	N/A	N/A	115	17	N/A
STORAGE STOOL (F)	43	63	50	N/A	N/A	N/A	75	13	N/A
LARGE STYLE FOOTSTOOL	40	103	63	N/A	N/A	N/A	115	15	N/A
SMALL STYLE FOOTSTOOL	40	63	63	N/A	N/A	N/A	83	11.5	N/A

* Hardwood & composite board frame.

* Dowelled, screwed, glued & stapled joinery.

* Mid Oak & Dark Wood foot options.

* Fibre filled scatters included.

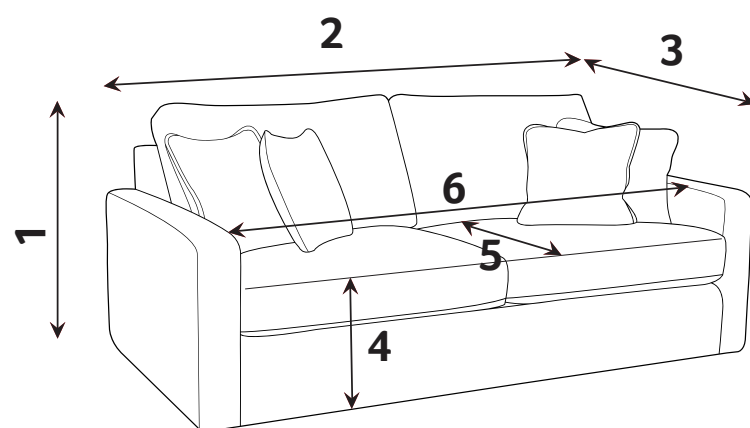
* Sumptuous feather filled arm pads for added comfort. 

* Award winning foamflex seat interior with 5 year guarantee.

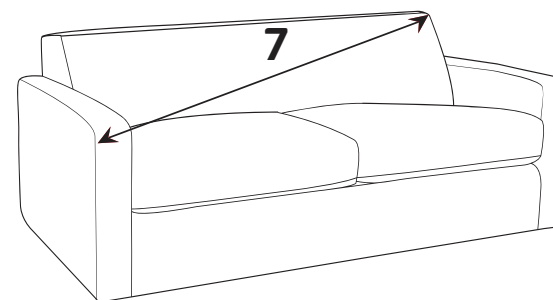
* Serpentine seat springs & silent wire.

* Superloop back springs.

DIMENSION GUIDE



Check the diagonal access dimension to ensure furniture will fit in your home.



1 - HEIGHT
2 - WIDTH

3 - DEPTH
4 - SEAT HEIGHT

5 - SEAT DEPTH (STD & PILLOW)
6 - SEAT WIDTH

7 - DIAGONAL ACCESS

Illustrations used for reference only.

Please note : All dimensions are approximate. Allow tolerance of +/- 2.5cm.

SOFABEDS: 2 SLEEP OPTIONS

STANDARD ACTION & FOAM MATTRESS

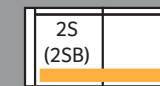
A three fold metal action with a sprung 'polyprop' base. Complemented by a high performance foam mattress. For occasional use only.

Mattress Thickness: 6cm

Mattress Length: 185cm

3 fold action is 140Kg total max occupancy weight

120cm sofa bed:



Mattress Width: 113cm



DELUXE ACTION & SPRUNG MATTRESS

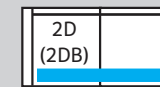
A two fold metal action with beech slats. Complemented by a deluxe sprung mattress. For everyday use.

Mattress thickness: 11.5cm

Mattress Length: 183cm

2 fold action is 160Kg total max occupancy weight

120cm sofa bed:



Mattress Width: 114cm



Sofa beds available as standard back only

foamflex™

Our new, expertly engineered foam seat interior gives you the comfort of fibre with the retention of foam.

CARE GUIDE

To improve the longevity of your hand-made furniture, we recommend rotating cushions (where applicable). For further information on maintaining your furniture, please refer to the Care Guide located under the seat platform.



Our foamflex seat interiors have been granted the FIRA GOLD Award, a mark of quality under-pinning all necessary testing of the product materials, design and production techniques.

Convuluted Foam Topper

Doming Pad


High Density Base



Mid Oak

Dark (Antique)

FOOT OPTIONS:



Wood is a natural product and will vary in shade/colour from item to item. Feet require fitting.





Cover 1:
Festival Grey

Cover 1:
Festival Mustard

Cover 2:
Fielding Mustard

Cover 1:
Festival Mustard

Light Walnut Feet

Malo Collection

Colours represented are to be used as a guide only.
Please refer to manufacturers swatch for a more accurate colour match.

Please note that colour shadings can vary slightly from each roll of fabric.
We cannot guarantee a precise match to these samples or between cut lengths and upholstered goods.

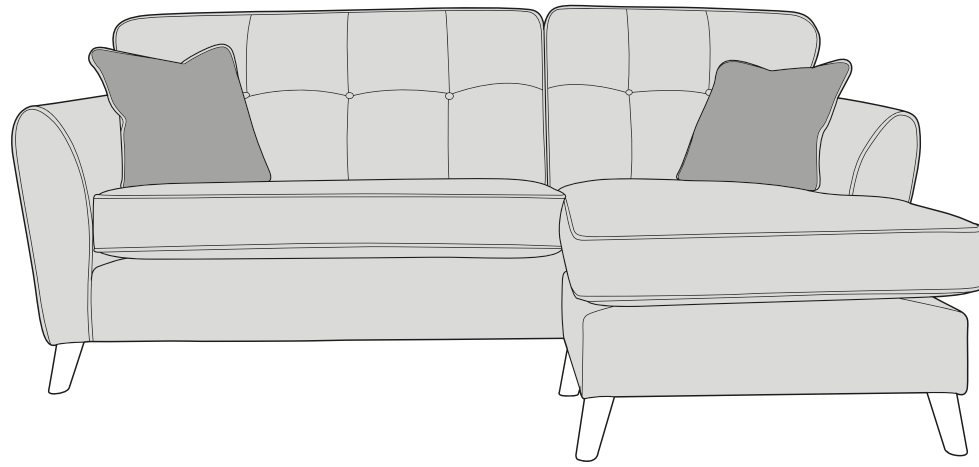
15/07/2021

MALO COVER GUIDE - STANDARD BACK ONLY

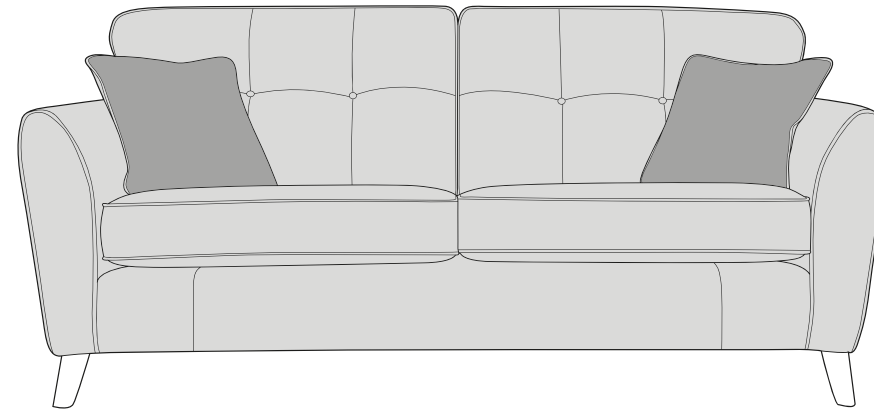
Please use this guide when ordering the following pieces to clarify cover options.

STANDARD BACK

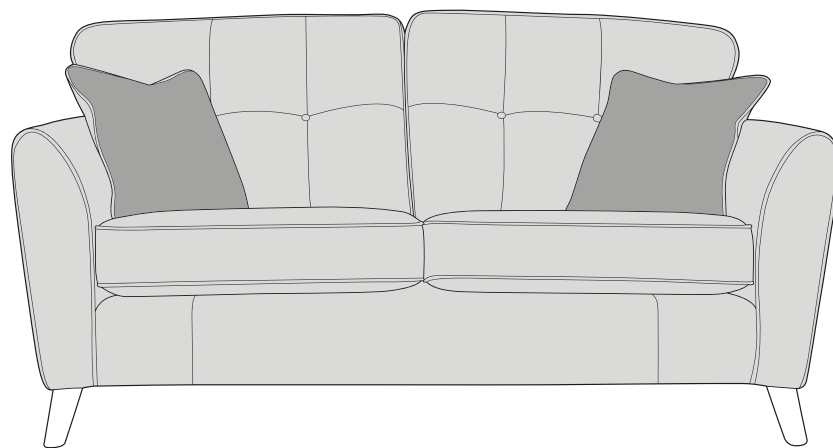
3RV + RFV Chaise Sofa (3V + VP)




3 Seater sofa (3ST)



2 Seater Sofa (2ST)



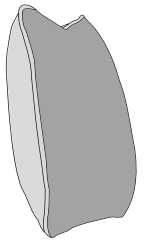
Arm Chair (1ST)



-  **COVER 1**
(BODY)
-  **COVER 2**
(SCATTER)

Standard Back
Scatter Cushions

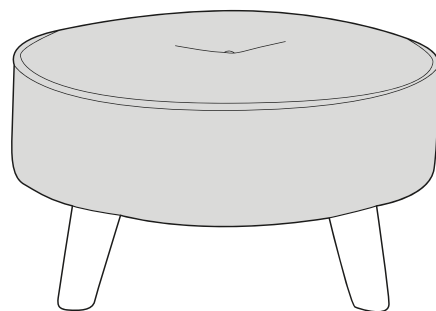
Scatter Cushion



Front = Cover 2
Piping = Cover 1
Back = Cover 1

ACCENT PIECES

Malo Footstool (FST)



MALO DIMENSIONS (CM)

AVAILABLE PIECES	HEIGHT 1	OUTBACK HEIGHT	WIDTH 2	DEPTH 3	ARM HEIGHT	SEAT HEIGHT 4	SEAT DEPTH (STD) 5	SEAT WIDTH 6	ACCESS DIAGONAL 7	WEIGHT (KG)	SCATTER CUSHION NO.
CHAISE SOFA (3RV + RFV)	91	73	212	146	68	52	107	176	250	71	2
3RV SOFA	91	73	212	94	68	52	107	176	250	62.5	2
STOOL BASE (RFV)	29	N/A	77	54	N/A	N/A	N/A	N/A	92	8.5	N/A
3 SEATER SOFA (3ST)	91	73	194	94	68	52	54	159	213	47.5	2
2 SEATER SOFA (2ST)	91	73	174	94	68	52	54	139	196	44	2
ARM CHAIR (1ST)	91	73	92	94	68	52	54	55	128	29	1
ACCENT PIECES											
MALO FOOTSTOOL (FST)	29	N/A	52	52	N/A	N/A	N/A	N/A	52	7	N/A



* Hardwood & composite board frame.

* Dowelled, screwed, glued & stapled joinery.

* Light Walnut foot.

* High density foam seats for support and comfort.

* Reversible fibre filled backs for added comfort.

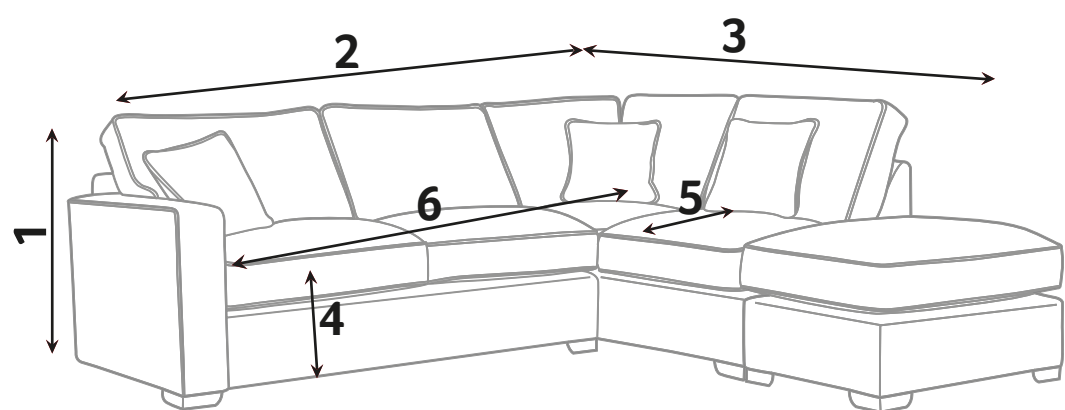
* Fibre filled scatters included.

* Chaise Sofa fully reversible. No need to specify left or right.

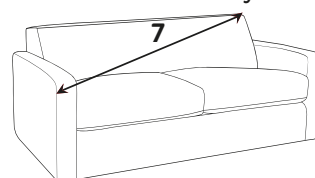
* Serpentine seat springs & silent wire.

* Elasticated back webbing.

DIMENSION GUIDE



Check the diagonal access dimension to ensure furniture will fit in your home.



1 - HEIGHT
2 - WIDTH

3 - DEPTH
4 - SEAT HEIGHT

5 - SEAT DEPTH (STD & PILLOW)
6 - SEAT WIDTH

7 - DIAGONAL ACCESS

Illustrations used for reference only.

HIGH DENSITY FOAM SEATS

Our high density foam seat interiors offer a comfortable and supportive sit whilst maintaining their shape.

CARE GUIDE

To improve the longevity of your hand-made furniture, we recommend rotating cushions (where applicable).

For further information on maintaining your furniture, please refer to the Care Guide located under the seat platform.

Light Walnut



FOOT OPTIONS:

Wood is a natural product and will vary in shade/colour from item to item. Feet require fitting.

Please note : All dimensions are approximate. Allow tolerance of +/- 2.5cm.

Weight limits per seat: tested according with BS EN 12520:2010 & BS EN 1022:2005 for general domestic use which are based on persons weighing up to a maximum of 110kg.





Cover 1:
Cove Hazel

Cover 2:
Odelle Rust

Cover 1:
Cove Natural

Walnut Feet

Miller Collection

Colours represented are to be used as a guide only.
Please refer to manufacturers swatch for a more accurate colour match.

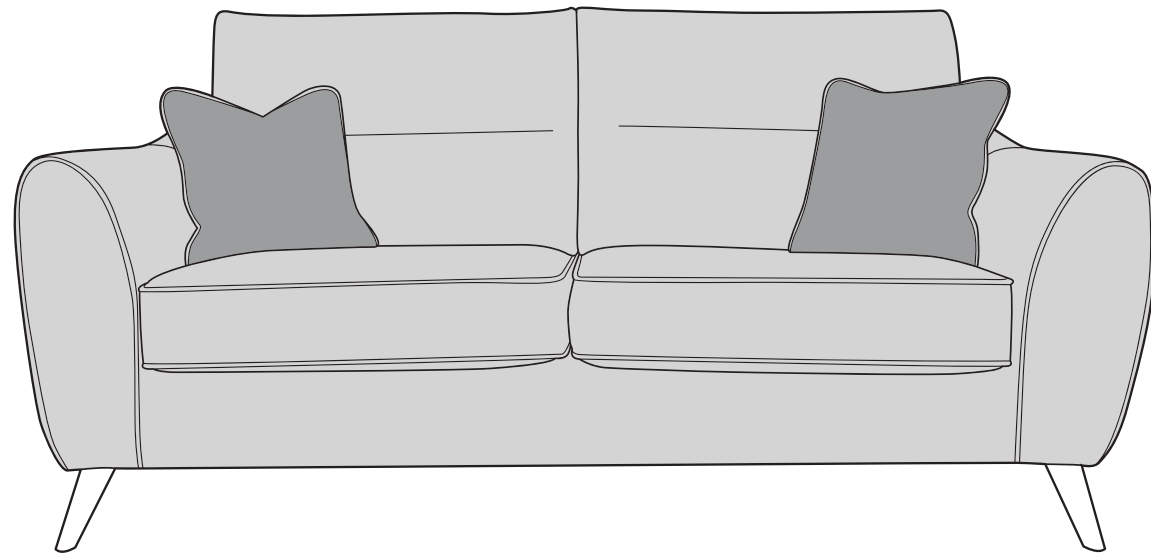
Please note that colour shadings can vary slightly from each roll of fabric.
We cannot guarantee a precise match to these samples or between cut lengths and upholstered goods.

17/01/2023

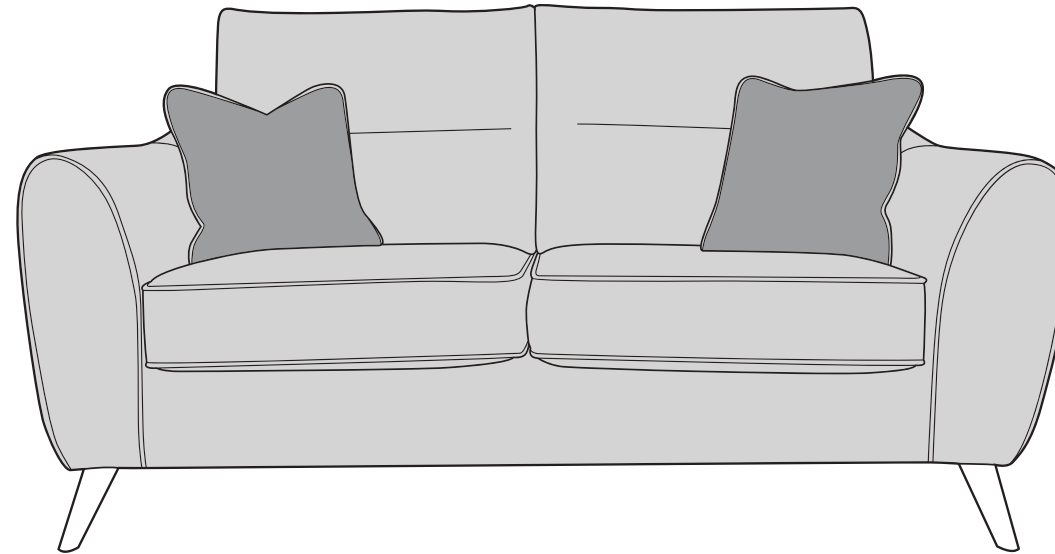
MILLER COVER GUIDE: STANDARD BACK ONLY

Please use this guide when ordering the following pieces to clarify cover options.


3 Seater Sofa (3ST)




2 Seater Sofa (2ST)

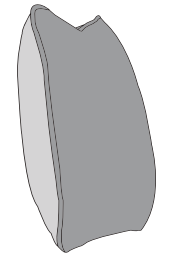


Armchair (1ST)



-  **COVER 1**
(BODY)
-  **COVER 2**
(SCATTER)

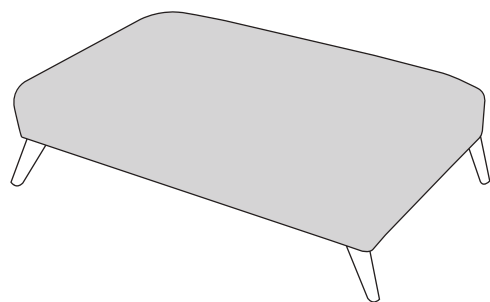
Scatter Cushions



Piped Edge
Front = Cover 2
Back = Cover 1

SUGGESTED ACCENT PIECES

Miller Footstool (FST)



MILLER DIMENSIONS (CM)

AVAILABLE PIECES	HEIGHT 1	WIDTH 2	DEPTH 3	SEAT HEIGHT 4	SEAT DEPTH 5	SEAT WIDTH 6	ACCESS DIAGONAL 7	OUTBACK HEIGHT 8	ARM HEIGHT 9	WEIGHT (KG)	SCATTER CUSHION NO.
3 SEATER SOFA (3ST)	99	206	100	50	55	161	220	83	71	57	2
2 SEATER SOFA (2ST)	99	182	100	50	55	137	197	83	71	49	2
ARMCHAIR (1ST)	99	84	100	50	55	59	136	83	71	36.5	1
ACCENT PIECE											
MILLER FOOTSTOOL (FST)	35	106	65	N/A	N/A	N/A	N/A	N/A	N/A	14.5	N/A

* Hardwood & composite board frame.

* Dowelled, screwed, glued & stapled joinery.

* Walnut and Mld Oak foot options.

* Fibre back cushions for added comfort.

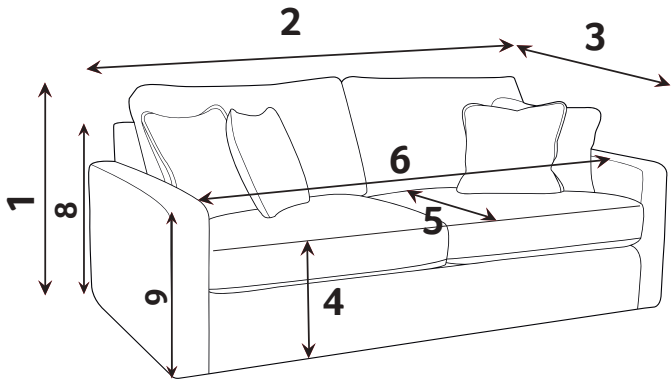
* Reversible high density foam seats for support & comfort.

* Feather filled scatters included. 

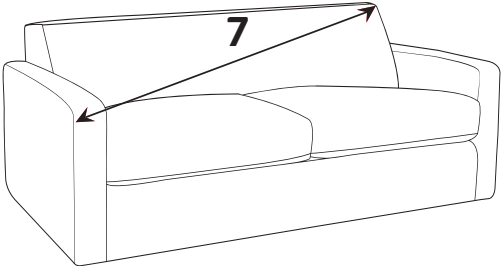
* Serpentine seat springs & silent wire.

* Elasticated back webbing.

DIMENSION GUIDE



Check the diagonal access dimension to ensure furniture will fit in your home.



- 1 - HEIGHT
- 3 - DEPTH
- 5 - SEAT DEPTH (STD & PILLOW)
- 7 - DIAGONAL ACCESS
- 2 - WIDTH
- 4 - SEAT HEIGHT
- 6 - SEAT WIDTH
- 8 - OUTBACK HEIGHT
- 9 - ARM HEIGHT

Illustrations used for reference only.

REVERSIBLE HIGH DENSITY FOAM SEATS

Our high density foam seat interiors offer a comfortable and supportive sit whilst maintaining their shape.

CARE GUIDE

To improve the longevity of your hand-made furniture, we recommend rotating cushions (where applicable).

For further information on maintaining your furniture, please refer to the Care Guide located under the seat platform.

Walnut



Mid Oak



FOOT OPTIONS:

Please note : All dimension are approximate. Allow tolerance of +/- 2.5cm.

Wood is a natural product and will vary in shade/colour from item to item. Feet may require fitting.



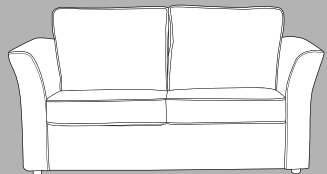


Cover 1:
Costa Putty

Nexus Sofa Bed

Available Pieces: 120cm Standard Sofa bed (2SB)

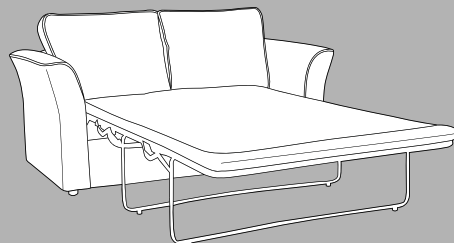
H: 90cm W: 170cm D: 86cm
Weight: 78.5kg



Dimensions: Height x Width x Depth

Please note: All dimensions are approximate. Allow tolerance of +/- 2.5cm.
Colours represented are to be used as a guide only. Please refer to manufacturers swatch for a more accurate colour match.

Open depth: 220cm



STANDARD ACTION & FOAM MATTRESS

A three fold metal action with a sprung 'polyprop' base. Complemented by a high performance foam mattress. For occasional use only.

Mattress Thickness: 6cm

Mattress Length: 185cm

3 fold action is 140Kg total max occupancy weight

120cm sofa bed:

2S	
(2SB)	

Mattress Width: 113cm



Foot option
GLIDES





Cover 1:
Titus Truffle

Beech Feet

Nicole Collection

Colours represented are to be used as a guide only.
Please refer to manufacturers swatch for a more accurate colour match.

Please note that colour shadings can vary slightly from each roll of fabric.
We cannot guarantee a precise match to these samples or between cut lengths and upholstered goods.

Extra Flex[®]
Soft, Supportive Seating

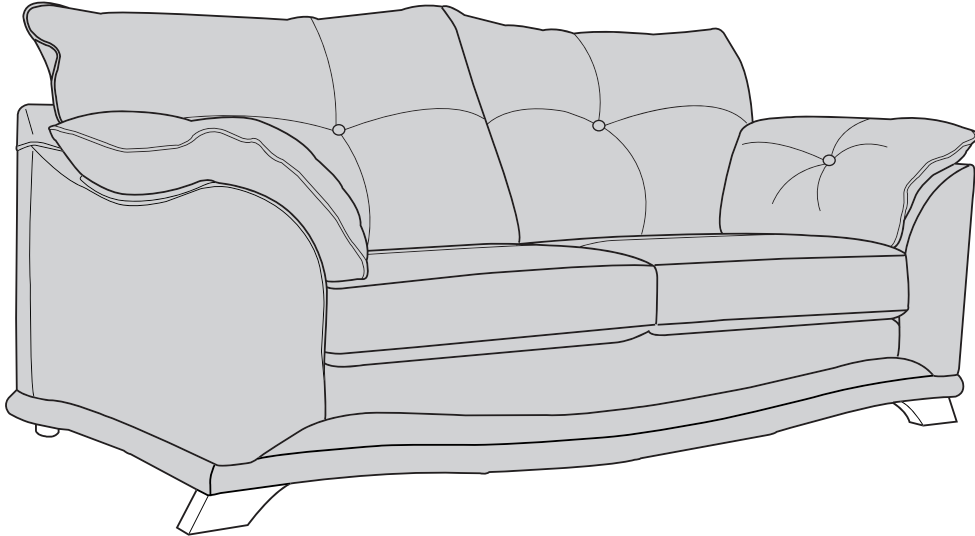
14/10/2022

NICOLE COVER GUIDE: STANDARD BACK ONLY

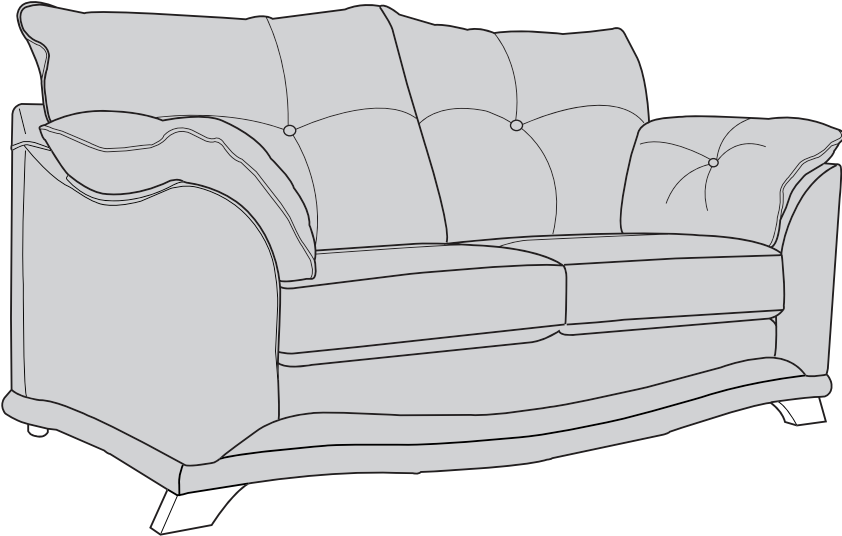
Please use this guide when ordering the following pieces to clarify cover options.

STANDARD BACK


3 Seater Sofa (3ST)



2 Seater Sofa (2ST)



Arm Chair (1ST)



APPROVED MEMBER



NICOLE DIMENSIONS (CM)

AVAILABLE PIECES	HEIGHT 1	WIDTH 2	DEPTH 3	SEAT HEIGHT 4	SEAT DEPTH (STD) 5	SEAT WIDTH 6	ACCESS DIAGONAL 7	WEIGHT (KG)
3 SEATER SOFA	88	209	102	53	55	140	227	62
2 SEATER SOFA	88	172	102	53	55	100	194	54.5
ARM CHAIR	88	108	102	53	55	38	142	38

* Hardwood & composite board frame.

* Dowelled, screwed, glued & stapled joinery.

* Chrome & Wood foot options.

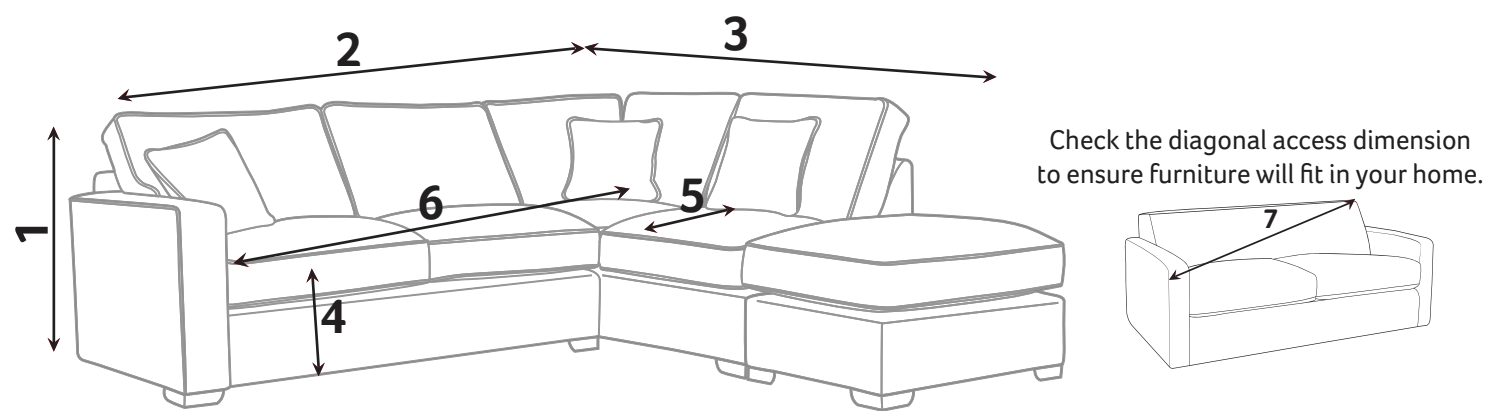
* ExtraFlex high comfort seat cushions.

* Fibre Filled backs for added comfort..

* Serpentine seat springs & silent wire.

* Elasticated back webbing.

DIMENSION GUIDE



Check the diagonal access dimension to ensure furniture will fit in your home.

- 1 - HEIGHT
- 2 - WIDTH
- 3 - DEPTH
- 4 - SEAT HEIGHT
- 5 - SEAT DEPTH (STD & PILLOW)
- 6 - SEAT WIDTH
- 7 - DIAGONAL ACCESS

Illustrations used for reference only.

Extra Flex®

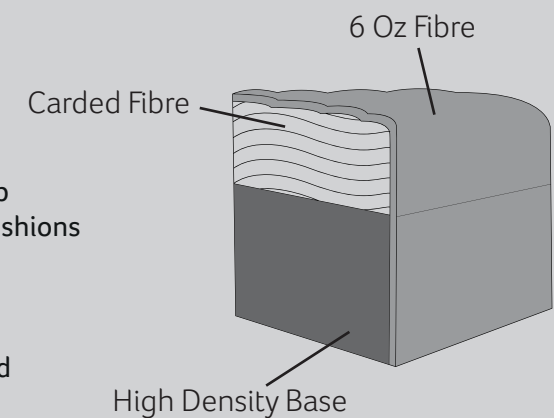
A high density foam base seat interior with a hand-rolled carded fibre, channelled topper which provides both softness and support.

CARE GUIDE

Extraflex seat cushions should be plumped up on a regular basis to help maintain the aesthetical appeal of your upholstery, the plumping of cushions is essential to help retain the comfort and softness of any piece of upholstered furniture.

To improve the longevity of your hand-made furniture, we recommend rotating cushions (where applicable).

For further information on maintaining your furniture please refer to the care guide located under the seat platform.



- Beech (light)
- Mid Oak
- Mahogany (dark)
- Chrome

FOOT OPTIONS:



Wood is a natural product and will vary in shade/colour from item to item. Feet may require fitting.

Please note : All dimensions are approximate. Allow tolerance of +/- 2.5cm.





Cover 3:
Labyrinth Mink

Cover 2:
Aero Charcoal

Cover 1:
Saddle Black

Chrome Feet

Omega Collection

Extra Flex[®]
Soft, Supportive Seating

Colours represented are to be used as a guide only.
Please refer to manufacturers swatch for a more accurate colour match.

Please note that colour shadings can vary slightly from each roll of fabric.
We cannot guarantee a precise match to these samples or between cut lengths and upholstered goods.

10/08/2020

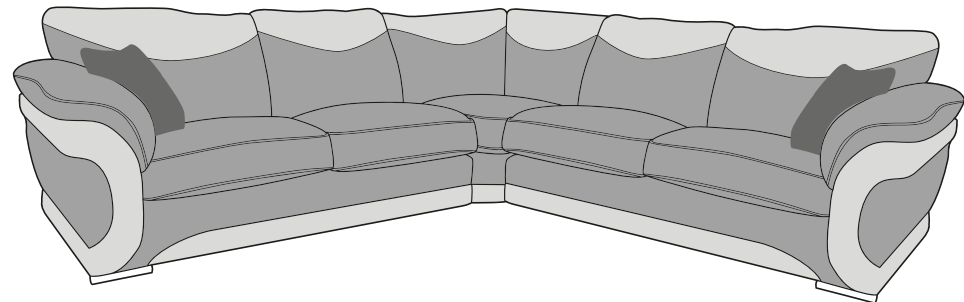
OMEGA COVER GUIDE - STANDARD BACK

COVER 1 = OUTER / TRIM / PIPING (EXCLUDING SEAT CUSHIONS) REVERSE OF NONE SCALLOPED PILLOWS & SCATTER CUSHIONS

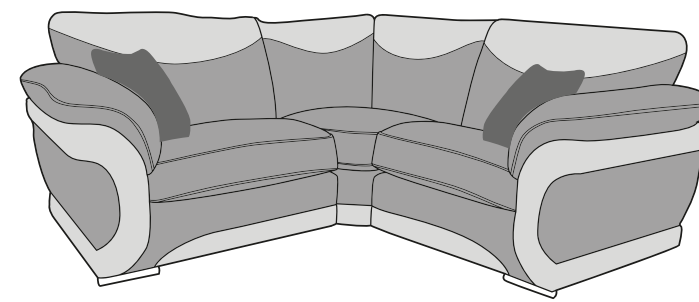
Please use this guide when ordering the following pieces to clarify cover options.

STANDARD BACK

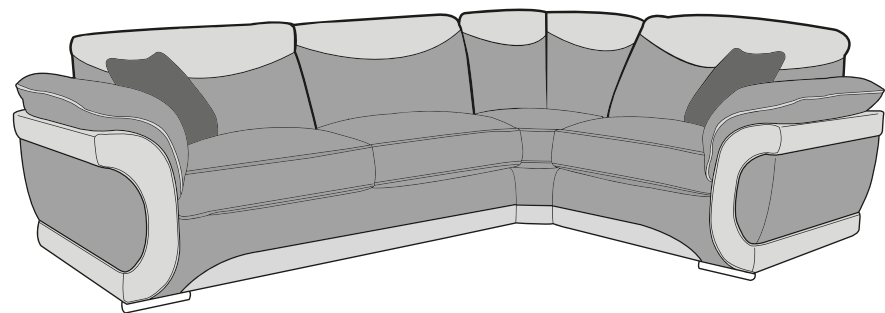
L2, CO, R2 (LH2, COR, RH2) Group



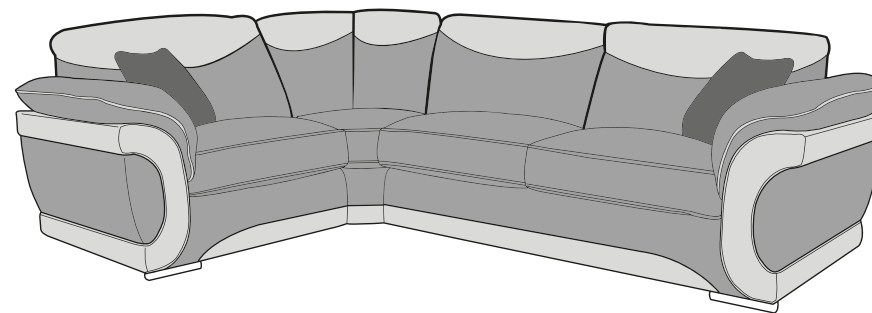
L1, CO, R1 (LH1, COR, RH1) Group



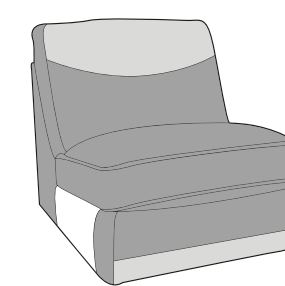
L2, CO, R1 (LH2, COR, RH1) Group




L1, CO, R2 (LH1, COR, RH2) Group




AU (ALU)




3 Seater Sofa
H: 92cm W: 214cm D: 97cm



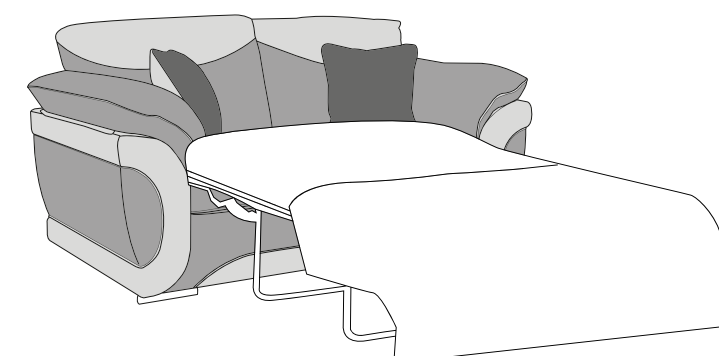
2 Seater Sofa
H: 92cm W: 189cm D: 97cm



Arm Chair
H: 92cm W: 126cm D: 97cm

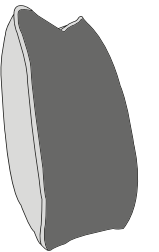


2 Seater Sofa Bed (2SB)



-  **COVER 1**
(OUTER)
-  **COVER 2**
(INNER)
-  **COVER 3**
(SCATTER)

Scatter Cushions



Front = Cover 3
Piping = Cover 1
Reverse = Cover 1



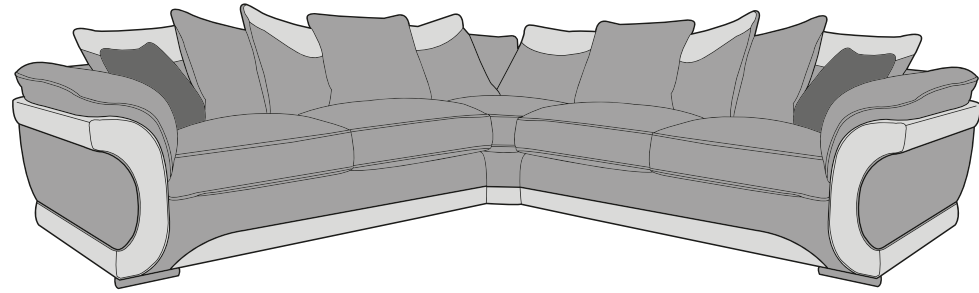
OMEGA COVER GUIDE - PILLOW BACK

COVER 1 = OUTER / TRIM / PIPING (EXCLUDING SEAT CUSHIONS) REVERSE OF NONE SCALLOPED PILLOWS & SCATTER CUSHIONS

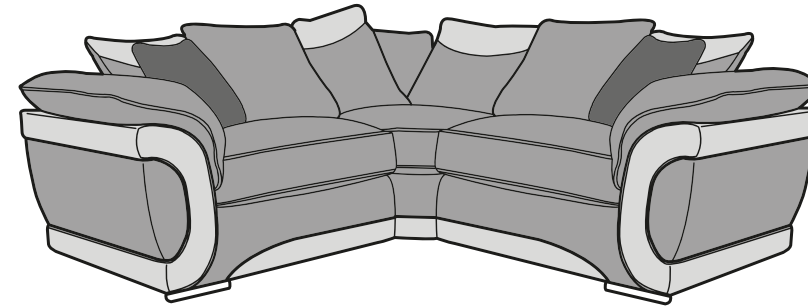
Please use this guide when ordering the following pieces to clarify cover options.

PILLOW BACK

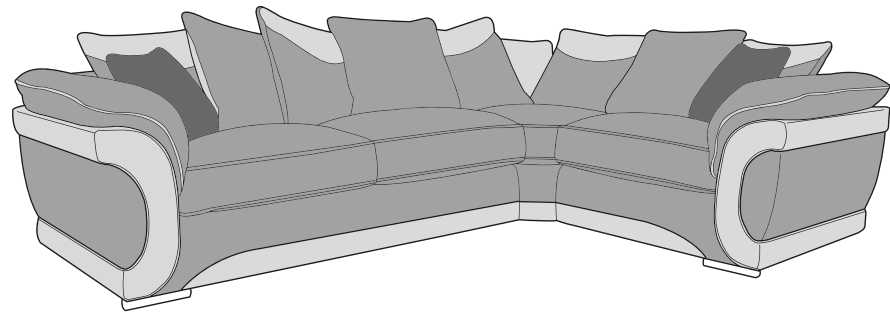
L2, CO, R2 (LH2, COR, RH2) Group



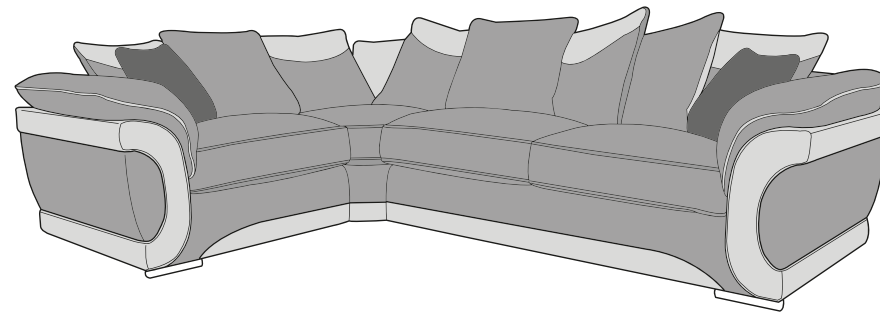
L1, CO, R1 (LH1, COR, RH1) Group



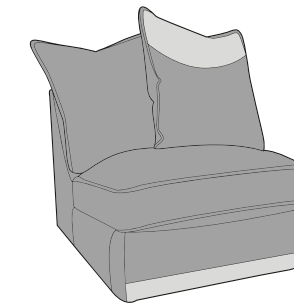
L2, CO, R1 (LH2, COR, RH1) Group



L1, CO, R2 (LH1, COR, RH2) Group

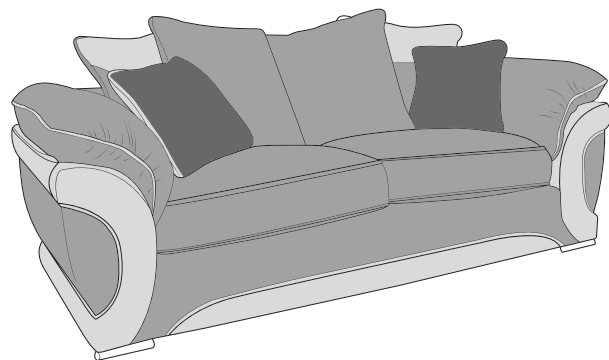


AU (ALU)



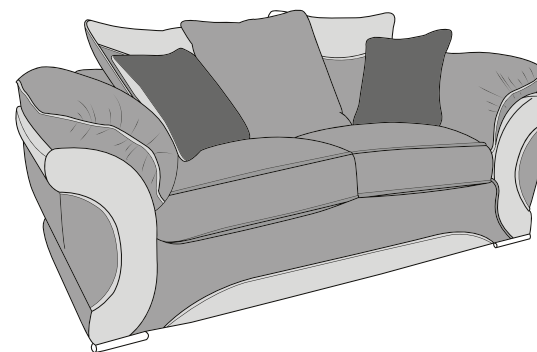
3 Seater Sofa




H: 92cm W: 214cm D: 97cm



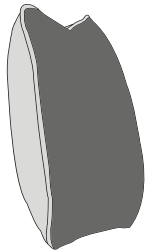
2 Seater Sofa

H: 92cm W: 189cm D: 97cm



-  **COVER 1**
(OUTER)
-  **COVER 2**
(INNER)
-  **COVER 3**
(SCATTER)

Scatter Cushions



Front = Cover 3
Piping = Cover 1
Reverse = Cover 1



OMEGA DIMENSIONS (CM)

AVAILABLE PIECES	HEIGHT 1	OUTBACK HEIGHT	WIDTH 2	DEPTH 3	ARM HEIGHT	SEAT HEIGHT 4	SEAT DEPTH 5	SEAT WIDTH 6	ACCESS DIAGONAL 7	WEIGHT (KG)	PILLOW BACK NO.	SCATTER CUSHION NO.
L2, CO, R2 GROUP	92	73	293	293	75	55	N/A	N/A	N/A	138	11	2
L1, CO, R1 GROUP	92	73	219	219	75	55	N/A	N/A	N/A	105	7	2
L2, CO, R1 GROUP or L1, CO, R2 GROUP	92	73	293	219	75	55	N/A	N/A	N/A	121.5	9	2
L2/R2 UNIT	92	73	187	97	75	55	59	N/A	N/A	53	4	1
L1/R1 UNIT	92	73	113	97	75	55	59	N/A	N/A	36.5	2	1
CO - CORNER UNIT	92	73	106	106	N/A	55	59	N/A	N/A	32	3	N/A
AU - ARMLESS UNIT	92	73	77	97	N/A	55	59	N/A	N/A	24.5	2	N/A
3 SEATER SOFA	92	73	214	97	75	55	59	N/A	N/A	72	4	2
2 SEATER SOFA	92	73	186	97	75	55	59	N/A	N/A	63.5	3	2
ARM CHAIR	92	73	126	97	75	55	59	N/A	N/A	46.5	N/A	1
SOFA BED - STD BACK ONLY												
2S (120CM SOFA BED) STANDARD	92	73	186	97	75	55	59	N/A	N/A	78.5	N/A	2
OPEN DEPTH OF SOFA BED 226CM												

SOFABED SLEEP OPTION

STANDARD ACTION & FOAM MATTRESS

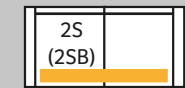
A three fold metal action with a sprung 'polyprop' base. Complemented by a high performance foam mattress. For occasional use only.

Mattress Thickness: 6cm

Mattress Length: 185cm

3 fold action is 140Kg total max occupancy weight

120cm sofa bed:



Mattress Width: 113cm



* Hardwood & composite board frame.

* Dowelled, screwed, glued & stapled joinery.

* Chrome & Wood foot options.

* Fibre filled backs for added comfort.

* Reversible pillows & back cushions for durability and comfort.

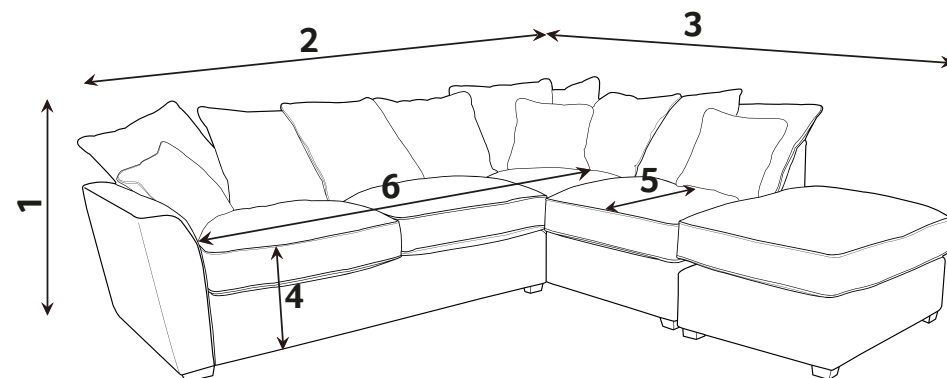
* Fibre filled scatters included.

* ExtraFlex high comfort seat cushions.

* Serpentine seat springs & silent wire.

* Superloop back springs.

DIMENSION GUIDE

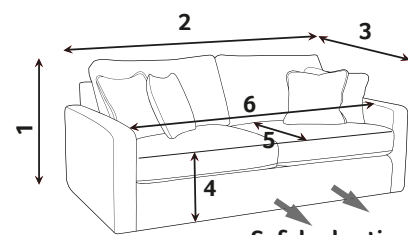


1 - HEIGHT
2 - WIDTH

3 - DEPTH
4 - SEAT HEIGHT

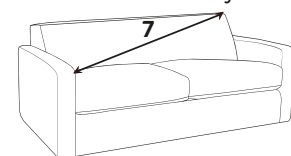
5 - SEAT DEPTH (STD & PILLOW)
6 - SEAT WIDTH

7 - DIAGONAL ACCESS



Sofabed action

Check the diagonal access dimension to ensure furniture will fit in your home.



Illustrations used for reference only.

A high density foam base seat interior with a hand-rolled carded fibre, channelled topper which provides both softness and support.

CARE GUIDE

Extraflex seat cushions should be **plumped up on a regular basis** to help maintain the aesthetic appeal of your upholstery, the plumping of cushions is essential to help retain the comfort and softness of any piece of upholstered furniture.

To improve the longevity of your hand-made furniture, we recommend rotating cushions (where applicable).

For further information on maintaining your furniture please refer to the care guide located under the seat platform.

Oak (light)

Dark Ash (dark)

Chrome

FOOT OPTIONS:



Wood is a natural product and will vary in shade/colour from item to item. Feet may require fitting.

6 Oz Fibre

Carded Fibre

High Density Base



Please note : All dimension are approximate. Allow tolerance of +/- 2.5cm.

10/08/2020



Cover 2:
Whimsical Bronze

Cover 3:
Galaxy Bronze

Cover 1:
Titus Truffle

Dark wood feet

Pandora Collection

Colours represented are to be used as a guide only.
Please refer to manufacturers swatch for a more accurate colour match.

Please note that colour shadings can vary slightly from each roll of fabric.
We cannot guarantee a precise match to these samples or between cut lengths and upholstered goods.

Extra Flex[®]
Soft, Supportive Seating


19/04/2022

PANDORA COVER GUIDE - STANDARD BACK

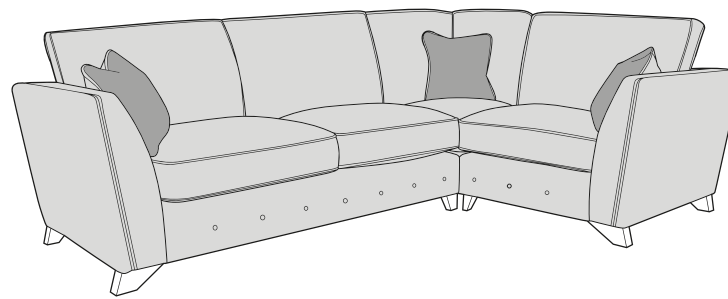
Please use this guide when ordering the following pieces to clarify cover options.

STANDARD BACK

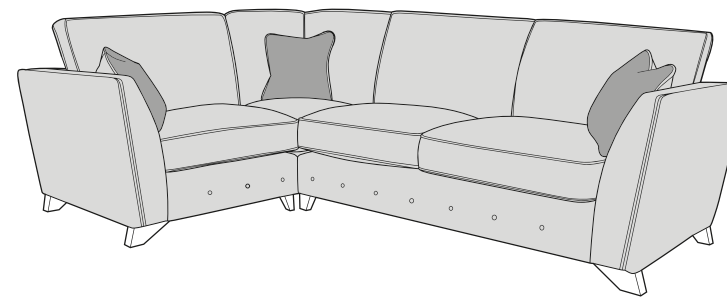
Corner Group: (LH2.COR, RH2)



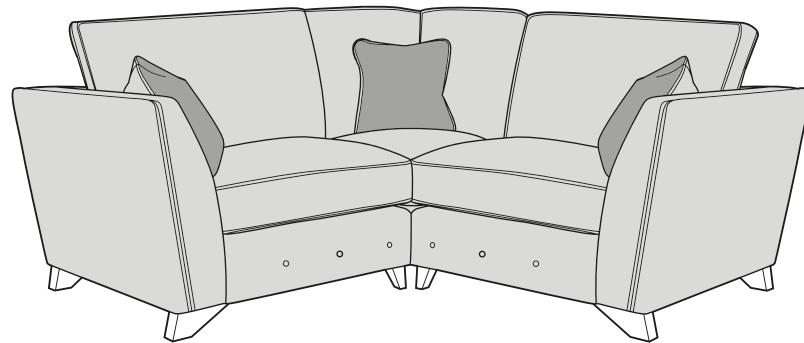
Corner Group: LH2, COR, RH1




Corner Group: LH1, COR, RH2



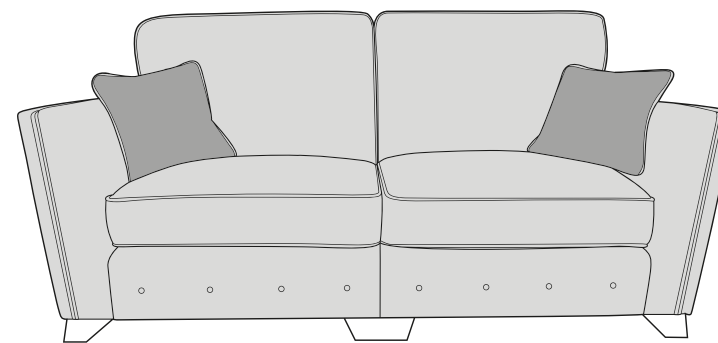
Corner Group: LH1, COR, RH1



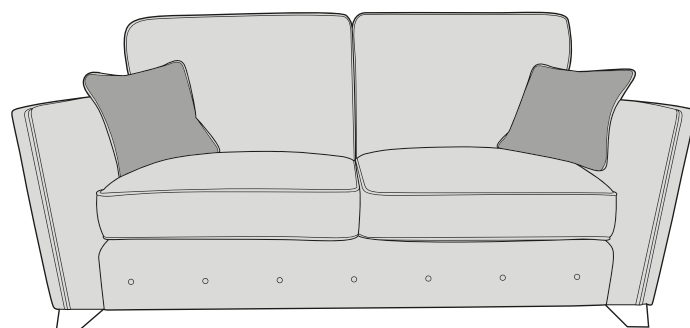
Armless Unit (ALU)



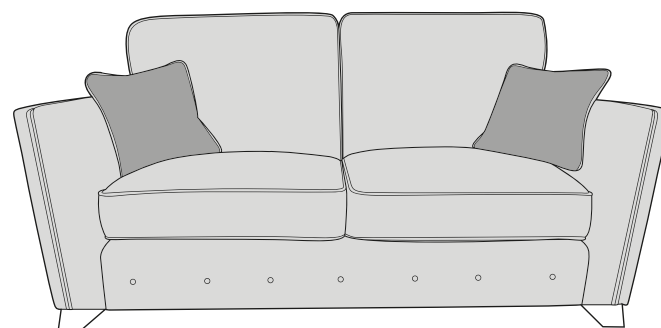
4 Seater Modular (4MD)



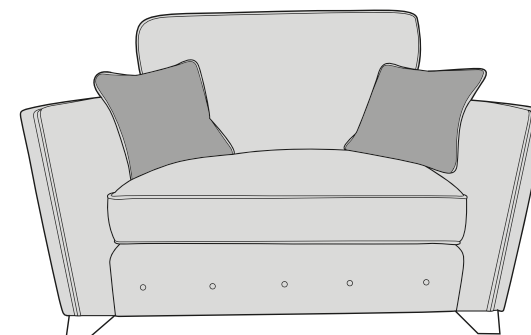
3 Seater Sofa (3ST)




2 Seater Sofa (2ST)





Love Chair (LOV)



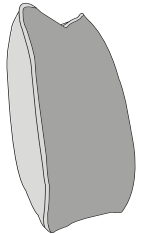
Armchair (1ST)



 **COVER 1**
(BODY)

 **COVER 2**
(SCATTER)

Standard Back
Scatter Cushions



Front = Cover 2
Piping = Cover 1
Back = Cover 1


BFM
BRITISH FURNITURE
MANUFACTURERS
APPROVED MEMBER

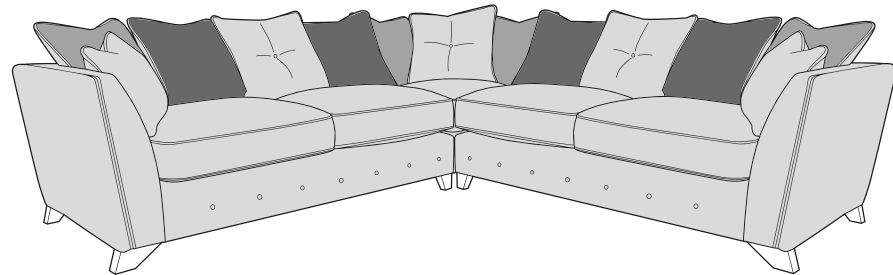

ACID
ANTI COPYING IN DESIGN

PANDORA COVER GUIDE - PILLOW BACK

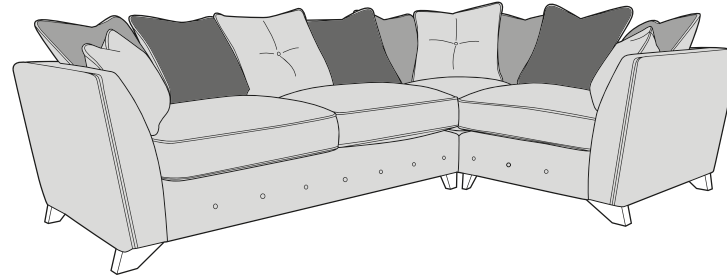
Please use this guide when ordering the following pieces to clarify cover options.

PILLOW BACK

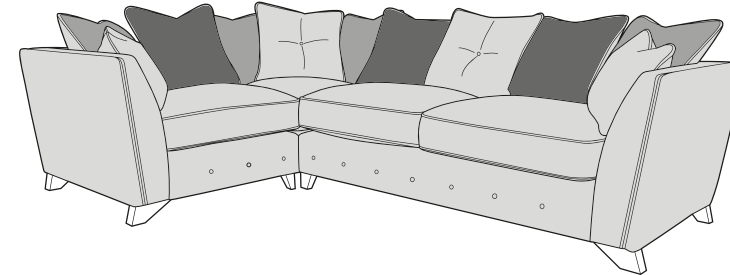
Corner Group: LH2, COR, RH2



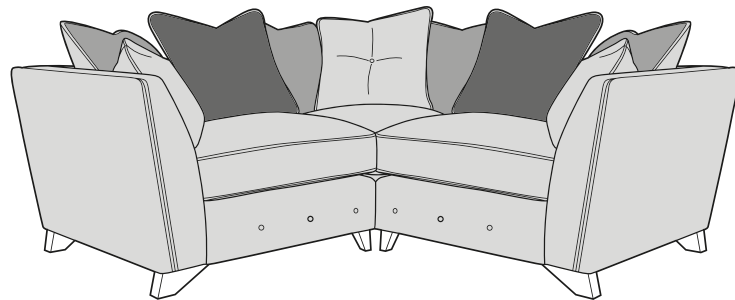
Corner Group: LH2, COR, RH1




Corner Group: LH1, COR, RH2



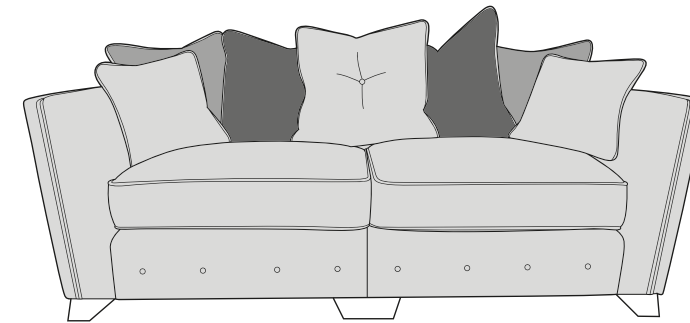
Corner Group: LH1, COR, RH1



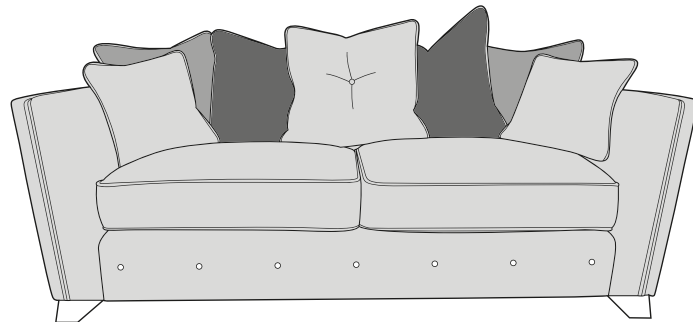
Armless Unit (ALU)



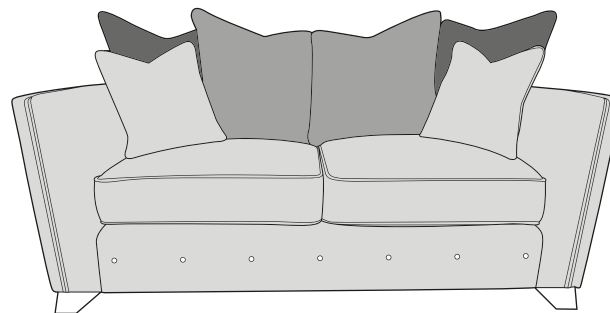
4 Seater Modular Sofa (4MD)






3 Seater Sofa (3ST)

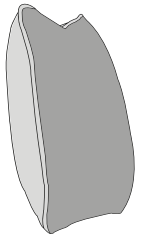


2 Seater Sofa (2ST)



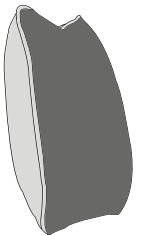
-  **COVER 1**
(BODY)
-  **COVER 2**
(PILLOW)
-  **COVER 3**
(SCATTER)

Pillow Back Cushions



Front = Cover 2
Piping = Cover 1
Back = Cover 1


Pillow Back Scatter Cushions



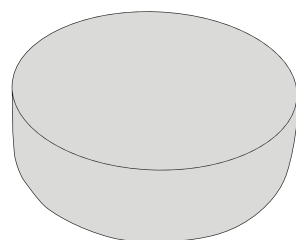
Front = Cover 3
Piping = Cover 1
Back = Cover 1

SUGGESTED ACCENT PIECES

Pandora Accent Chair (ACH)



Arc Round Footstool (FST)



PANDORA DIMENSIONS (CM)

AVAILABLE PIECES	HEIGHT 1	WIDTH 2	DEPTH 3	SEAT HEIGHT 4	SEAT DEPTH (STD) 5	SEAT DEPTH (PIL) 5	SEAT WIDTH 6	ACCESS DIAGONAL 7	OUTBACK HEIGHT 8	ARM HEIGHT 9	WEIGHT (KG)	PILLOW BACK NUMBER	SCATTER CUSHIONS
LH2, COR, RH2 CORNER GROUP	97	286	286	55	57	54	N/A	N/A	74	74	134	11 (x3 cover 1 / x4 cover 2 / x4 cover 3)	2 (PIL Back) 3 (STD Back)
LH2, COR, RH1 CORNER GROUP or LH1, COR, RH2 CORNER GROUP	97	286	200	55	57	54	N/A	N/A	74	74	116	9 (x2 cover 1 / x4 cover 2 / x3 cover 3)	2 (PIL Back) 3 (STD Back)
LH1, COR, RH1 CORNER GROUP	97	200	200	55	57	54	N/A	N/A	74	74	94	7 (x1 cover 1 / x4 cover 2 / x2 cover 3)	2 (PIL Back) 3 (STD Back)
LH2/RH2 UNIT	97	189	97	55	57	54	169	212	74	74	52	4 (x1 cover 1 / x1 cover 2 / x2 cover 3)	1
LH1/RH1 UNIT	97	103	97	55	57	54	83	141	74	74	34	2 (x1 cover 2 / x1 cover 3)	1
CORNER UNIT (COR)	97	97	97	55	57	54	N/A	137	74	N/A	30	3 (x1 cover 1 / x2 cover 2)	1 (STD Back)
ARMLESS UNIT (ALU)	97	80	97	55	57	54	N/A	125	74	N/A	25	2 (x1 cover 1 / x1 cover 3)	N/A
4ML/4MR UNIT	97	132	97	55	57	54	111	164	74	74	41	3 (x1 cover 1 / x1 cover 2 / x1 cover 3) and 2 (x1 cover 2 / x 1 cover 3)	1
4 SEATER MODULAR SOFA (4MD)	97	264	97	55	57	54	222	281	74	74	82	5 (x1 cover 1 / x2 cover 2 / x2 cover 3)	2
3 SEATER SOFA (3ST)	97	210	97	55	57	54	170	230	74	74	71	5 (x1 cover 1 / x2 cover 2 / x2 cover 3)	2
2 SEATER SOFA (2ST)	97	186	97	55	57	54	143	210	74	74	66	4 (x2 cover 2 / x2 cover 3)	2
LOVE CHAIR (LOV)	97	142	97	55	57	54	99	172	74	74	59	N/A	2
ARMCHAIR (1ST)	97	109	97	55	57	54	69	146	74	74	50	N/A	1
ACCENT PIECES													
PANDORA ACCENT CHAIR (ACH)	111	82	102	43	48	N/A	60	127	N/A	45	37	N/A	1 BOLSTER
ARC ROUND FOOTSTOOL (FST)	33	97	97	N/A	N/A	N/A	N/A	N/A	N/A	N/A	22	N/A	N/A

* Hardwood & composite board frame.

* Dowelled, screwed, glued & stapled joinery.

* Light, Dark & Grey Ash Wood foot options.

* Feather filled scatter cushions included. 

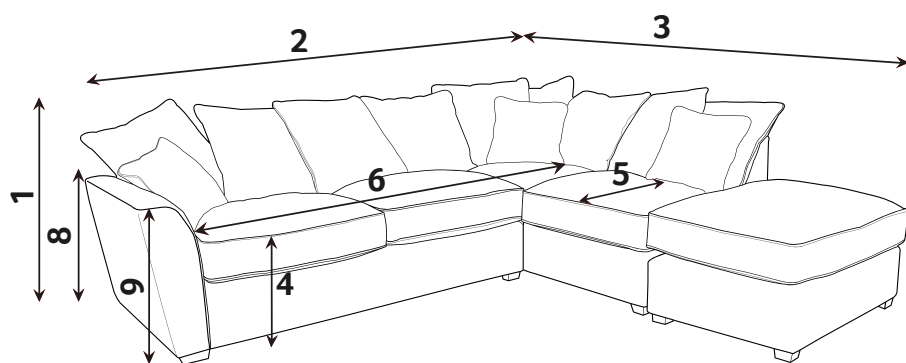
* ExtraFlex high comfort seat cushions.

* Fibre filled backs for added comfort.

* Serpentine seat springs & silent wire.

* Elasticated back webbing.

DIMENSION GUIDE



1 - HEIGHT

2 - WIDTH

3 - DEPTH

4 - SEAT HEIGHT

5 - SEAT DEPTH (STD & PILLOW)

6 - SEAT WIDTH

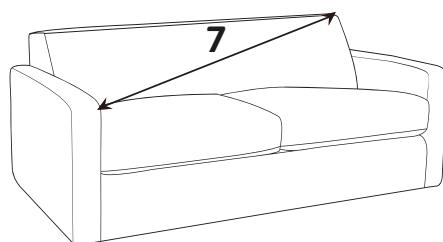
7 - DIAGONAL ACCESS

8 - OUTBACK HEIGHT

9 - ARM HEIGHT

Illustrations used for reference only.

Check the diagonal access dimension to ensure furniture will fit in your home.



Extra Flex®

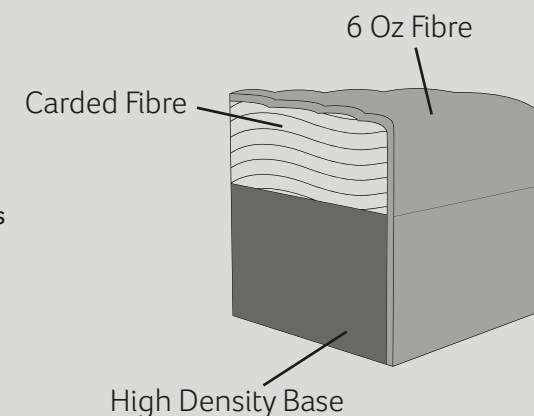
A high density foam base seat interior with a hand-rolled carded fibre, channelled topper which provides both softness and support.

CARE GUIDE

Extraflex seat cushions should be **plumped up on a regular basis** to help maintain the aesthetic appeal of your upholstery, the plumping of cushions is essential to help retain the comfort and softness of any piece of upholstered furniture.

To improve the longevity of your hand-made furniture, we recommend rotating cushions (where applicable).

For further information on maintaining your furniture please refer to the care guide located under the seat platform.



Beech (Light)

Antique (Dark)

Grey Ash

FOOT OPTIONS:



Please note : All dimension are approximate. Allow tolerance of +/- 2.5cm.

Wood is a natural product and will vary in shade/colour from item to item. Feet may require fitting.

19/04/2022



Cover 1:
Titus Truffle

Plaza Collection

Colours represented are to be used as a guide only.
Please refer to manufacturers swatch for a more accurate colour match.


Please note that colour shadings can vary slightly from each roll of fabric.
We cannot guarantee a precise match to these samples or between cut lengths and upholstered goods.

20/06/2022


PLAZA COVER GUIDE: FIXED BACK ONLY

Please use this guide when ordering the following pieces to clarify cover options.


3 Seater Recliner Sofa (L3M/E, R3X/E)



2 Seater Recliner Sofa (L2M/E, R2M/E)



Recliner Chair (M/E)



APPROVED MEMBER



PLAZA DIMENSIONS (CM)

AVAILABLE PIECES	HEIGHT 1	WIDTH 2	DEPTH 3	SEAT HEIGHT 4	SEAT DEPTH (STD) 5	SEAT WIDTH 6	ACCESS DIAGONAL 7	OUTBACK HEIGHT 8	ARM HEIGHT 9	WEIGHT (KG)
3 SEATER RECLINER (L3M/E, R3M/E)	104	206	96	53	54	N/A	137	92	66	N/A
2 SEATER RECLINER (L2M/E, R2M/E)	104	164	96	53	54	N/A	122	92	66	N/A
RECLINER CHAIR (M/E)	104	109	96	53	54	N/A	135	92	66	N/A

* Hardwood & composite board frame.

* Dowelled, screwed, glued & stapled joinery.

* Available pieces: Manual (M) or Electric (E) recliner actions.

* High Density foam seats for support and comfort.

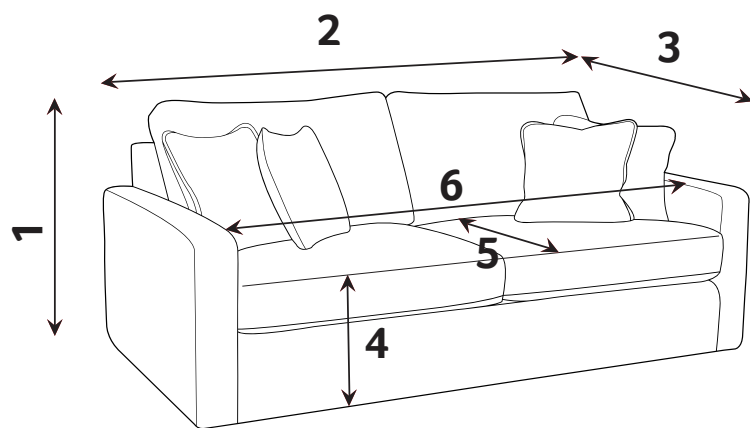
* Fibre Filled backs for added comfort.

* Super soft filled arm pads for added comfort.

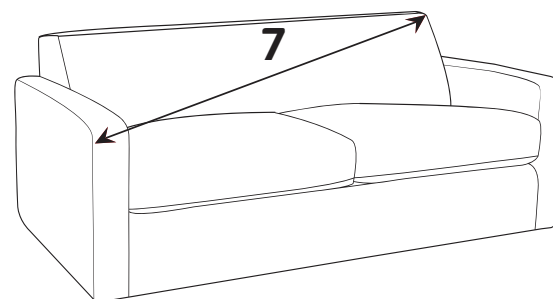
* Serpentine seat springs & silent wire.

* Elasticated back webbing.

DIMENSION GUIDE



Check the diagonal access dimension to ensure furniture will fit in your home.



1 - HEIGHT
2 - WIDTH

3 - DEPTH
4 - SEAT HEIGHT

5 - SEAT DEPTH (STD & PILLOW)
6 - SEAT WIDTH

7 - DIAGONAL ACCESS

Illustrations used for reference only.

HIGH DENSITY FOAM SEATS

Our high density foam seat interiors offer a comfortable and supportive sit whilst maintaining their shape.

CARE GUIDE

For further information on maintaining your furniture, please refer to the Care Guide located under the seat platform.



ezseries

The best just got better.

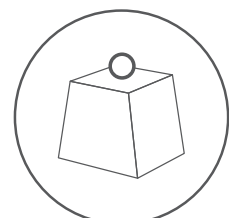
360ez[®] series mechanisms **NOW** **400**ez[™] series mechanisms

Industry's first! - Tested at 28 stone (400lbs.) total weight capacity

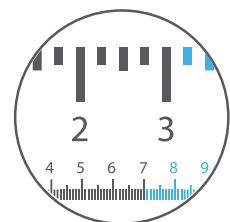
The revolutionary WallHugger[®] mechanism product innovation from Leggett & Platt. This extraordinary metal-to-the-floor mechanism can support up to 28 stone (400lbs.) weight capacity.

- 25,000 cycle and impact tested.
- Close-to-wall feature in Full-Recline.
- Manual or Power version available.

Patent-pending technology.

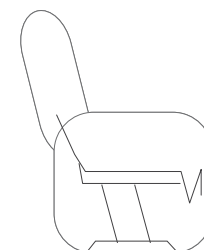


400 lbs. lifecycle-tested for stronger, long lasting mechanisms.

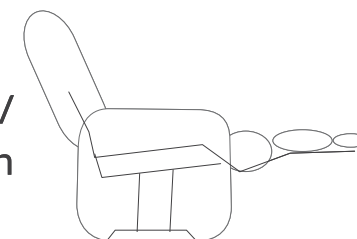


Full-recline can be achieved with the chair 2-3 inches (5-7cm) from the wall.

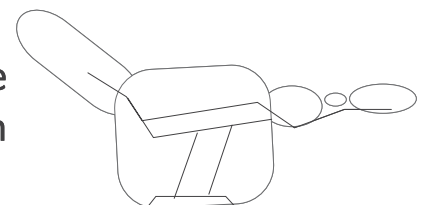
Sitting Position



Reading/TV Position



Full-Recline Position





Cover 2:
Chester Mono

Cover 3:
Duke Old Gold

Cover 1:
Elara Forest

Randall Collection

Extra Flex[®]
Soft, Supportive Seating

Colours represented are to be used as a guide only.
Please refer to manufacturers swatch for a more accurate colour match.

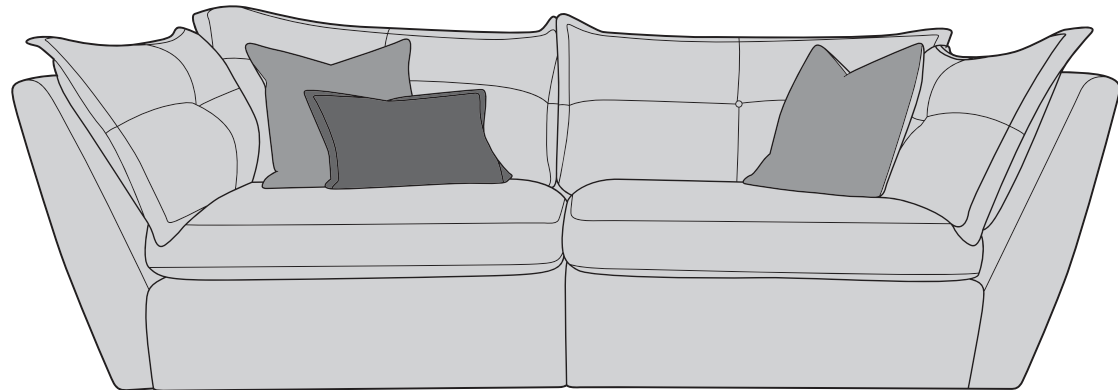
Please note that colour shadings can vary slightly from each roll of fabric.
We cannot guarantee a precise match to these samples or between cut lengths and upholstered goods.

28/09/2022

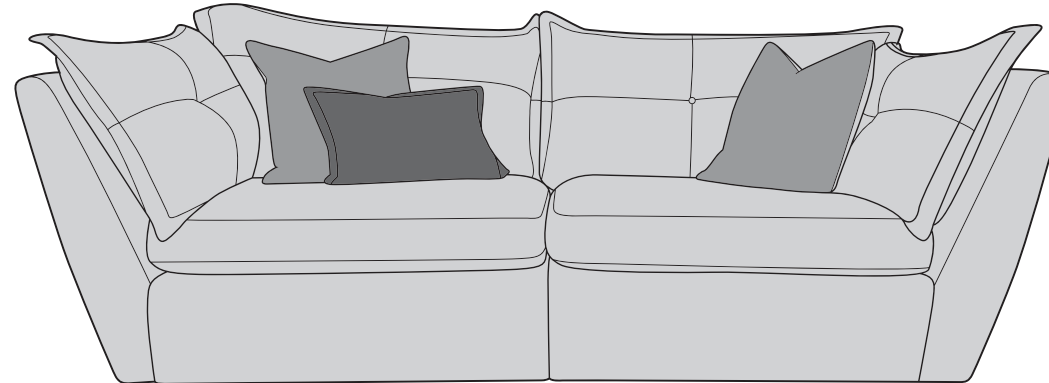
RANDALL COVER GUIDE: STANDARD BACK ONLY

Please use this guide when ordering the following pieces to clarify cover options.


4 Seater Modular (4ML + 4MR = 4MD)



3 Seater Modular (3ML + 3MR = 3MD)



Love Chair (LOV)

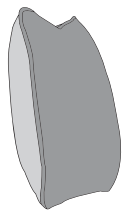


 **COVER 1**
(BODY)

 **COVER 2**
(SCATTER)

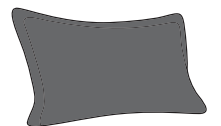
 **COVER 3**
(BOLSTER)

Scatter Cushions



Front = Cover 2
Back = Cover 1

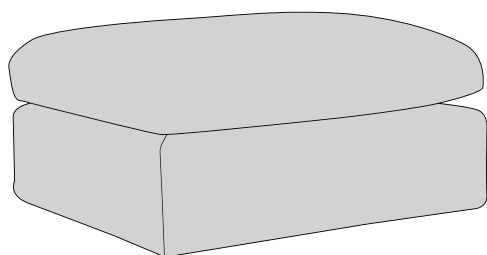
Bolster Cushion



Flanged Edge
Front = Cover 3
Back = Cover 1

SUGGESTED ACCENT PIECES

Randall Footstool (FST)



RANDALL DIMENSIONS (CM)

AVAILABLE PIECES	HEIGHT 1	WIDTH 2	DEPTH 3	SEAT HEIGHT 4	SEAT DEPTH 5	SEAT WIDTH 6	ACCESS DIAGONAL 7	OUTBACK HEIGHT 8	ARM HEIGHT 9	WEIGHT (KG)	SCATTER CUSHIONS
4 SEATER MODULAR SOFA (4MD)	89	264	110	48	73	182	275	76	76	96	3 (2 SCATTERS, 1 BOLSTER)
3 SEATER MODULAR SOFA (3MD)	89	225	110	48	73	143	268	76	76	88	3 (2 SCATTERS, 1 BOLSTER)
4ML/4MR UNIT	89	132	110	48	73	91	136	76	76	48	1 SCATTER / 1 SCATTER and 1 BOLSTER
3ML/3MR UNIT	89	112.5	110	48	73	81	164	76	76	44	1 SCATTER / 1 SCATTER and 1 BOLSTER
LOVE CHAIR (LOV)	89	164	110	48	73	77	183	76	76	59.5	1 (1 SCATTER)
ACCENT PIECES											
RANDALL FOOTSTOOL (FST)	52	106	89	N/A	N/A	N/A	138	N/A	N/A	26.5	N/A

* Hardwood & composite board frame.

* Dowelled, screwed, glued & stapled joinery.

* Both 4 & 3 seater modular sofas can only be supplied as complete units (4MD & 3MD)

* Fibre filled backs for added comfort.

* Extraflex seat interior.

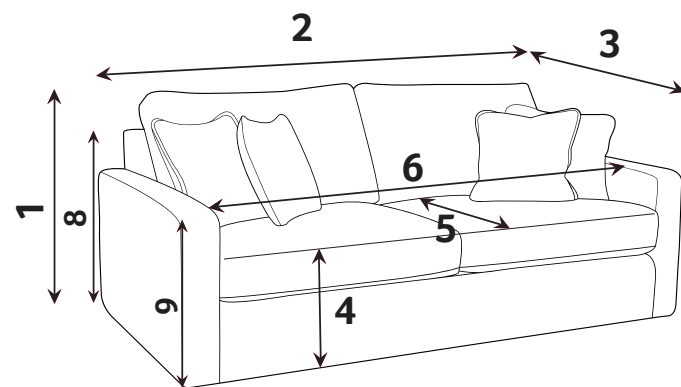
* Sumptuous feather filled arm pads for added comfort. 

* Feather filled scatters included. 

* Serpentine seat springs & silent wire.

* Elasticated back webbing.

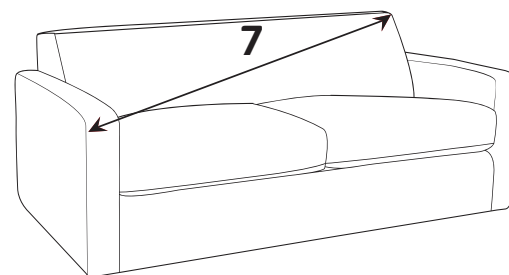
DIMENSION GUIDE



- 1 - HEIGHT
- 2 - WIDTH
- 3 - DEPTH
- 4 - SEAT HEIGHT
- 5 - SEAT DEPTH (STD & PILLOW)
- 6 - SEAT WIDTH
- 7 - DIAGONAL ACCESS
- 8 - OUTBACK HEIGHT
- 9 - ARM HEIGHT

Illustrations used for reference only.

Check the diagonal access dimension to ensure furniture will fit in your home.



Extra Flex®

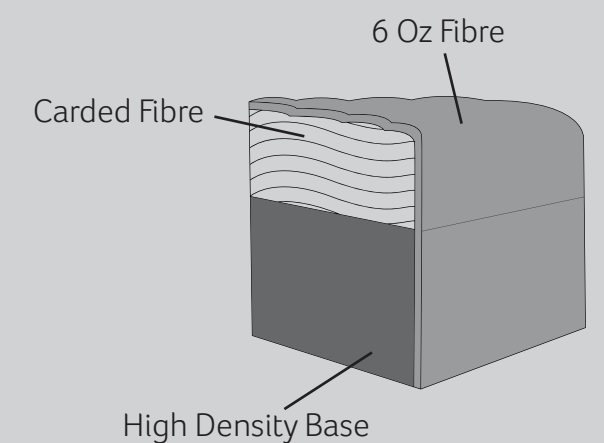
A high density foam base seat interior with a hand-rolled carded fibre, channelled topper which provides both softness and support.

CARE GUIDE

Extraflex seat cushions should be **plumped up on a regular basis** to help maintain the aesthetic appeal of your upholstery, the plumping of cushions is essential to help retain the comfort and softness of any piece of upholstered furniture.

To improve the longevity of your hand-made furniture, we recommend rotating cushions (where applicable).

For further information on maintaining your furniture please refer to the care guide located under the seat platform.





Cover 1:
Elara Natural

Cover 2:
Alaska Mono

Walnut Feet

Ren Collection

Extra Flex[®]
Soft, Supportive Seating

Colours represented are to be used as a guide only.
Please refer to manufacturers swatch for a more accurate colour match.


Please note that colour shadings can vary slightly from each roll of fabric.
We cannot guarantee a precise match to these samples or between cut lengths and upholstered goods.

28/01/2022

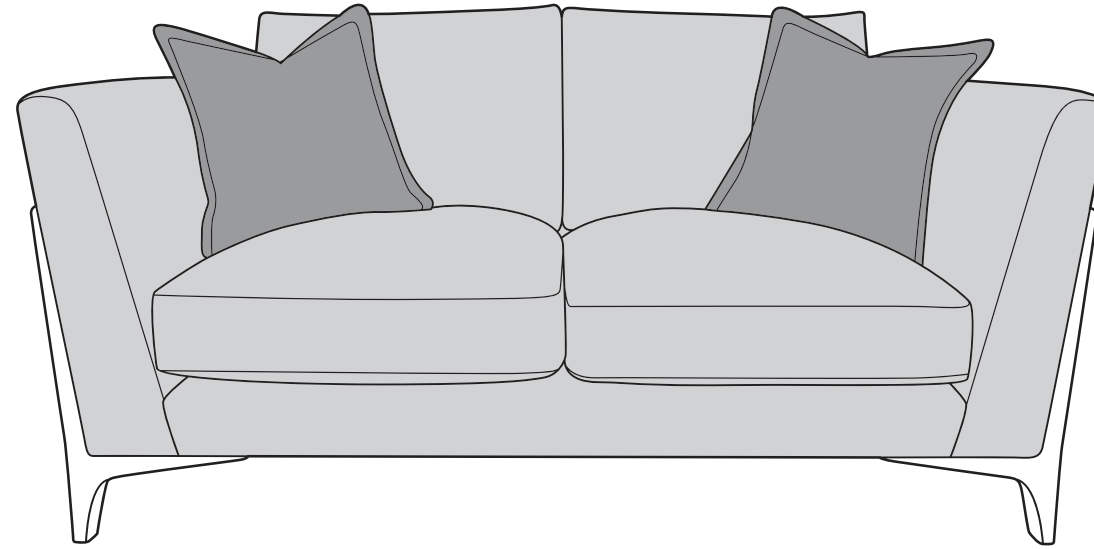
REN COVER GUIDE: STANDARD BACK ONLY

Please use this guide when ordering the following pieces to clarify cover options.


3 Seater Sofa (3ST)



2 Seater Sofa (2ST)



Arm Chair (1ST)



COVER 1
(BODY)

COVER 2
(SCATTER)

A legend showing two color swatches: a light grey swatch labeled 'COVER 1 (BODY)' and a dark grey swatch labeled 'COVER 2 (SCATTER)'. A black ribbon is attached to the top of the legend.

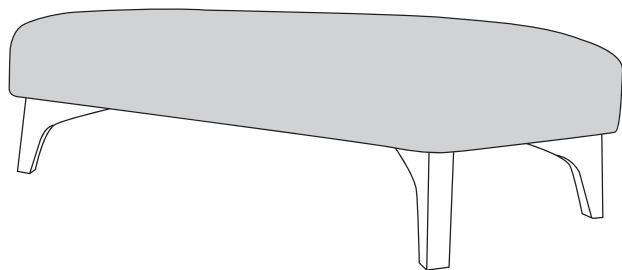
Scatter Cushions

Flanged Edge
Front = Cover 2
Back = Cover 1

A diagram of a scatter cushion with a flanged edge. Below it, text specifies 'Flanged Edge', 'Front = Cover 2', and 'Back = Cover 1'.

SUGGESTED ACCENT PIECES

Ren Footstool (FST)



REN DIMENSIONS (CM)

AVAILABLE PIECES	HEIGHT 1	WIDTH 2	DEPTH 3	SEAT HEIGHT 4	SEAT DEPTH 5	SEAT WIDTH 6	ACCESS DIAGONAL 7	OUTBACK HEIGHT 8	ARM HEIGHT 9	WEIGHT (KG)	SCATTER CUSHIONS
3 SEATER SOFA (3ST)	92	196	102	52	62	162	217	79	79	69.5	2
2 SEATER SOFA (2ST)	92	172	102	52	62	139	198	79	79	58.5	2
ARM CHAIR (1ST)	92	110	102	52	62	76	146	79	79	47.5	1
ACCENT PIECES											
REN FOOTSTOOL (FST)	30	102	62	N/A	N/A	N/A	117	N/A	N/A	15.5	N/A

* Hardwood & composite board frame.

* Dowelled, screwed, glued & stapled joinery.

* Walnut, Mid Oak & Grey Ash Wood foot options.

* ExtraFlex high comfort seat cushions.

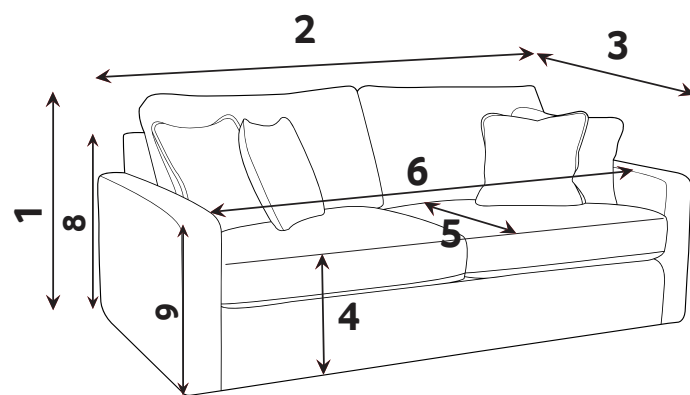
* Feather filled scatters included. 

* Fibre filled backs for added comfort.

* Serpentine seat springs & silent wire.

* Elasticated back webbing

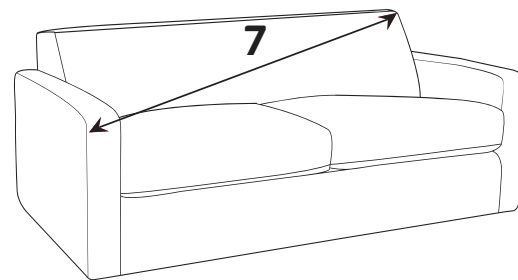
DIMENSION GUIDE



- 1 - HEIGHT
- 2 - WIDTH
- 3 - DEPTH
- 4 - SEAT HEIGHT
- 5 - SEAT DEPTH (STD & PILLOW)
- 6 - SEAT WIDTH
- 7 - DIAGONAL ACCESS
- 8 - OUTBACK HEIGHT
- 9 - ARM HEIGHT

Illustrations used for reference only.

Check the diagonal access dimension to ensure furniture will fit in your home.



Extra Flex®

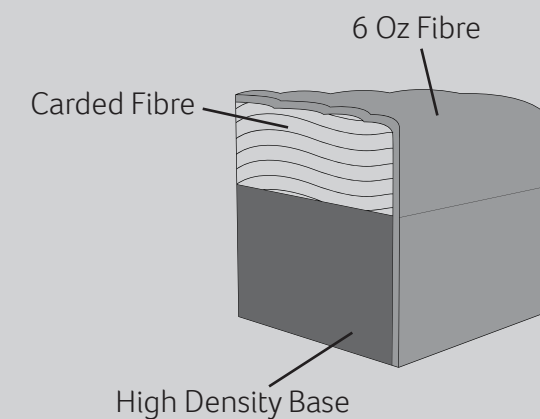
A high density foam base seat interior with a hand-rolled carded fibre, channelled topper which provides both softness and support.

CARE GUIDE

Extraflex seat cushions should be **plumped up on a regular basis** to help maintain the aesthetic appeal of your upholstery, the plumping of cushions is essential to help retain the comfort and softness of any piece of upholstered furniture.

To improve the longevity of your hand-made furniture, we recommend rotating cushions (where applicable).

For further information on maintaining your furniture please refer to the care guide located under the seat platform.



FOOT OPTIONS:

Walnut



Mid Oak



Grey Ash



Please note: All dimension are approximate. Allow tolerance of +/- 2.5cm.

Wood is a natural product and will vary in shade/colour from item to item. Feet may require fitting.



Optional Extra Scatter Cushions

Cover 1: Turino Green

Optional Extra Scatter Cushions

Cover 1: Turino Mushroom

Walnut Feet

Ren Leather Collection

Extra Flex[®]
Soft, Supportive Seating

Colours represented are to be used as a guide only.
Please refer to manufacturers swatch for a more accurate colour match.

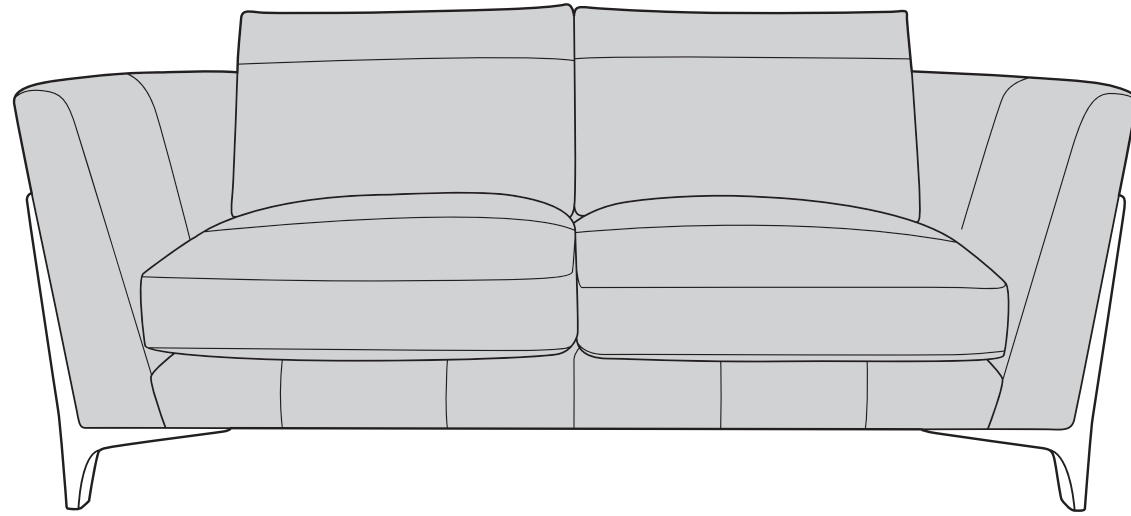
Please note that colour shadings can vary slightly from each roll of fabric.
We cannot guarantee a precise match to these samples or between cut lengths and upholstered goods.

16/01/2023

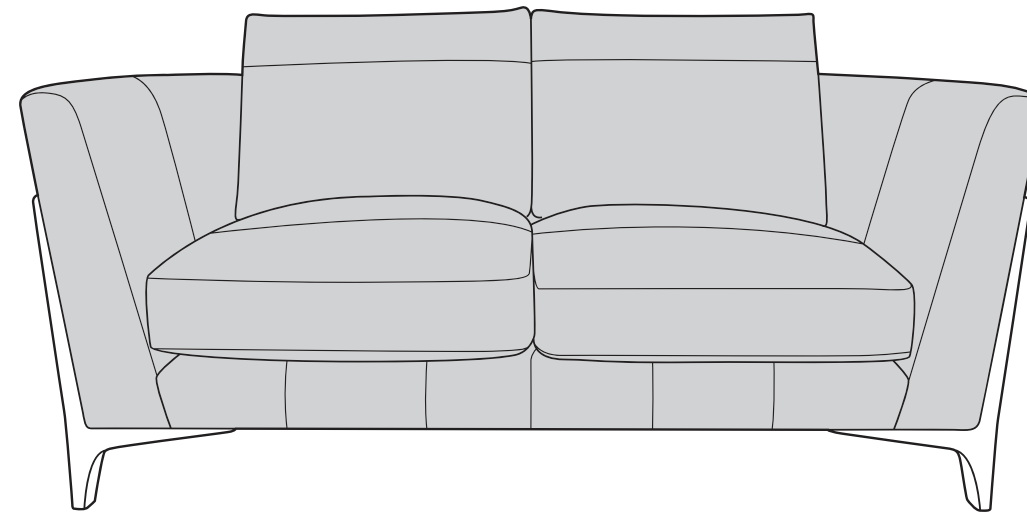
REN LEATHER COVER GUIDE: STANDARD BACK ONLY

Please use this guide when ordering the following pieces to clarify cover options.

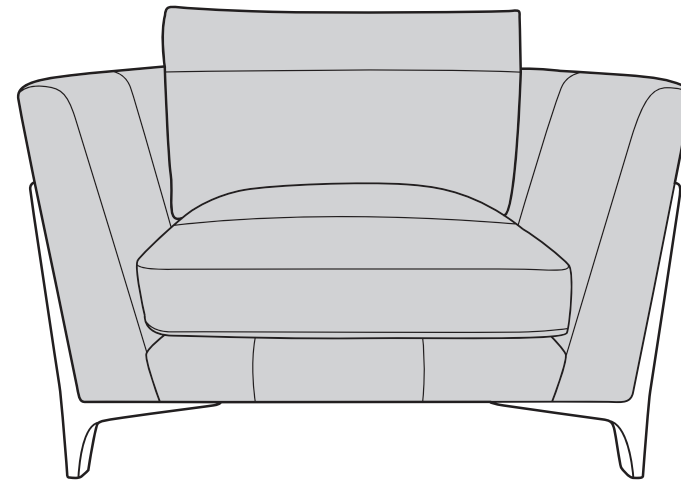
3 Seater Sofa (3ST)



2 Seater Sofa (2ST)

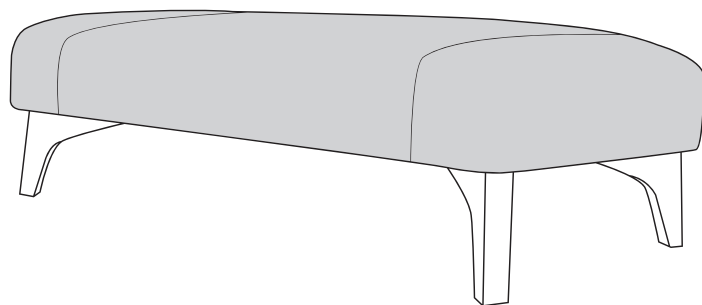


Arm Chair (1ST)

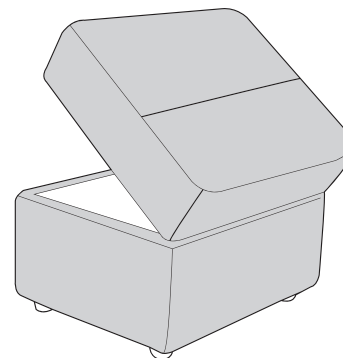


SUGGESTED ACCENT PIECES

Ren Leather Footstool (FST)



Leather Storage Footstool (FSS)



LEATHER RANGE

We only use full leather for our collections; no splits apply.



VERONA

Verona is a Pigmented leather made of top quality heavy-weight hides processed in Italy. The higher-thickness enhances the hand-feel and the visual opulence of the leather. Hides are machine-buffed to remove superficial characteristics before being coated with a pigment to ensure colour consistency. Following this, hides are embossed with an artificial grain to give a uniform appearance and further reduce any visible traces of natural markings. These additional treatments only increase the product's physical durability, reduce absorption from spills, and is a family-friendly option for those seeking to get the most out of leather's hard-wearing properties.



NAPOLI

Napoli is a natural grain, Semi-Aniline leather made of high quality hides that have been processed in Italy. A special re-tanning process is applied to give the leather its rich hand feel. A contrasting roller effect has been applied to the surface of each hide to add visual character, before being treated with a protective finish to increase durability. A characterful and family-friendly leather.



TURINO

Torino is lightly-buffed, two-tone natural grain Semi-Aniline leather made of top quality hides that have been processed in Italy. Hides are then finished with a pigment to increase top-coat durability, before a very subtle darker contrasting effect is applied to the tips of the grain to create a discreet two-tone affect. A family friendly leather with a wide appeal.



CAPRI

Capri is a hand-buffed Aniline leather made of top quality hides that have been processed in Italy. This leather is a celebration of the rich history of each and every hide and the individual characteristics that make them unique. The hides are buffed by hand, piece by piece. Other than a light protective finish that has been applied to the grain in order to increase its physical performance, Capri's surface is completely natural and free from additional treatments so as to retain the natural look of the leather. Natural leather will be subject to shade variation between and even within upholstered panels, ensuring every piece of furniture is unique.



LAZIO

Lazio is a hand-buffed Aniline leather made of top quality hides that have been processed in Italy. This leather is a celebration of the rich history of each and every hide and the individual characteristics that make them unique. The hides are buffed by hand, piece by piece. Other than a light protective finish that has been applied to the grain in order to increase its physical performance, Lazio's surface is completely natural and free from additional treatments so as to retain the natural look of the leather. Natural leather will be subject to shade variation between and even within upholstered panels, ensuring every piece of furniture is unique.



REN LEATHER DIMENSIONS (CM)

AVAILABLE PIECES	HEIGHT 1	WIDTH 2	DEPTH 3	SEAT HEIGHT 4	SEAT DEPTH (STD) 5	SEAT WIDTH 6	ACCESS DIAGONAL 7	OUTBACK HEIGHT 8	ARM HEIGHT 9	WEIGHT (KG)
3 SEATER SOFA (3ST)	92	196	102	52	62	162	217	79	79	69.5
2 SEATER SOFA (2ST)	92	172	102	52	62	139	198	79	79	58.5
ARM CHAIR (1ST)	92	110	102	52	62	76	146	79	79	47.5
ACCENT PIECES										
REN LEATHER FOOTSTOOL (FST)	30	102	62	N/A	N/A	N/A	117	N/A	N/A	15.5
LEATHER STORAGE FOOTSTOOL (FSS)	45	63	50	N/A	N/A	N/A	75	N/A	N/A	12.5

* Hardwood & composite board frame.

* Dowelled, screwed, glued & stapled joinery.

* Black, Walnut, Mid Oak & Grey Ash Wood foot options.

* ExtraFlex high comfort seat cushions.

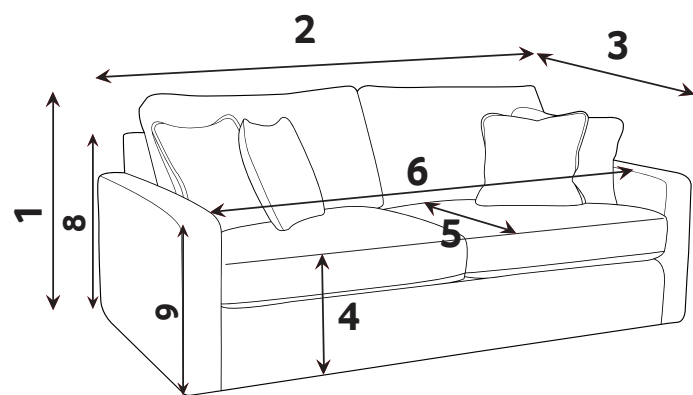
* Fibre filled backs for added comfort.

* Back Cushions secured with zips.

* Serpentine seat springs & silent wire.

* Elasticated back webbing

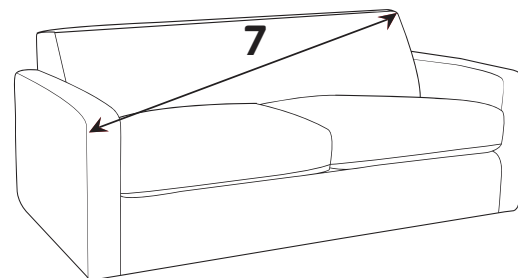
DIMENSION GUIDE



- 1 - HEIGHT
- 2 - WIDTH
- 3 - DEPTH
- 4 - SEAT HEIGHT
- 5 - SEAT DEPTH (STD & PILLOW)
- 6 - SEAT WIDTH
- 7 - DIAGONAL ACCESS
- 8 - OUTBACK HEIGHT
- 9 - ARM HEIGHT

Illustrations used for reference only.

Check the diagonal access dimension to ensure furniture will fit in your home.



Extra Flex®

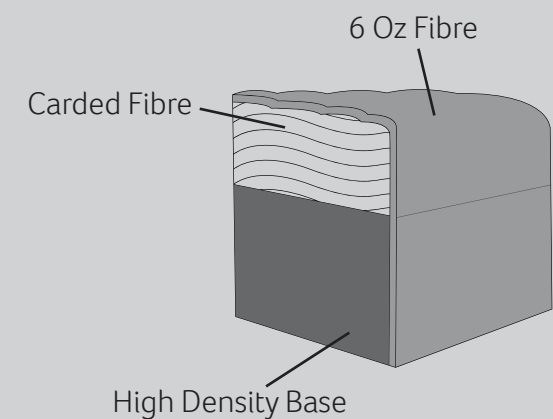
A high density foam base seat interior with a hand-rolled carded fibre, channelled topper which provides both softness and support.

CARE GUIDE

Extraflex seat cushions should be **plumped up on a regular basis** to help maintain the aesthetic appeal of your upholstery, the plumping of cushions is essential to help retain the comfort and softness of any piece of upholstered furniture.

To improve the longevity of your hand-made furniture, we recommend rotating cushions (where applicable).

For further information on maintaining your furniture please refer to the care guide located under the seat platform.



FOOT OPTIONS:

Black



Walnut



Mid Oak



Grey Ash



Please note: All dimensions are approximate. Allow tolerance of +/- 2.5cm.

Wood is a natural product and will vary in shade/colour from item to item. Feet may require fitting.

16/01/2023



Cover 1:
Ramsay Spa

Cover 1:
Kurt Natural

Cover 2:
Sandro Steel

Antique Feet

Robyn Collection

Colours represented are to be used as a guide only.
Please refer to manufacturers swatch for a more accurate colour match.

Please note that colour shadings can vary slightly from each roll of fabric.
We cannot guarantee a precise match to these samples or between cut lengths and upholstered goods.

foamflex™

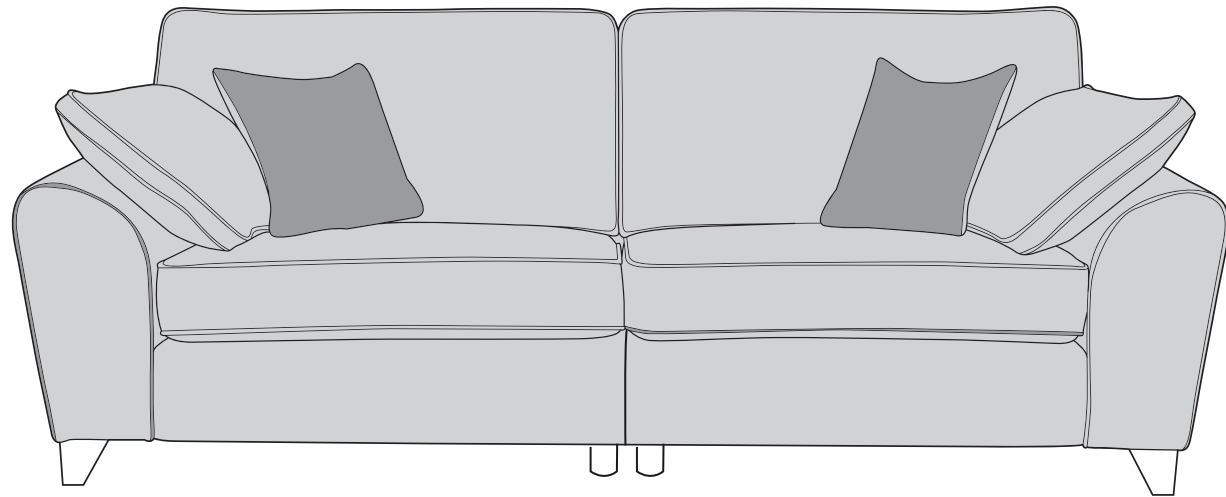
Award Winning Seating Technology

17/01/2023

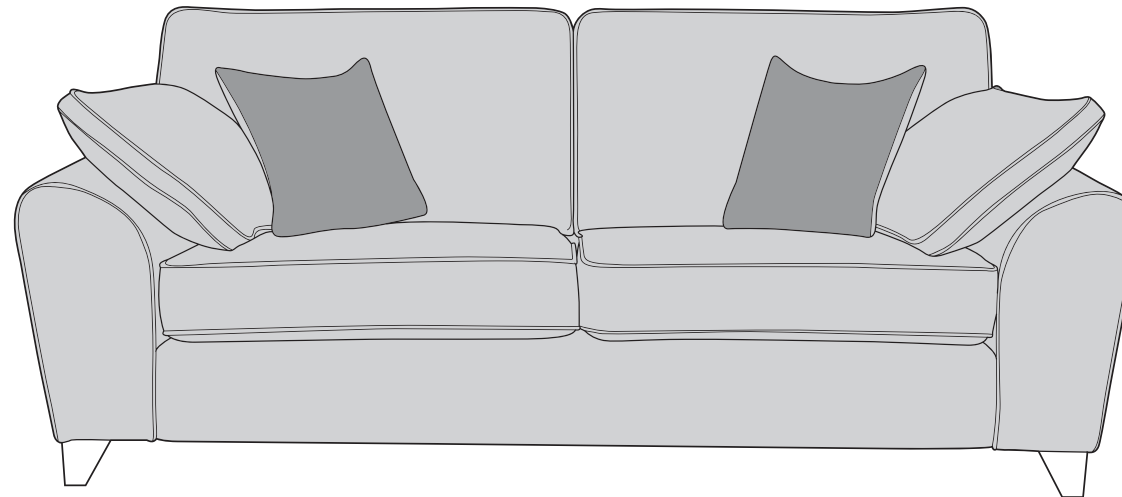
ROBYN COVER GUIDE: STANDARD BACK ONLY

Please use this guide when ordering the following pieces to clarify cover options.

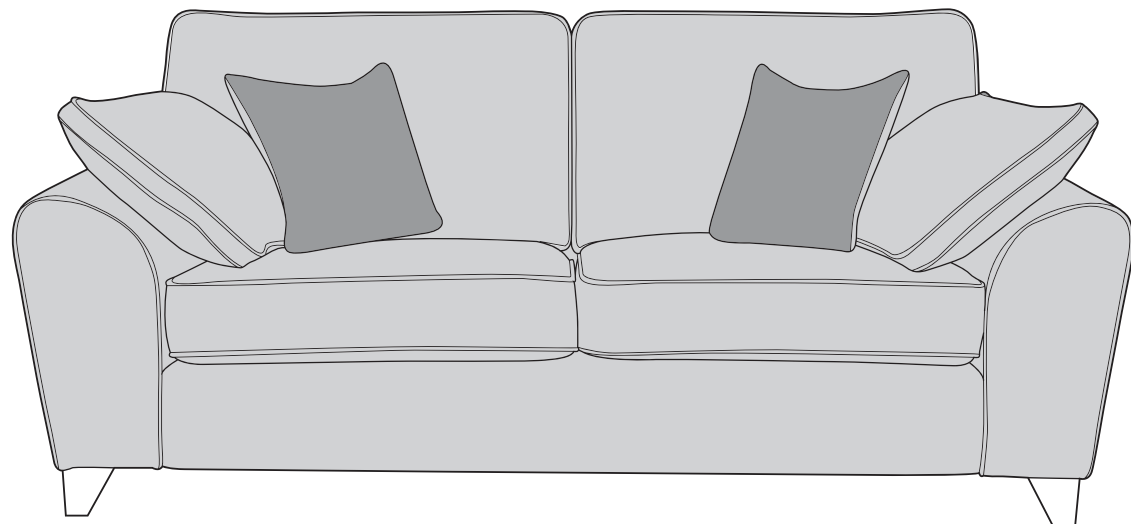
4 Seater Modular Sofa (4M)




3 Seater Sofa (3ST)



2 Seater Sofa (3ST)



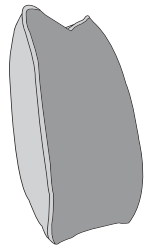
Arm Chair (1ST)



 **COVER 1**
(BODY)

 **COVER 2**
(SCATTER)

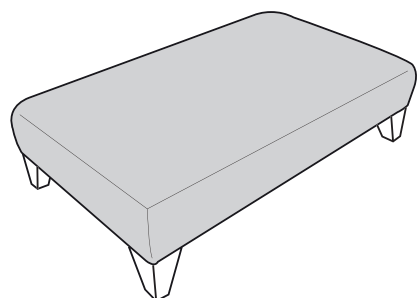
Scatter Cushion



Front = Cover 2
Piping = Cover 1
Back = Cover 1

SUGGESTED ACCENT PIECE

New Fenton Footstool (FST)



ROBYN DIMENSIONS (CM)

AVAILABLE PIECES	HEIGHT 1	OUTBACK HEIGHT	WIDTH 2	DEPTH 3	ARM HEIGHT	SEAT HEIGHT 4	SEAT DEPTH 5	SEAT WIDTH 6	ACCESS DIAGONAL 7	WEIGHT (KG)	SCATTER CUSHION NO.
4 SEATER SOFA (4ST)	88	73	242	98	64	50	57	149	259	73.5	2
3 SEATER SOFA (3ST)	88	73	212	98	64	50	57	122	230	69.5	2
2 SEATER SOFA (2ST)	88	73	191	98	64	50	57	107	210	65.5	2
ARM CHAIR (1ST)	88	73	114	98	64	50	57	60	148	43	1
ACCENT PIECE											
NEW FENTON FOOTSTOOL (FST)	30	N/A	102	62	N/A	N/A	N/A	N/A	117	15.5	N/A

* Hardwood & composite board frame.

* Dowelled, screwed, glued & stapled joinery.

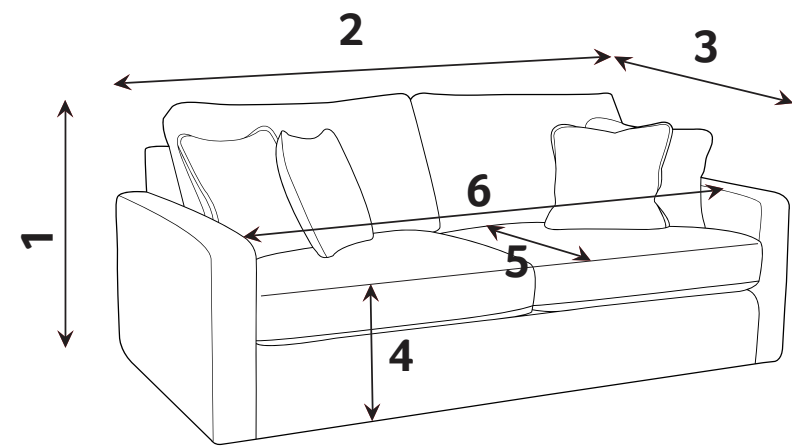
* Fibre filled reversible backs for added comfort.

* Award winning foamflex seat interior with 5 year guarantee.

* Serpentine seat springs & silent wire.

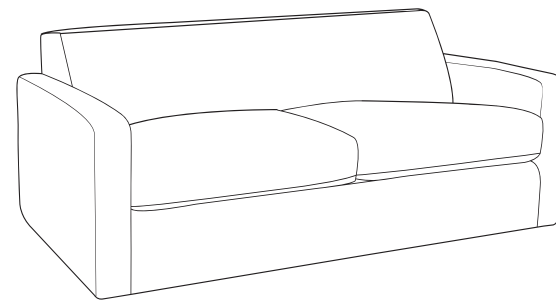
* Elasticated back webbing.

DIMENSION GUIDE



1 - HEIGHT 3 - DEPTH 5 - SEAT DEPTH (STD & PILLOW) 7 - DIAGONAL ACCESS
 2 - WIDTH 4 - SEAT HEIGHT 6 - SEAT WIDTH

Check the diagonal access dimension to ensure furniture will fit in your home.



Illustrations used for reference only.

foamflex™

Our new expertly engineered foam seat interior gives you the comfort of fibre with the retention of foam.

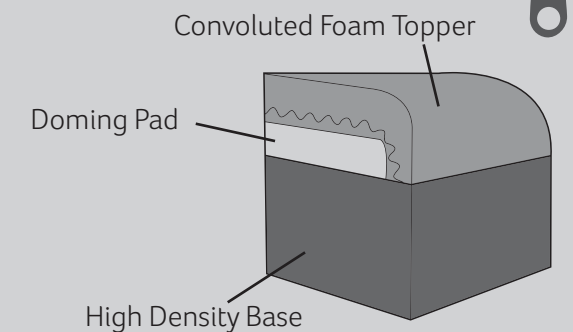
CARE GUIDE

To improve the longevity of your hand-made furniture, we recommend rotating cushions (where applicable).

For further information on maintaining your furniture, please refer to the Care Guide located under the seat platform.



Our foamflex seat interiors have been granted the FIRA GOLD Award, a mark of quality under-pinning all necessary testing of the product materials, design and production techniques.



Light

Antique



FOOT OPTIONS:

Please note : All dimension are approximate. Allow tolerance of +/- 2.5cm.

Wood is a natural product and will vary in shade/colour from item to item. Feet require fitting.





Cover 1:
Titus Truffle

Cover 2:
Paddington Natural

Mid Oak Feet

Roscoe Collection

Extra Flex[®]
Soft, Supportive Seating

Colours represented are to be used as a guide only.
Please refer to manufacturers swatch for a more accurate colour match.

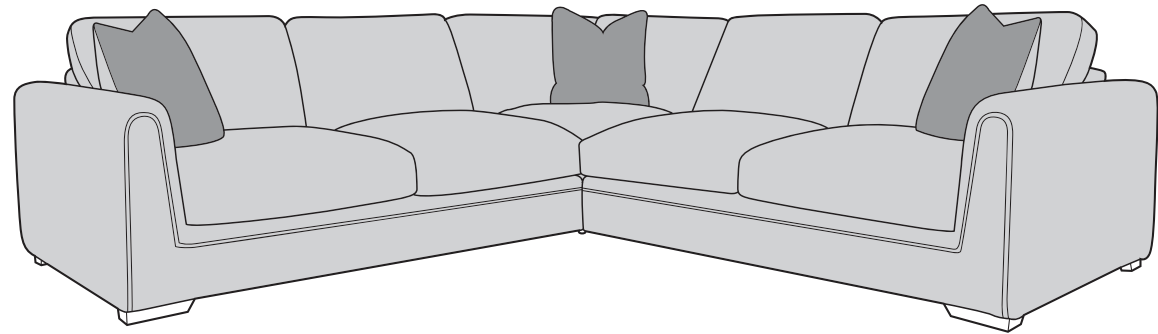
Please note that colour shadings can vary slightly from each roll of fabric.
We cannot guarantee a precise match to these samples or between cut lengths and upholstered goods.

12/01/2023

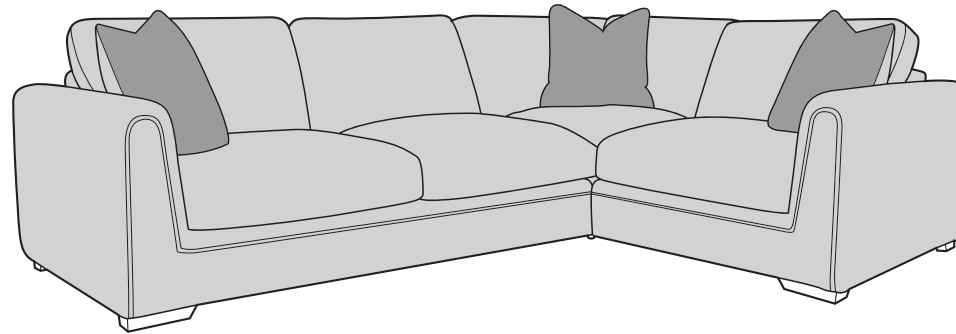
ROSCOE COVER GUIDE: STANDARD BACK ONLY

Please use this guide when ordering the following pieces to clarify cover options.

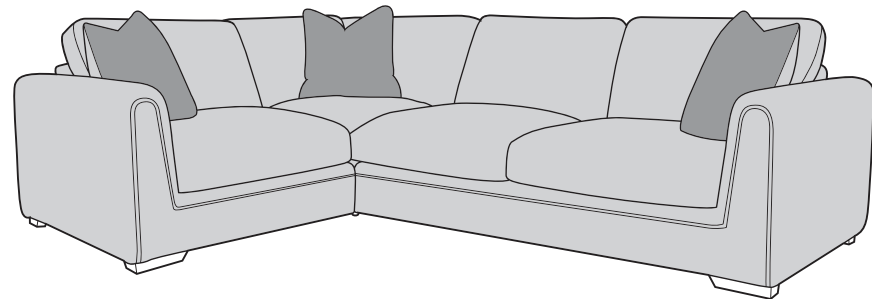
LH2, COR, RH2 Corner Group



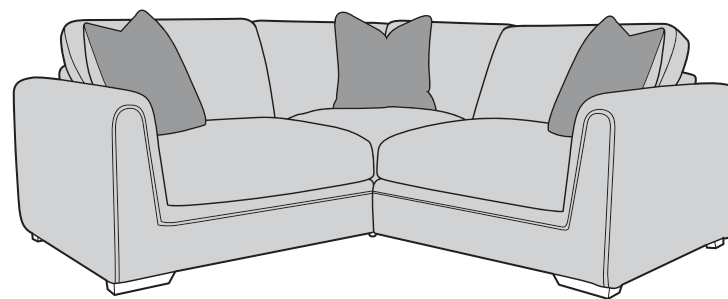
LH2, COR, RH1 Corner Group



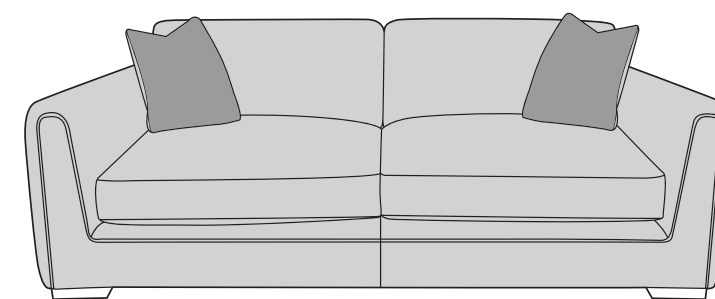
LH1, COR, RH2 Corner Group




LH1, COR, RH1 Corner Group



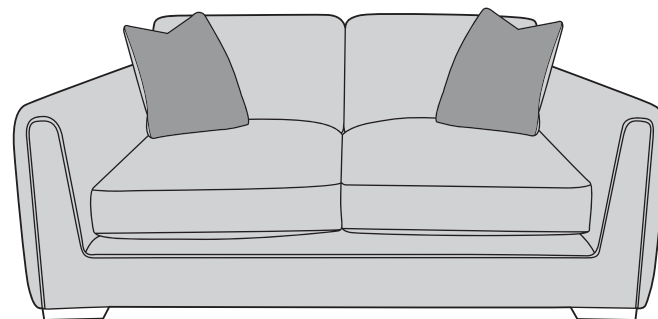
4 Seater Modular Sofa (4MD)



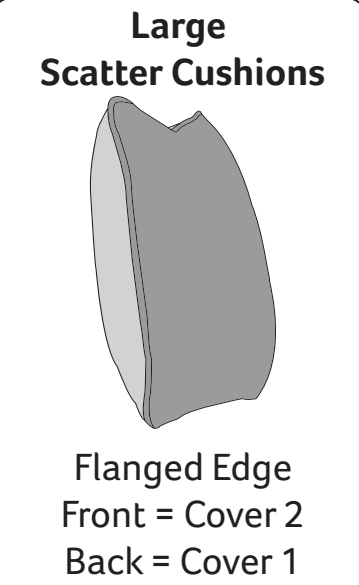
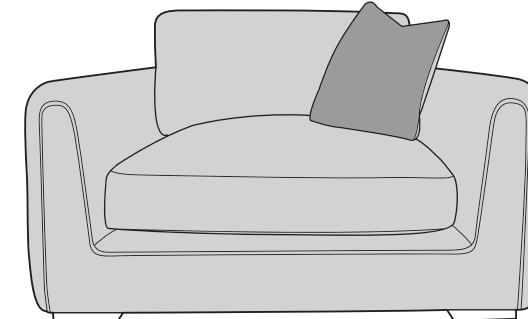
3 Seater Sofa (3ST)



2 Seater Sofa (2ST)

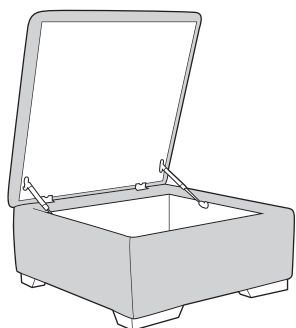


Love Chair (LOV)



SUGGESTED ACCENT PIECES

Roscoe Storage Footstool (FSS)



ROSCOE DIMENSIONS (CM)

AVAILABLE PIECES	HEIGHT 1	WIDTH 2	DEPTH 3	SEAT HEIGHT 4	SEAT DEPTH 5	SEAT WIDTH 6	ACCESS DIAGONAL 7	OUTBACK HEIGHT 8	ARM HEIGHT 9	WEIGHT (KG)	SCATTER CUSHION NO.
LH2/COR/RH2 CORNER GROUP	84	279	279	47	63	N/A	N/A	68	63	135.5	3
LH2/COR/RH1 CORNER GROUP or LH1/COR/RH2 CORNER GROUP	84	279	203	47	63	N/A	N/A	68	63	118	3
LH1/COR/RH1 CORNER GROUP	84	203	203	47	63	N/A	N/A	68	63	100.5	3
LH2/RH2 UNIT	84	175	106	47	63	136	200	68	63	51.5	1
LH1/RH1 UNIT	84	99	106	47	63	60	145	68	63	34	1
COR - CORNER UNIT	84	104	104	47	63	N/A	145	68	63	32.5	1
4 SEATER MOUDLAR SOFA (4MD)	84	228	106	47	63	150	252	68	63	76	2
4ML/4MR UNIT (4MD)	84	114	106	47	63	75	N/A	68	63	38	1
3 SEATER SOFA (3ST)	84	198	106	47	63	119	218	68	63	66	2
2 SEATER SOFA (2ST)	84	177	106	47	63	99	200	68	63	60.5	2
LOVE CHAIR (LOV)	84	136	106	47	63	55	166	68	63	52.5	1
ACCENT PIECES											
ROSCOE STORAGE FOOSTOOL (FSS)	34	68	68	N/A	N/A	N/A	93	N/A	N/A	19	N/A

* Hardwood & composite board frame.

* Dowelled, screwed, glued & stapled joinery.

* Antique & Mid Oak Foot .

* Fibre filled reversible backs for added comfort.

* ExtraFlex high comfort seat cushions.

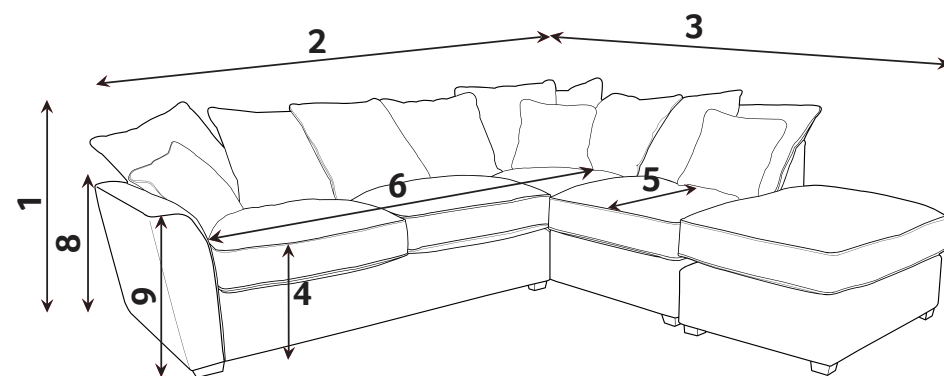
* Feather filled scatter cushions included.



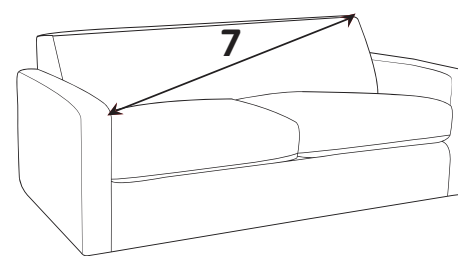
* Serpentine seat springs & silent wire.

* Elasticated back webbing.

DIMENSION GUIDE



Check the diagonal access dimension to ensure furniture will fit in your home.



- 1 - HEIGHT
- 3 - DEPTH
- 5 - SEAT DEPTH (STD & PILLOW)
- 7 - DIAGONAL ACCESS
- 2 - WIDTH
- 4 - SEAT HEIGHT
- 6 - SEAT WIDTH
- 8 - OUTBACK HEIGHT
- 9 - ARM HEIGHT

Illustrations used for reference only.

Extra Flex®

A high density foam base seat interior with a hand-rolled carded fibre, channelled topper which provides both softness and support.

CARE GUIDE

Extraflex seat cushions should be **plumped up on a regular basis** to help maintain the aesthetical appeal of your upholstery, the plumping of cushions is essential to help retain the comfort and softness of any piece of upholstered furniture.

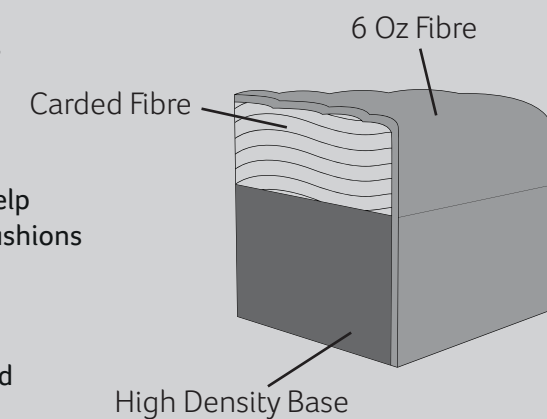
To improve the longevity of your hand-made furniture, we recommend rotating cushions (where applicable).

For further information on maintaining your furniture please refer to the care guide located under the seat platform.

Antique

Mid Oak

Foot Options





Cover 3:
Duke Old Gold

Cover 2:
Chester Mono

Cover 1:
Elara Forest

Sully Collection

Colours represented are to be used as a guide only.
Please refer to manufacturers swatch for a more accurate colour match.

Please note that colour shadings can vary slightly from each roll of fabric.
We cannot guarantee a precise match to these samples or between cut lengths and upholstered goods.

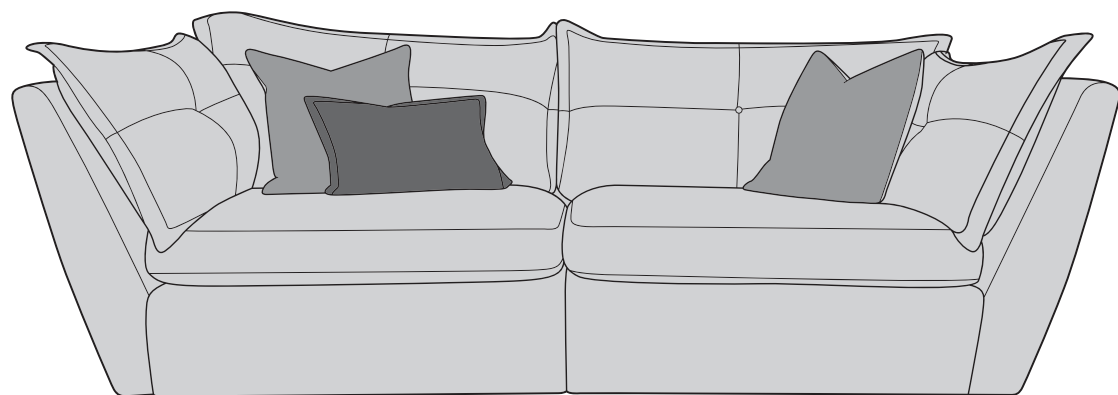


28/09/2022

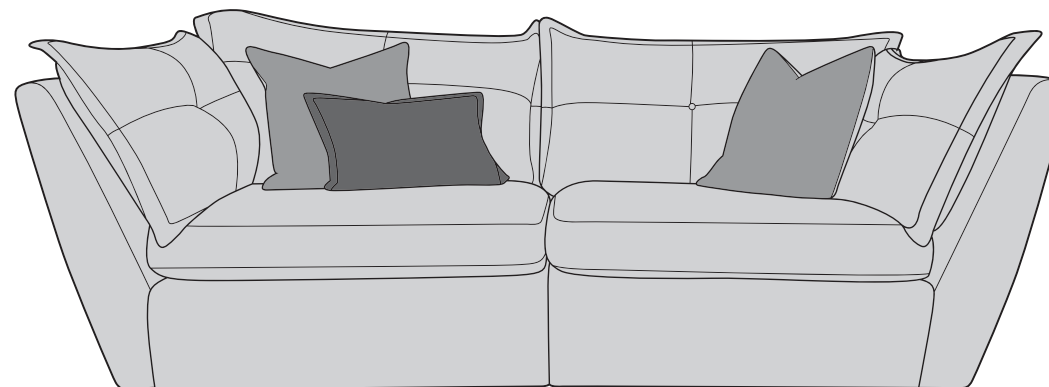
SULLY COVER GUIDE: STANDARD BACK ONLY

Please use this guide when ordering the following pieces to clarify cover options.


4 Seater Modular (4ML + 4MR = 4MD)



3 Seater Modular (3ML + 3MR = 3MD)



Love Chair (LOV)

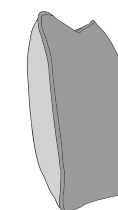


 **COVER 1**
(BODY)

 **COVER 2**
(SCATTER)

 **COVER 3**
(BOLSTER)

Scatter Cushions



Front = Cover 2
Back = Cover 1

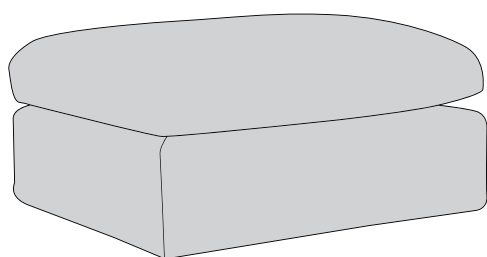
Bolster Cushion



Flanged Edge
Front = Cover 3
Back = Cover 1

SUGGESTED ACCENT PIECES

Sully Footstool (FST)



SULLY DIMENSIONS (CM)

AVAILABLE PIECES	HEIGHT 1	WIDTH 2	DEPTH 3	SEAT HEIGHT 4	SEAT DEPTH 5	SEAT WIDTH 6	ACCESS DIAGONAL 7	OUTBACK HEIGHT 8	ARM HEIGHT 9	WEIGHT (KG)	SCATTER CUSHIONS
4 SEATER MODULAR SOFA (4MD)	89	264	110	48	73	182	275	76	76	96	3 (2 SCATTERS, 1 BOLSTER)
3 SEATER MODULAR SOFA (3MD)	89	225	110	48	73	143	268	76	76	88	3 (2 SCATTERS, 1 BOLSTER)
4ML/4MR UNIT	89	132	110	48	73	91	136	76	76	48	1 SCATTER / 1 SCATTER and 1 BOLSTER
3ML/3MR UNIT	89	112.5	110	48	73	81	164	76	76	44	1 SCATTER / 1 SCATTER and 1 BOLSTER
LOVE CHAIR (LOV)	89	164	110	48	73	77	183	76	76	59.5	1 (1 SCATTER)
ACCENT PIECES											
SULLY FOOTSTOOL (FST)	52	106	89	N/A	N/A	N/A	138	N/A	N/A	26.5	N/A

* Hardwood & composite board frame.

* Dowelled, screwed, glued & stapled joinery.

* Both 4 & 3 seater modular sofas can only be supplied as complete units (4MD & 3MD)

* Fibre filled backs for added comfort.

* Featherflex seat interior.

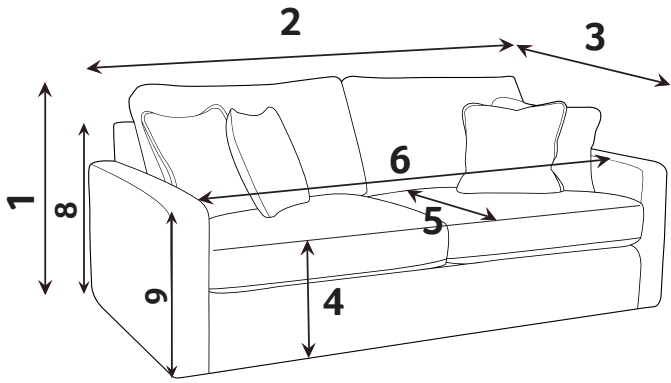
* Sumptuous feather filled arm pads for added comfort. 

* Feather filled scatters included. 

* Serpentine seat springs & silent wire.

* Elasticated back webbing.

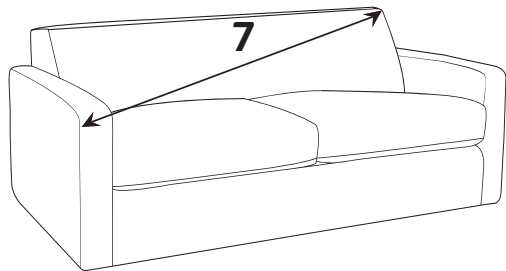
DIMENSION GUIDE



- 1 - HEIGHT
- 3 - DEPTH
- 5 - SEAT DEPTH (STD & PILLOW)
- 7 - DIAGONAL ACCESS
- 2 - WIDTH
- 4 - SEAT HEIGHT
- 6 - SEAT WIDTH
- 8 - OUTBACK HEIGHT
- 9 - ARM HEIGHT

Illustrations used for reference only.

Check the diagonal access dimension to ensure furniture will fit in your home.



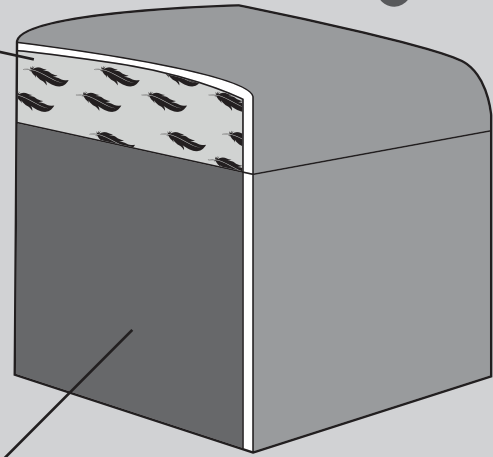
CARE GUIDE

Featherflex seat cushions should be plumped up on a regular basis to help maintain the aesthetical appeal of your upholstery, the plumping of cushions is essential to help retain the comfort and softness of any piece of upholstered furniture.

To improve the longevity of your hand-made furniture, we recommend rotating cushions (where applicable).

For further information on maintaining your furniture please refer to the care guide located under the seat platform.

Feather Top



High Density Foam Base





Cover 2:
Bead Ocean

Cover 1:
Kurt Dove

Cover 3:
Bead Ocean

Cover 2:
Bead Ocean

Cover 1:
Kurt Lagoon

Cover 3:
Bead Ocean

Oak
Feet

Tosca Collection

Colours represented are to be used as a guide only.
Please refer to manufacturers swatch for a more accurate colour match.

Please note that colour shadings can vary slightly from each roll of fabric.
We cannot guarantee a precise match to these samples or between cut lengths and upholstered goods.


foamflex™
Award Winning Seating Technology

19/01/2021


TOSCA COVER GUIDE - STANDARD BACK ONLY

Please use this guide when ordering the following pieces to clarify cover options.


3 Seater sofa (3ST)





2 Seater sofa (2ST)



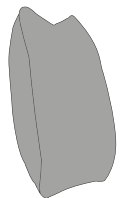
Arm Chair (1ST)



-  **COVER 1**
(BODY)
-  **COVER 2**
(SCATTER)
-  **COVER 3**
(SCATTER)


Standard Back
Scatter Cushions

Scatter Cushion



Wrap Over
Front = Cover 2
Back = Cover 2


Scatter Cushion



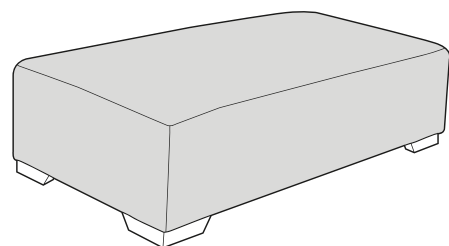
Wrap Over
Front = Cover 3
Back = Cover 3

ACCENT PIECES

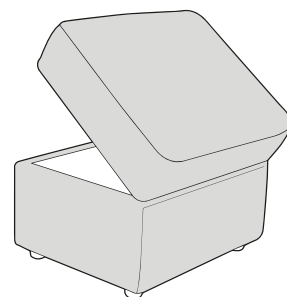
York Accent Chair (ACH)



Tosca Footstool (FST)



Storage Footstool (FSS)



TOSCA DIMENSIONS (CM)

AVAILABLE PIECES	HEIGHT 1	WIDTH 2	DEPTH 3	SEAT HEIGHT 4	SEAT DEPTH (STD) 5	SEAT WIDTH 6	ACCESS DIAGONAL 7	WEIGHT (KG)	SCATTER CUSHIONS
3 SEATER SOFA (3ST)	97	213	97	49	58	161	230	61	2
2 SEATER SOFA (2ST)	97	187	97	49	58	134	206	55.5	2
ARM CHAIR (1ST)	97	113	97	49	58	59	144	39.5	1
ACCENT PIECES									
YORK ACCENT CHAIR (ACH)	98	85	95	47	58	51	106	21	N/A
TOSCA FOOTSTOOL (FST)	34	124	68	N/A	N/A	N/A	138	23.5	N/A
STORAGE FOOTSTOOL (FSS)	43	63	50	N/A	N/A	N/A	75	13	N/A

* Hardwood & composite board frame.

* Dowelled, screwed, glued & stapled joinery.

* Light & Dark Wood foot options.

* Award winning foamflex seat interior with 5 year guarantee.

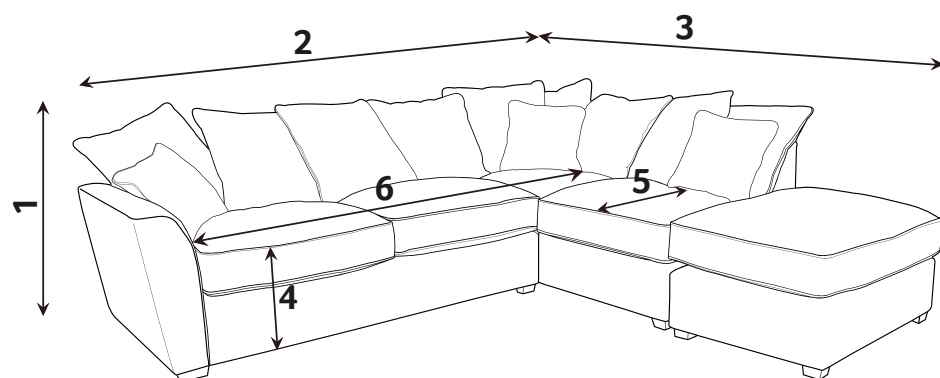
* Fibre Filled backs for added comfort.

* Fibre filled wrapover scatters included.

* Serpentine seat springs & silent wire.

* Elasticated back webbing.

DIMENSION GUIDE

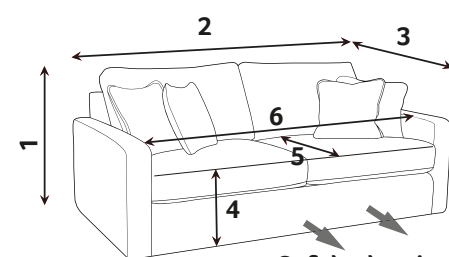


1 - HEIGHT
2 - WIDTH

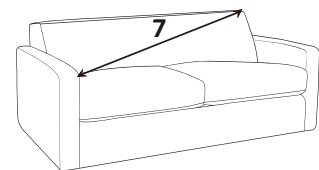
3 - DEPTH
4 - SEAT HEIGHT

5 - SEAT DEPTH (STD & PILLOW)
6 - SEAT WIDTH

7 - DIAGONAL ACCESS



Check the diagonal access dimension to ensure furniture will fit in your home.



Illustrations used for reference only.

foamflex

Our new expertly engineered foam seat interior gives you the comfort of fibre with the retention of foam.

CARE GUIDE

To improve the longevity of your hand-made furniture, we recommend rotating cushions (where applicable).

For further information on maintaining your furniture, please refer to the Care Guide located under the seat platform.



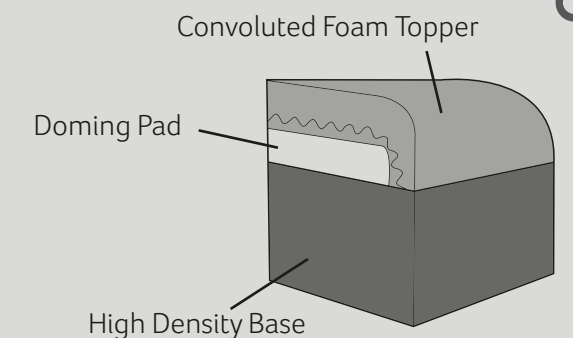

Our foamflex seat interiors have been granted the FIRA GOLD Award, a mark of quality under-pinning all necessary testing of the product materials, design and production techniques.

Extra Flex[®] on Luman Swivel Chair
Soft, Supportive Seating

Oak (Light)

Antique (Dark)

FOOT OPTIONS:



Please note : All dimension are approximate. Allow tolerance of +/- 2.5cm.

Wood is a natural product and will vary in shade/colour from item to item. Feet may require fitting.



19/01/2021



Varley Collection

Colours represented are to be used as a guide only.
Please refer to manufacturers swatch for a more accurate colour match.

Please note that colour shadings can vary slightly from each roll of fabric.
We cannot guarantee a precise match to these samples or between cut lengths and upholstered goods.

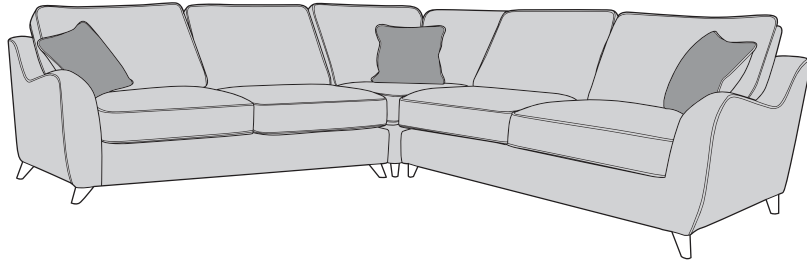
foamflex™
Award Winning Seating Technology

15/02/2022


VARLEY COVER GUIDE: STANDARD BACK ONLY

Please use this guide when ordering the following pieces to clarify cover options.


Corner Group: LH2, COR, RH2




Corner Group: LH2, RFC, FST




Corner Group: FST, LFC, RH2



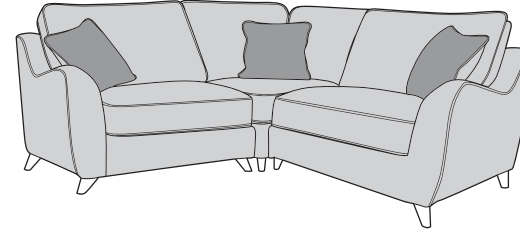
Corner Group: LH2, COR, RH1




Corner Group: LH1, COR, RH2



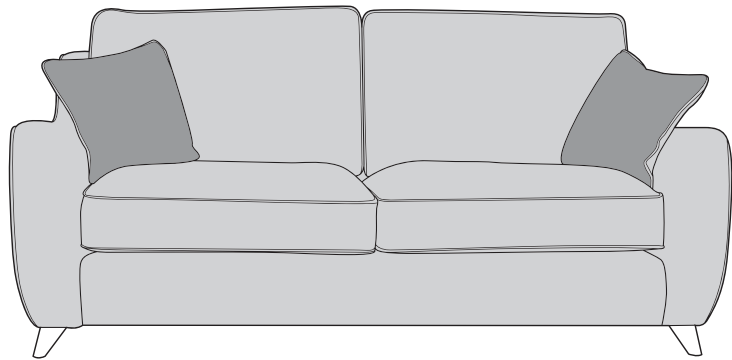
Corner Group: LH1, COR, RH1



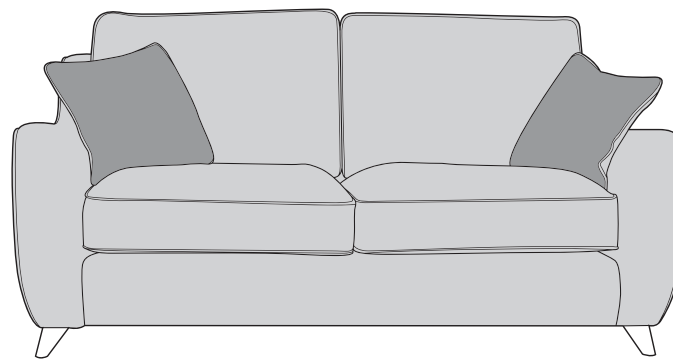
Armless Unit (ALU)




3 Seater Sofa (2ST)




2 Seater Sofa (2ST)

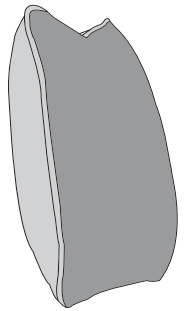


Arm Chair (1ST)



-  **COVER 1**
(BODY)
-  **COVER 2**
(SCATTER)

Scatter Cushion

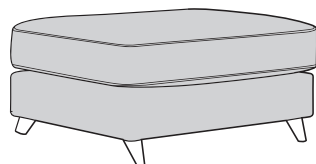
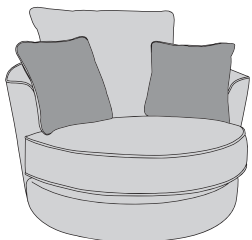


Front = Cover 2
Back = Cover 1
Piping = Cover 1

SUGGESTED ACCENT PIECES

Affinity Swivel Chair (SWC)

Footstool P (FST)



VARLEY DIMENSIONS (CM)

AVAILABLE PIECES	HEIGHT 1	WIDTH 2	DEPTH 3	SEAT HEIGHT 4	SEAT DEPTH 5	SEAT WIDTH 6	ACCESS DIAGONAL 7	OUTBACK HEIGHT 8	ARM HEIGHT 9	WEIGHT (KG)	SCATTER CUSHION NO.
LH2, COR, RH2 GROUP	89	282	282	47	N/A	N/A	N/A	74	63	134.5	3
LH2, RFC, FST or FST, LFC, RH2	89	282	255	47	N/A	N/A	N/A	74	63	114.5	3
LH2, COR, RH1 GROUP or LH1, COR, RH2 GROUP	89	282	203	47	N/A	N/A	N/A	74	63	129	3
LH1, COR, RH1 GROUP	89	203	203	47	N/A	N/A	N/A	74	63	94.5	3
LH2/RH2 UNIT	89	179	103	47	57	166	204	74	63	50	1
LH1/RH1 UNIT	89	100	103	47	57	86	114	74	63	35	1
LFC/RFC UNIT	89	185	103	47	57	139	208	74	63	48.5	2
COR - CORNER UNIT	89	103	103	47	57	57	146	74	63	34.5	1
ALU - ARMLESS UNIT	89	80	103	47	57	80	137	74	63	24.5	N/A
3 SEATER SOFA (3ST)											
2 SEATER SOFA (2ST)											
ARM CHAIR (1ST)											
ACCENT PIECES											
AFFINITY SWIVEL CHAIR (SWC)	90	114	111	N/A	N/A	N/A	N/A	N/A	N/A	34	2
FOOTSTOOL P (FST)	47	70	103	N/A	N/A	N/A	121	N/A	N/A	16	N/A

* Hardwood & composite board frame.

* Fibre filled backs for added comfort.

* Serpentine seat springs & silent wire.

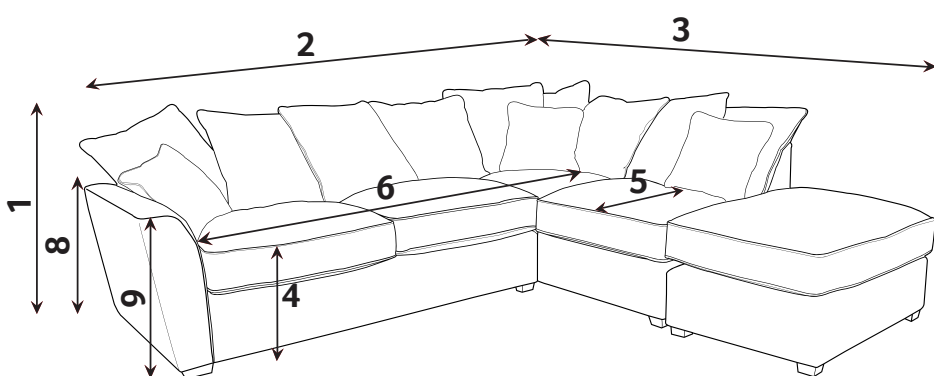
* Dowelled, screwed, glued & stapled joinery.

* Award winning foamflex seat interior with 5 year guarantee.

* Superloop back springs.

* Light and Dark Wood foot options.

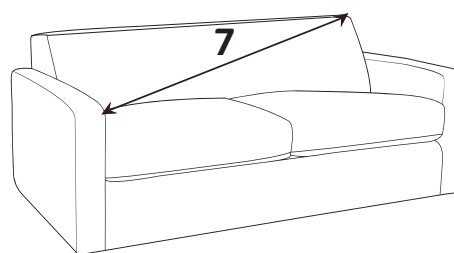
DIMENSION GUIDE



- 1 - HEIGHT
- 3 - DEPTH
- 5 - SEAT DEPTH (STD & PILLOW)
- 7 - DIAGONAL ACCESS
- 2 - WIDTH
- 4 - SEAT HEIGHT
- 6 - SEAT WIDTH
- 8 - OUTBACK HEIGHT
- 9 - ARM HEIGHT

Illustrations used for reference only.

Check the diagonal access dimension to ensure furniture will fit in your home.



foamflex™

Our new expertly engineered foam seat interior gives you the comfort of fibre with the retention of foam.

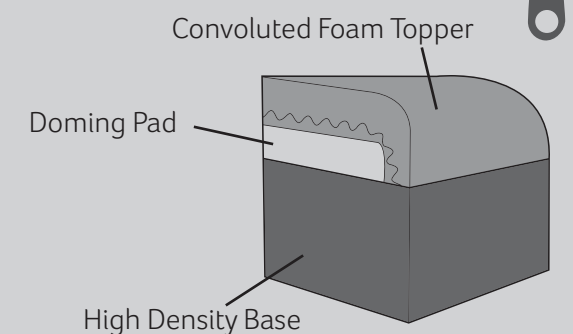
CARE GUIDE

To improve the longevity of your hand-made furniture, we recommend rotating cushions (where applicable).

For further information on maintaining your furniture, please refer to the Care Guide located under the seat platform.



Our foamflex seat interiors have been granted the FIRA GOLD Award, a mark of quality under-pinning all necessary testing of the product materials, design and production techniques.



Dark (Antique)

Light (Beech)



FOOT OPTIONS:

Please note : All dimension are approximate. Allow tolerance of +/- 2.5cm.

Wood is a natural product and will vary in shade/colour from item to item. Feet require fitting.



Cover 4:
Duchess Pebble

Cover 3:
Destiny Silver *

Cover 2:
Tessere Pebble

Cover 1:
Aaron Silver

Antique Feet

* PLEASE NOTE THAT DESTINY FABRIC IS ONLY AVAILABLE AS COVER 3 ON PILLOW BACK AND COVER 2 ON STANDARD BACK.

Vesper Collection

Colours represented are to be used as a guide only.
Please refer to manufacturers swatch for a more accurate colour match.

Please note that colour shadings can vary slightly from each roll of fabric.
We cannot guarantee a precise match to these samples or between cut lengths and upholstered goods.

foamflex™

Award Winning Seating Technology

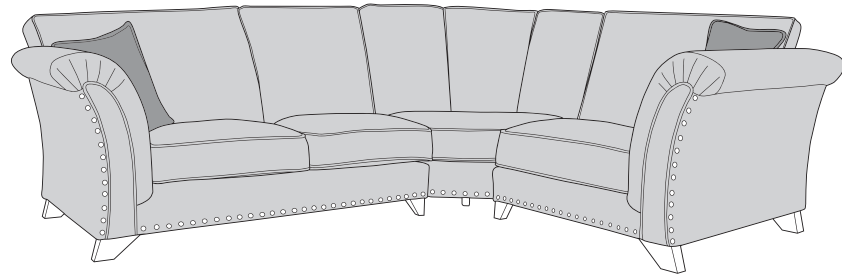
02/12/2022

VESPER COVER GUIDE: STANDARD BACK

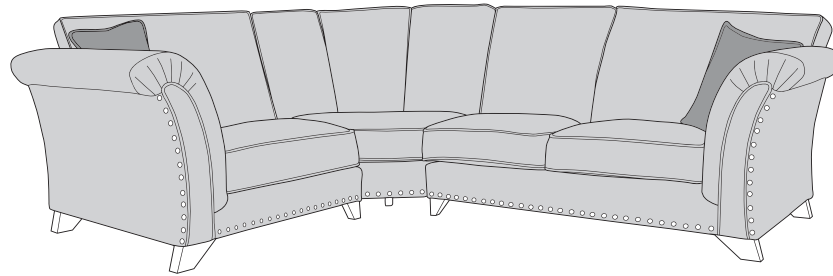
Please use this guide when ordering the following pieces to clarify cover options.

STANDARD BACK - Available with & without studs

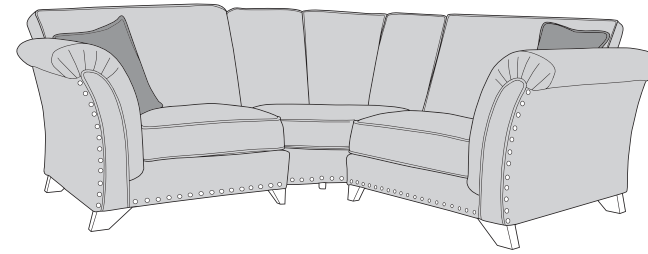
LH2, COR, RH1 (L2, CO, R1)



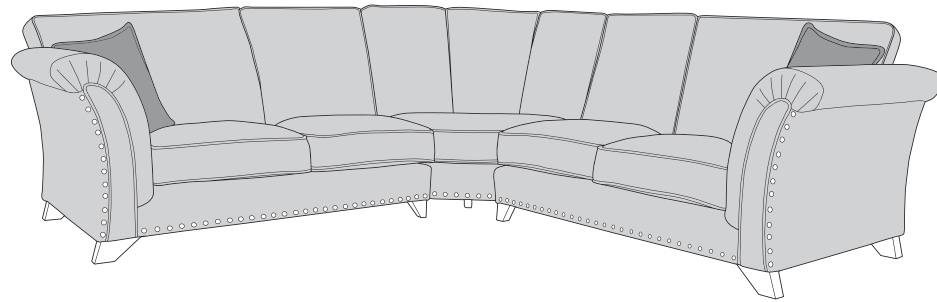
LH1, COR, R2 (L1, CO, R2)



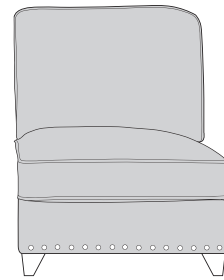
LH1, COR, RH1 (L1, CO, R1)



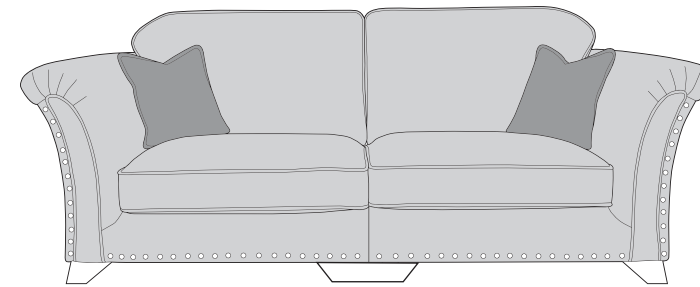
LH2, COR, RH2 (L2, CO, R2)



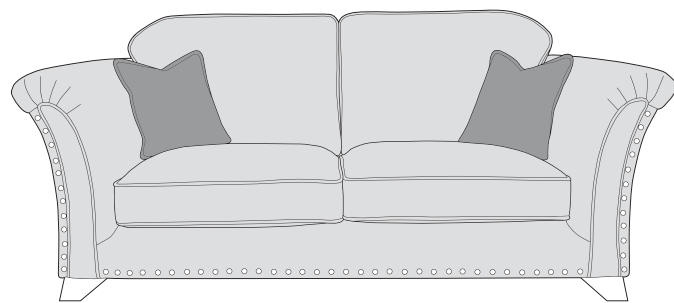
ALU (AU)



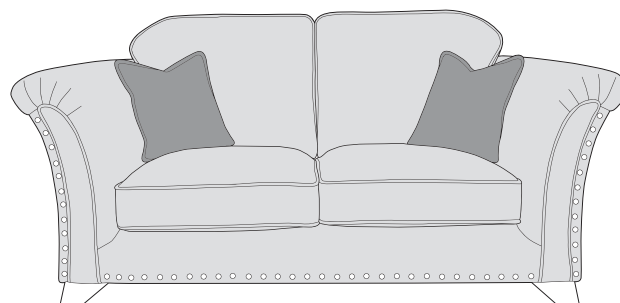
4 Seater Modular Sofa (4MD)



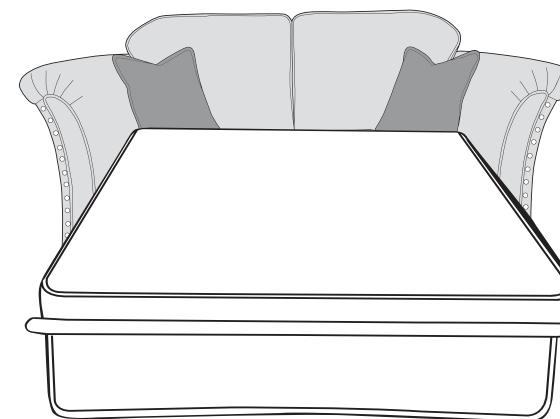
3 Seater Sofa (3ST)



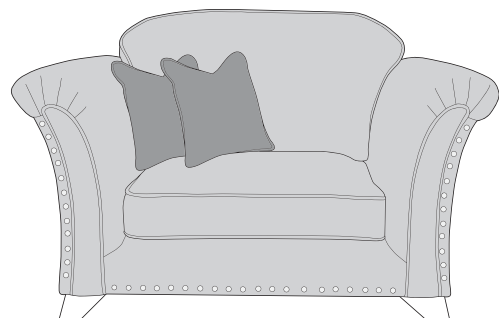
2 Seater Sofa (2ST)



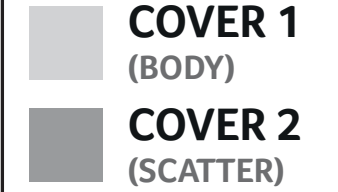

120cm Deluxe Sofa Bed (2DB)



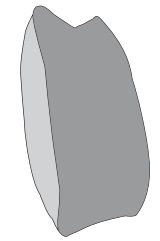
Love Chair (LOV)



Arm Chair (1ST)



Standard Back Scatter Cushions



Flanged Edge
Front = Cover 2
Back = Cover 1

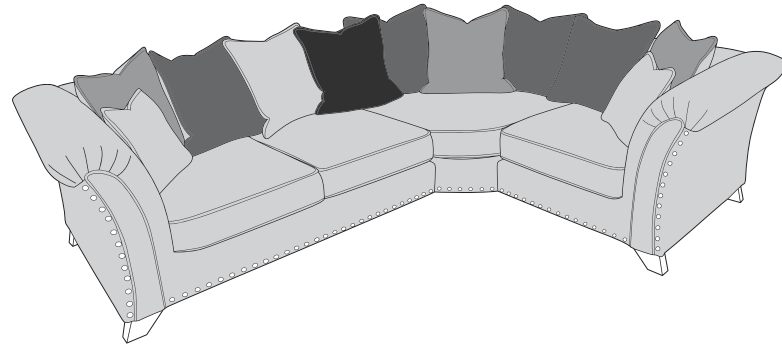


VESPER COVER GUIDE: PILLOW BACK

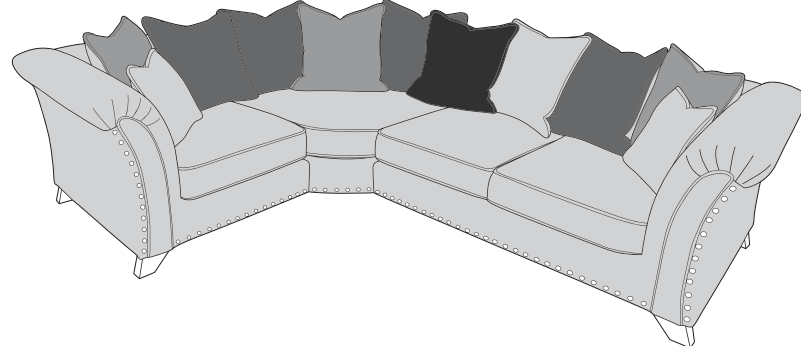
Please use this guide when ordering the following pieces to clarify cover options.

PILLOW BACK - Available with & without studs

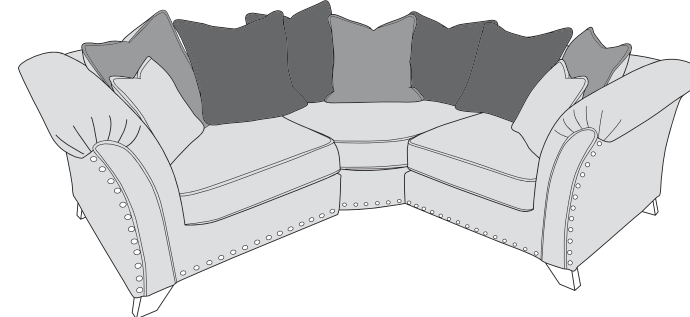
LH2, COR, RH1 (L2, CO, R1)



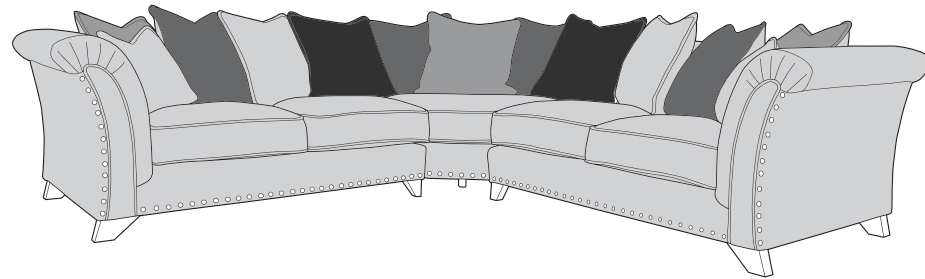
LH1, COR, RH2 (L1, CO, R2)




LH1, COR, RH1 (L1, CO, R1)



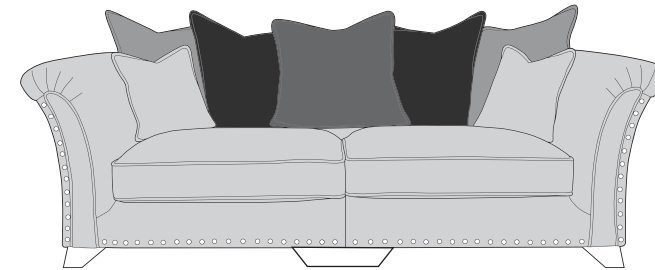
LH2, COR, RH2 (L2, CO, RH2)



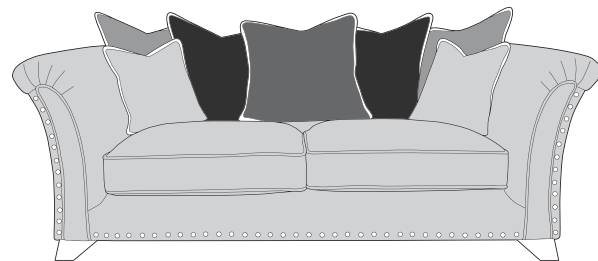
ALU (AU)



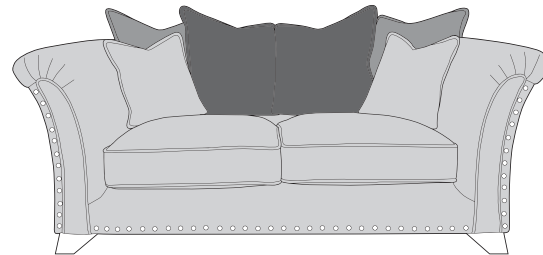
4 Seater Modular Sofa (4MD)



3 Seater Sofa (3ST)

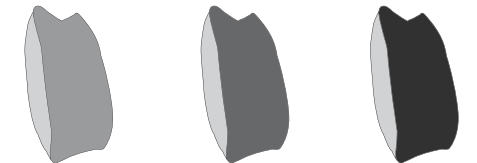


2 Seater Sofa (2ST)



-  **COVER 1**
(BODY,
PILLOW,
SCATTER)
-  **COVER 2**
(PILLOW)
-  **COVER 3**
(PILLOW)
-  **COVER 4**
(PILLOW)

Pillow Back Cushions

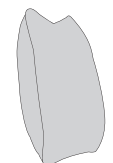


Flanged Edge
Front = Cover 2
Back = Cover 1

Flanged Edge
Front = Cover 3
Back = Cover 1

Flanged Edge
Front = Cover 4
Back = Cover 1

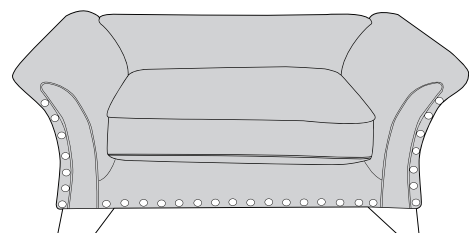
Pillow Back Scatter Cushions



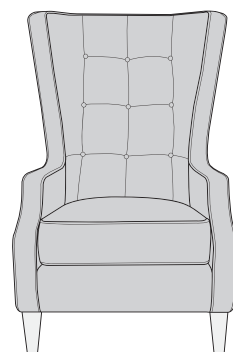
Flanged Edge
Front = Cover 1
Back = Cover 1

SUGGESTED ACCENT PIECES

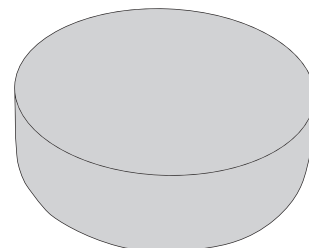
Beethoven
Pet Bed (PET-F)



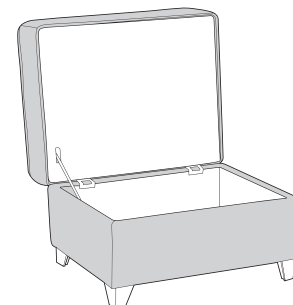
Throne
Accent Chair (ACH)



Arc
Round Footstool (FST)



Vesper
Storage Footstool (FSS)



VESPER DIMENSIONS (CM)

AVAILABLE PIECES	HEIGHT 1	OUTBACK HEIGHT	WIDTH 2	DEPTH 3	ARM HEIGHT	SEAT HEIGHT 4	SEAT DEPTH (STANDARD) 5	SEAT DEPTH (PILLOW) 5	SEAT WIDTH 6	ACCESS DIAGONAL 7	WEIGHT (KG)	SCATTER CUSHION NO.
LH1, COR, RH2 or RH1, COR, LH2 CORNER GROUP	92	79	289	223	81	49	N/A	N/A	N/A	117	135.5	2
LH1, COR, RH1 CORNER GROUP	92	79	223	223	81	49	N/A	N/A	N/A	N/A	126	2
LH2, COR, RH2 CORNER GROUP	92	79	289	289	81	49	N/A	N/A	N/A	402	148	2
LH2/RH2 UNIT	92	79	167	104	81	49	52	52	135	194	52.5	1
LH1/RH1 UNIT	92	79	101	104	81	49	52	52	69	141	40	1
ALU - ARMLESS UNIT	92	79	70	104	N/A	49	52	52	70	121	24.5	N/A
COR - CORNER UNIT	92	79	122	122	N/A	49	65	65	N/A	173	43	N/A
4ML/4MR UNIT (4MD)	92	79	126	104	81	49	52	52	94	159	46.5	1
4 SEATER MODULAR SOFA (4MD)	92	79	252	104	81	49	52	52	188	273	93	2
3 SEATER SOFA (3ST)	92	79	219	104	81	49	52	52	155	239	76.5	2
2 SEATER SOFA (2ST)	92	79	200	104	81	49	52	52	136	220	66	2
LOVE CHAIR (LOV)	92	79	158	104	81	49	52	52	91	158	55.5	2
ARM CHAIR (1ST)	92	79	128	104	81	49	52	52	62	160	49.5	1
ACCENT PIECES												
BEETHOVEN PET BED (DOG-F)	53	N/A	120	70	54	37	57	N/A	75	136	24.5	N/A
THRONE CHAIR (ACH)	122	N/A	73	88	N/A	52	54	N/A	55	102	28.5	N/A
ARC ROUND FOOTSTOOL (FST)	33	N/A	97	97	N/A	N/A	N/A	N/A	N/A	N/A	22	N/A
STORAGE FOOTSTOOL (FSS)	45	N/A	63	50	N/A	N/A	N/A	N/A	N/A	75	12.5	N/A
SOFA BEDS												
120CM DELUXE SOFA BED (2DB)	96	79	202	104	80	53	65	N/A	136	220	102	2

SOFABED:

DELUXE ACTION & SPRUNG MATTRESS

A two fold metal action with beech slats. Complemented by a deluxe sprung mattress. For everyday use.

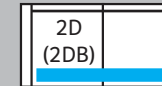
Mattress thickness: 11.5cm

Mattress Length: 183cm

2 fold action is 160Kg total max occupancy weight



120cm sofa bed:



Mattress Width: 114cm

Sofa beds available as standard back only

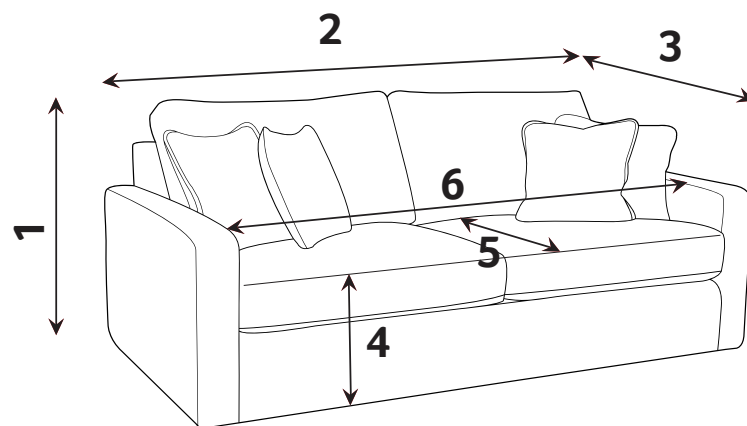
- * Hardwood & composite board frame.
- * Dowelled, screwed, glued & stapled joinery.
- * Light, Antique & Smokey Grey Wood foot options.

- * Fibre filled backs for added comfort.
- * Feather filled scatters included.
- * Award winning foamflex seat interior with 5 year guarantee.



- * Serpentine seat springs & silent wire.
- * Elasticated back webbing.

DIMENSION GUIDE

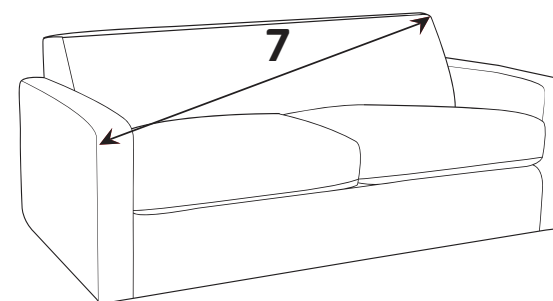


1 - HEIGHT
2 - WIDTH

3 - DEPTH
4 - SEAT HEIGHT

5 - SEAT DEPTH (STD & PILLOW)
6 - SEAT WIDTH

Check the diagonal access dimension to ensure furniture will fit in your home.



7 - DIAGONAL ACCESS

Illustrations used for reference only.

foamflex™

Our new expertly engineered foam seat interior gives you the comfort of fibre with the retention of foam.

CARE GUIDE

To improve the longevity of your hand-made furniture, we recommend rotating cushions (where applicable).

For further information on maintaining your furniture, please refer to the Care Guide located under the seat platform.



Our foamflex seat interiors have been granted the FIRA GOLD Award, a mark of quality under-pinning all necessary testing of the product materials, design and production techniques.



Beech (Light)



SOFA BED FEET

Antique (Dark)




Antique (Dark)




Beech (Light)



Smokey Grey



Smokey Grey



FOOT OPTIONS:

Wood is a natural product and will vary in shade/colour from item to item. Feet may require fitting.

Please note : All dimensions are approximate. Allow tolerance of +/- 2.5cm.



02/12/2022



Cover 1:
Albie Natural

Cover 2:
Jester Natural

Cover 1:
Polly Cotton

Cover 1:
Jester Natural

Victoria Collection

Extra Flex[®]
Soft, Supportive Seating

Colours represented are to be used as a guide only.
Please refer to manufacturers swatch for a more accurate colour match.

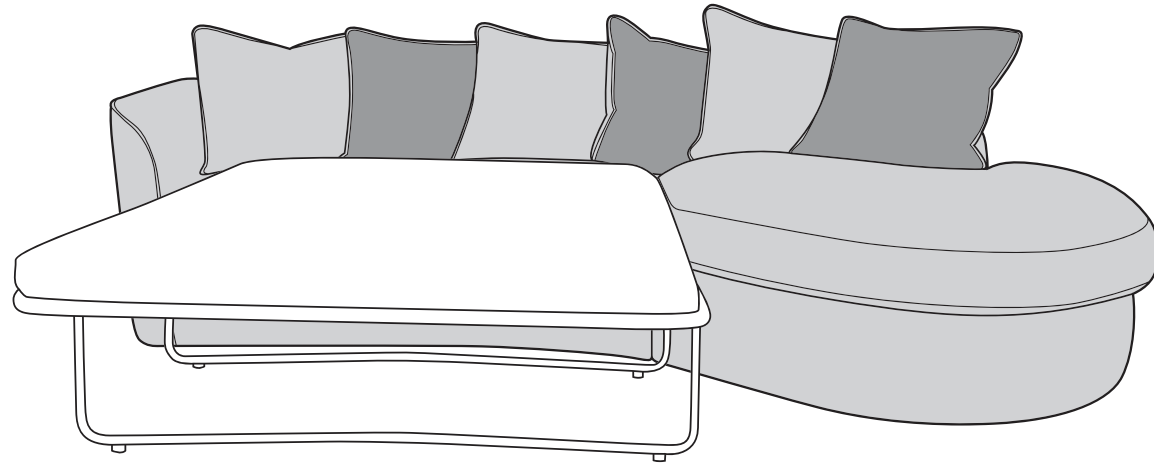
Please note that colour shadings can vary slightly from each roll of fabric.
We cannot guarantee a precise match to these samples or between cut lengths and upholstered goods.

10/01/2023

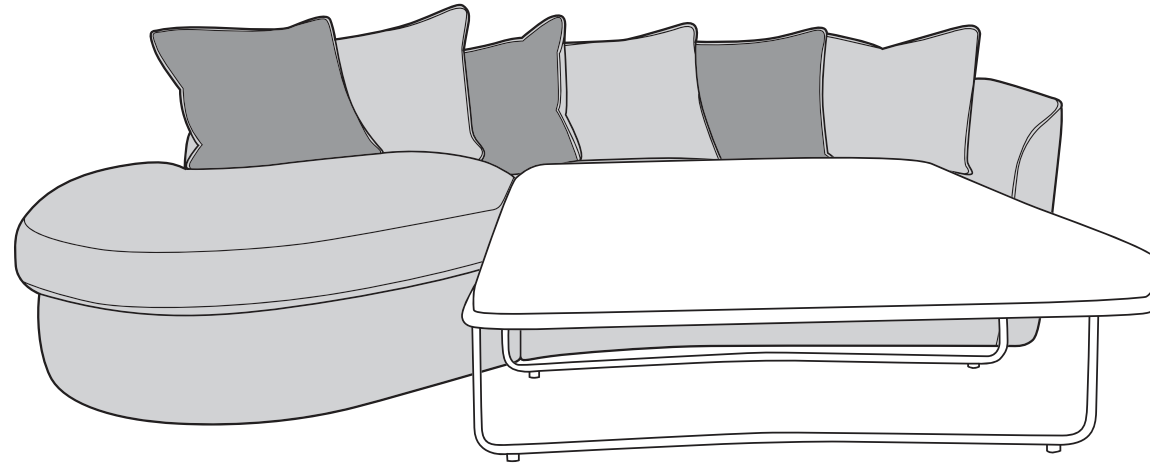
VICTORIA COVER GUIDE: PILLOW BACK

Please use this guide when ordering the following pieces to clarify cover options.


Chaise Sofa Bed with Storage (L2S, R1F)




Chaise Sofa Bed with Storage (L1F, R2S)



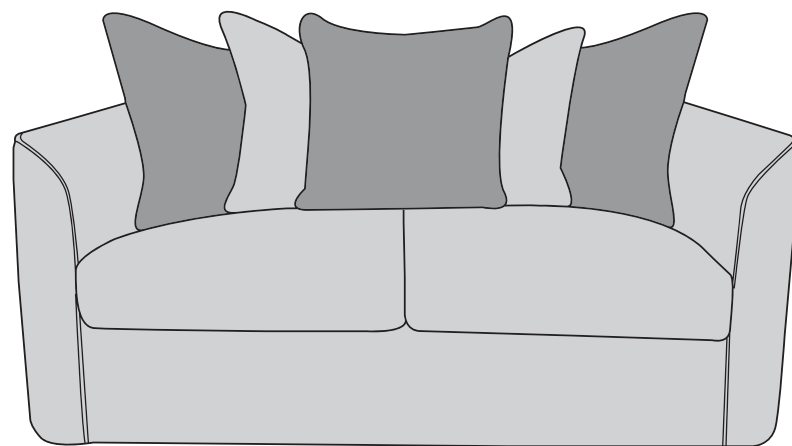
Chaise Sofa with Storage (LH2, R1F)



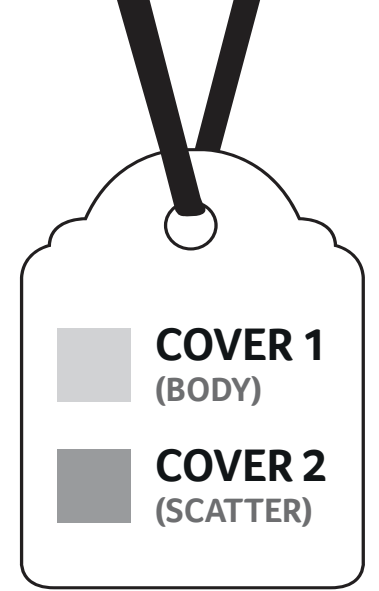
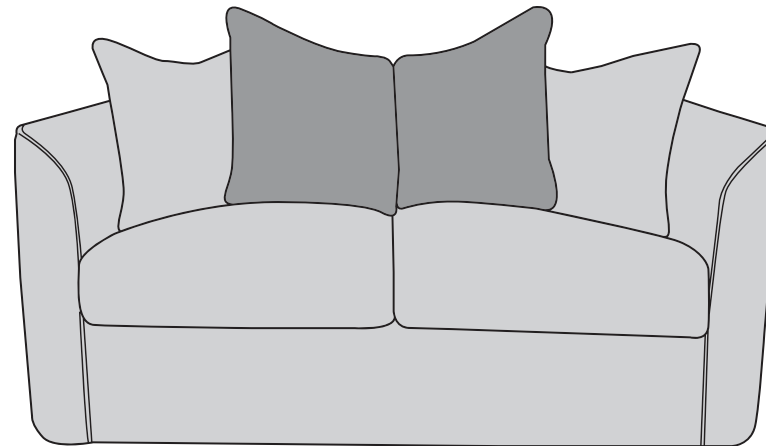
Chaise Sofa with Storage (L1F, RH2)



3 Seater Sofa (3ST)



2 Seater Sofa (2ST)



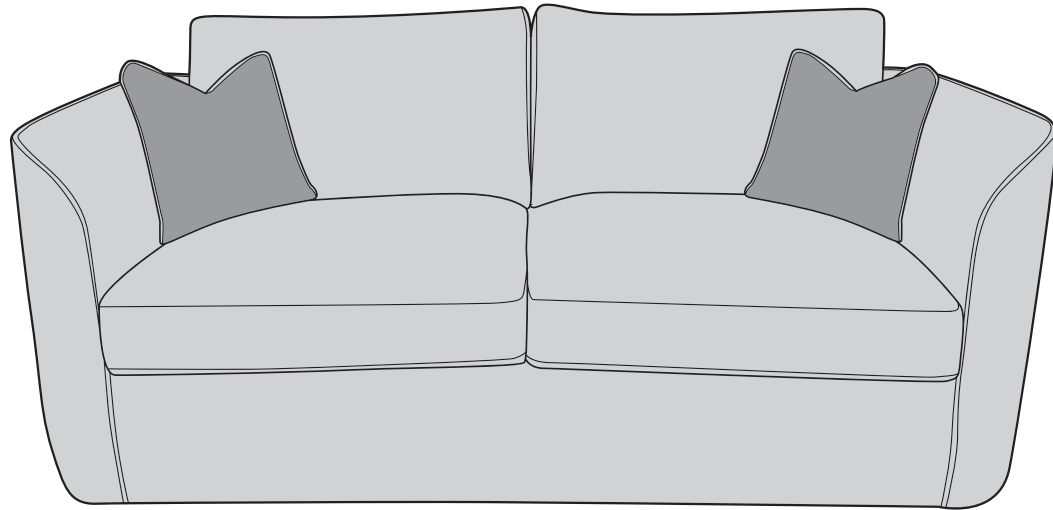
APPROVED MEMBER




VICTORIA COVER GUIDE: STANDARD BACK

Please use this guide when ordering the following pieces to clarify cover options.

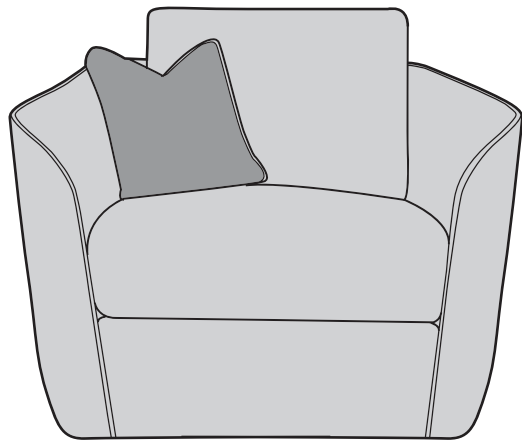
3 Seater Sofa (3ST)



2 Seater Sofa (2ST)

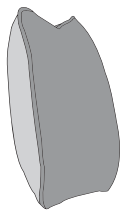


Armchair (1ST)



-  **COVER 1**
(BODY)
-  **COVER 2**
(SCATTER)

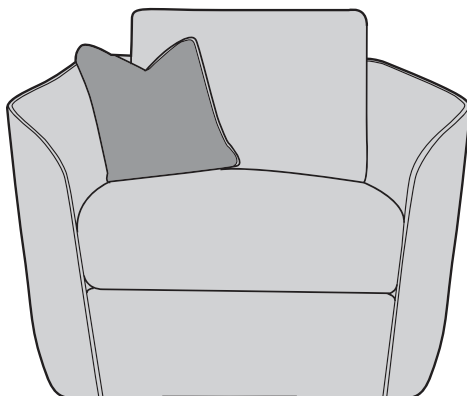
Scatter Cushions



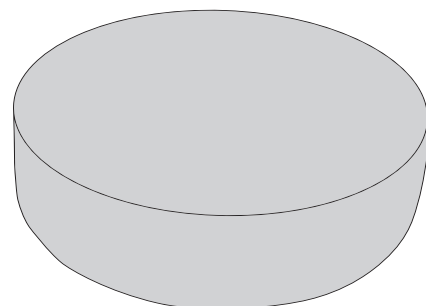
Front = Cover 2
Piping = Cover 1
Back = Cover 1

SUGGESTED ACCENT PIECES

Ari Swivel Chair (SWC)



Arc Round Footstool (FST)



VICTORIA DIMENSIONS (CM)

AVAILABLE PIECES	HEIGHT 1	WIDTH 2	DEPTH 3	SEAT HEIGHT 4	SEAT DEPTH 5	SEAT WIDTH 6	ACCESS DIAGONAL 7	OUTBACK HEIGHT 8	ARM HEIGHT 9	WEIGHT (KG)	SCATTER CUSHION NO.
LHF / RHF 2ST STD BED ARM UNIT	90	155	97/106	55	58/64	137	171	73	73	64.5	N/A
LHF / RHF 2ST ARM UNIT	90	155	97	55	58/64	137	171	73	73	46	N/A
LHF / RHF STORAGE CHAISE	90	126	145	55	104	N/A	165	73	73	55	N/A
3 SEATER SOFA (3ST)	90	188	97	55	58	162	203	73	73	62	2 (Standard Only)
2 SEATER SOFA (2ST)	90	172	97	55	58	134	182	73	73	59.5	2 (Standard Only)
ARM CHAIR (1ST)	90	98	97	55	58	60	123	73	73	34	1
ACCENT PIECE											
ARI SWIVEL CHAIR (SWC)	90	98	97	55	58	60	123	73	73	49.5	1
ARC ROUND FOOTSTOOL (FST)	33	97	97	N/A	N/A	N/A	N/A	N/A	N/A	22	N/A

* Hardwood & composite board frame.

* Dowelled, screwed, glued & stapled joinery.

* Sumptuous feather filled pillow backs. 

* Fibre filled standard backs for added comfort.

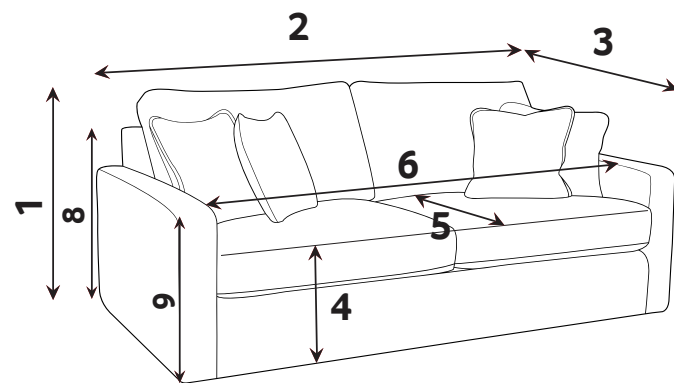
* Extraflex high comfort seat cushions.

* Feather filled scatters included. 

* Serpentine seat springs & silent wire.

* Elasticated back webbing.

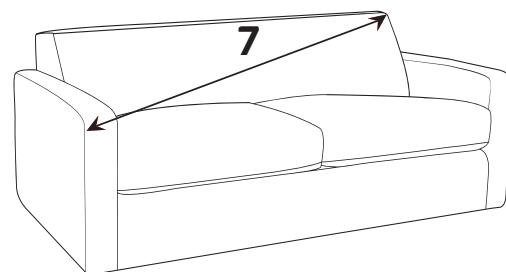
DIMENSION GUIDE



- 1 - HEIGHT
- 2 - WIDTH
- 3 - DEPTH
- 4 - SEAT HEIGHT
- 5 - SEAT DEPTH (STD & PILLOW)
- 6 - SEAT WIDTH
- 7 - DIAGONAL ACCESS
- 8 - OUTBACK HEIGHT
- 9 - ARM HEIGHT

Illustrations used for reference only.

Check the diagonal access dimension to ensure furniture will fit in your home.



Extra Flex®

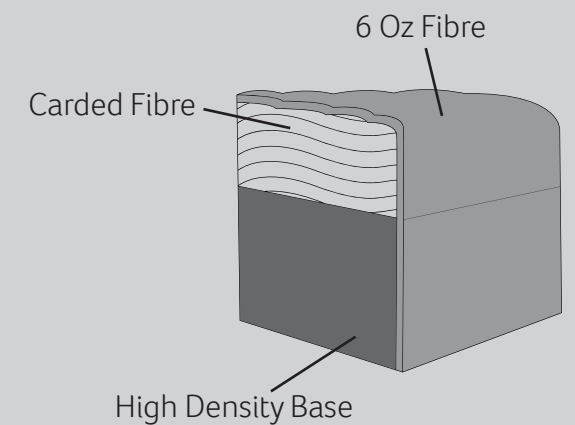
A high density foam base seat interior with a hand-rolled carded fibre, channelled topper which provides both softness and support.

CARE GUIDE

Extraflex seat cushions should be **plumped up on a regular basis** to help maintain the aesthetical appeal of your upholstery, the plumping of cushions is essential to help retain the comfort and softness of any piece of upholstered furniture.

To improve the longevity of your hand-made furniture, we recommend rotating cushions (where applicable).

For further information on maintaining your furniture please refer to the care guide located under the seat platform.





Black Feet

Cover 1:
Napoli Tan

Optional Extra
Scatter Cushions

Warren Leather Collection



Colours represented are to be used as a guide only.
Please refer to manufacturers swatch for a more accurate colour match.

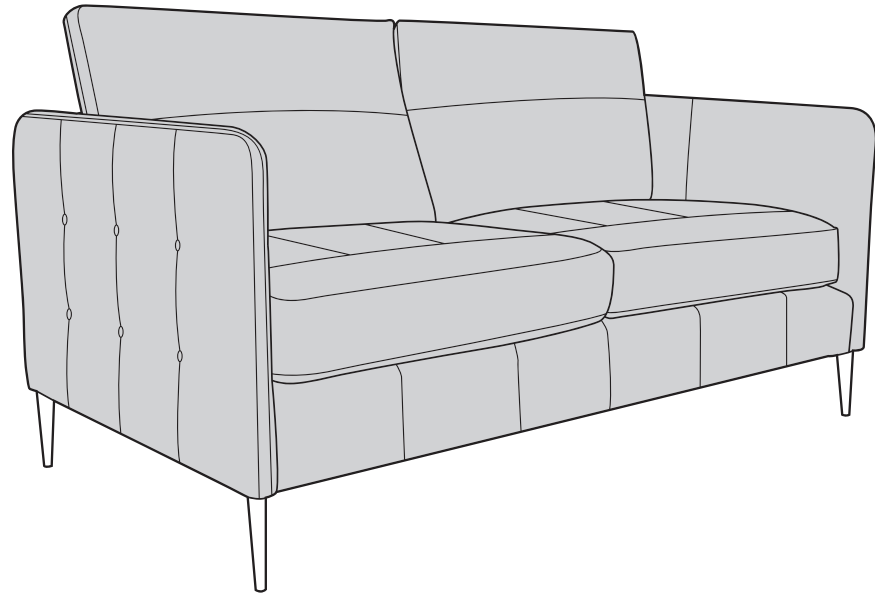
Please note that colour shadings can vary slightly from each roll of fabric.
We cannot guarantee a precise match to these samples or between cut lengths and upholstered goods.

01/01/2023


WARREN LEATHER COVER GUIDE: STANDARD BACK ONLY

Please use this guide when ordering the following pieces to clarify cover options.


4 Seater Sofa (4ST)




3 Seater Sofa (3ST)



2 Seater Sofa (2ST)

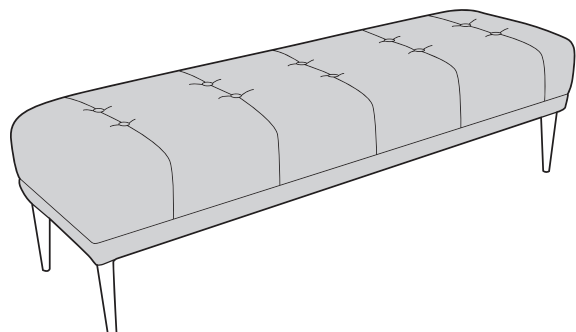


Armchair (1ST)

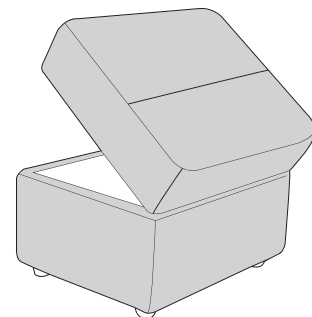


SUGGESTED ACCENT PIECES

Warren Leather Footstool (FST)



Leather Storage Footstool (FSS)



WARREN LEATHER DIMENSIONS (CM)

AVAILABLE PIECES	HEIGHT 1	WIDTH 2	DEPTH 3	SEAT HEIGHT 4	SEAT DEPTH 5	SEAT WIDTH 6	ACCESS DIAGONAL 7	OUTBACK HEIGHT 8	ARM HEIGHT 9	WEIGHT (KG)
4 SEATER SOFA (4ST)	90	198	98	53	58	177	216	75.5	77	60
3 SEATER SOFA (3ST)	90	170	98	53	58	149	190	75.5	77	54.5
2 SEATER SOFA (2ST)	90	149	98	53	58	128	170	75.5	77	50
ARMCHAIR (1ST)	90	84	98	53	58	63	120	75.5	77	38.5
ACCENT PIECE										
WARREN LEATHER FOOTSTOOL (FST)	39	135	39	N/A	N/A	N/A	137	N/A	N/A	15
LEATHER STORAGE FOOTSTOOL (FSS)	45	63	50	N/A	N/A	N/A	75	N/A	N/A	12.5

* Hardwood & composite board frame.

* Zipped in Leather backs.

* Serpentine seat springs & silent wire.

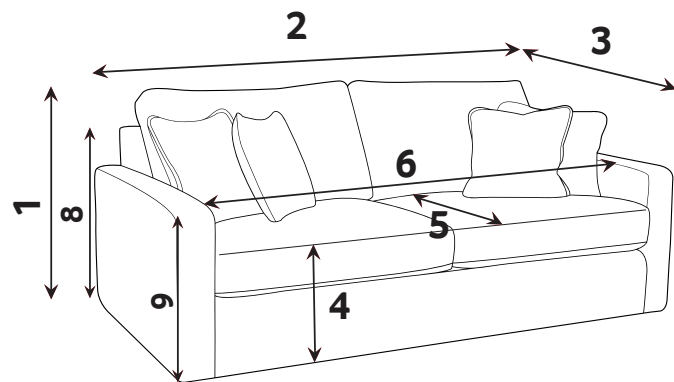
* Dowelled, screwed, glued & stapled joinery.

* Ultimateflex seat cushions.

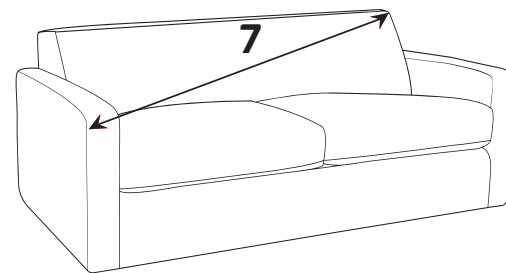
* Elasticated back webbing.

* A choice of Black, Gold, Chrome Metal Foot or Walnut or Beech Wood Foot.

DIMENSION GUIDE



Check the diagonal access dimension to ensure furniture will fit in your home.



- 1 - HEIGHT
- 2 - WIDTH
- 3 - DEPTH
- 4 - SEAT HEIGHT
- 5 - SEAT DEPTH (STD & PILLOW)
- 6 - SEAT WIDTH
- 7 - DIAGONAL ACCESS
- 8 - OUTBACK HEIGHT
- 9 - ARM HEIGHT

Illustrations used for reference only.

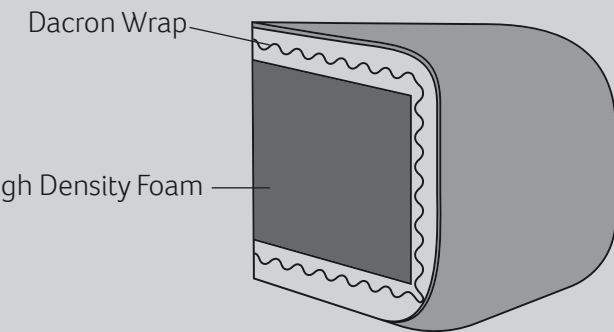
Ultimate-Flex

A high loft, high density foam inner seat interior surrounded by a dacron wrap that provides both comfort and support.

CARE GUIDE

Ultimate-Flex seat cushions should be plumped up on a regular basis to help maintain the aesthetic appeal of your upholstery, the plumping of cushions is essential to help retain the comfort and softness of any piece of upholstered furniture.

For further information on maintaining your furniture please refer to the care guide located under the seat platform.



Black Gold Chrome Walnut Beech



FOOT OPTIONS:

Wood is a natural product and will vary in shade/colour from item to item. Feet may require fitting.

Please note : All dimension are approximate. Allow tolerance of +/- 2.5cm.



01/02/2023

LEATHER RANGE

We only use full leather for our collections; no splits apply.



VERONA

Verona is a Pigmented leather made of top quality heavy-weight hides processed in Italy. The higher-thickness enhances the hand-feel and the visual opulence of the leather. Hides are machine-buffed to remove superficial characteristics before being coated with a pigment to ensure colour consistency. Following this, hides are embossed with an artificial grain to give a uniform appearance and further reduce any visible traces of natural markings. These additional treatments only increase the product's physical durability, reduce absorption from spills, and is a family-friendly option for those seeking to get the most out of leather's hard-wearing properties.



NAPOLI

Napoli is a natural grain, Semi-Aniline leather made of high quality hides that have been processed in Italy. A special re-tanning process is applied to give the leather its rich hand feel. A contrasting roller effect has been applied to the surface of each hide to add visual character, before being treated with a protective finish to increase durability. A characterful and family-friendly leather.



TURINO

Torino is lightly-buffed, two-tone natural grain Semi-Aniline leather made of top quality hides that have been processed in Italy. Hides are then finished with a pigment to increase top-coat durability, before a very subtle darker contrasting effect is applied to the tips of the grain to create a discreet two-tone affect. A family friendly leather with a wide appeal.



CAPRI

Capri is a hand-buffed Aniline leather made of top quality hides that have been processed in Italy. This leather is a celebration of the rich history of each and every hide and the individual characteristics that make them unique. The hides are buffed by hand, piece by piece. Other than a light protective finish that has been applied to the grain in order to increase its physical performance, Capri's surface is completely natural and free from additional treatments so as to retain the natural look of the leather. Natural leather will be subject to shade variation between and even within upholstered panels, ensuring every piece of furniture is unique.



LAZIO

Lazio is a hand-buffed Aniline leather made of top quality hides that have been processed in Italy. This leather is a celebration of the rich history of each and every hide and the individual characteristics that make them unique. The hides are buffed by hand, piece by piece. Other than a light protective finish that has been applied to the grain in order to increase its physical performance, Lazio's surface is completely natural and free from additional treatments so as to retain the natural look of the leather. Natural leather will be subject to shade variation between and even within upholstered panels, ensuring every piece of furniture is unique.





Cover 1:
Rancho Coffee

Cover 2:
Aaron Mink

Cover 3:
Crinkle Black / Gold

Cover 3:
Artemis Black

Antique Feet

Weston Collection

Colours represented are to be used as a guide only.
Please refer to manufacturers swatch for a more accurate colour match.

Please note that colour shadings can vary slightly from each roll of fabric.
We cannot guarantee a precise match to these samples or between cut lengths and upholstered goods.

foamflex™

Award Winning Seating Technology

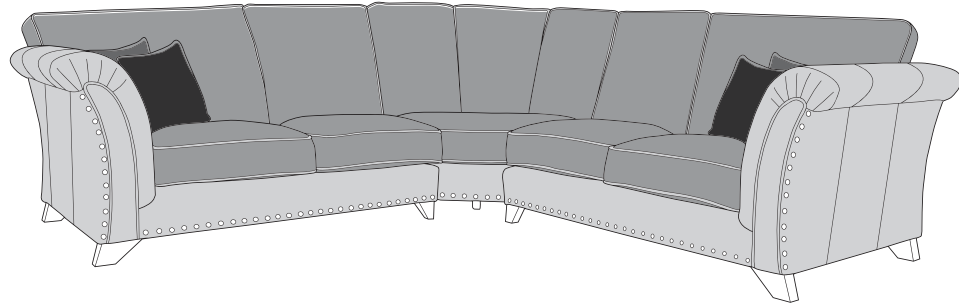
12/01/2023

WESTON COVER GUIDE: STANDARD BACK

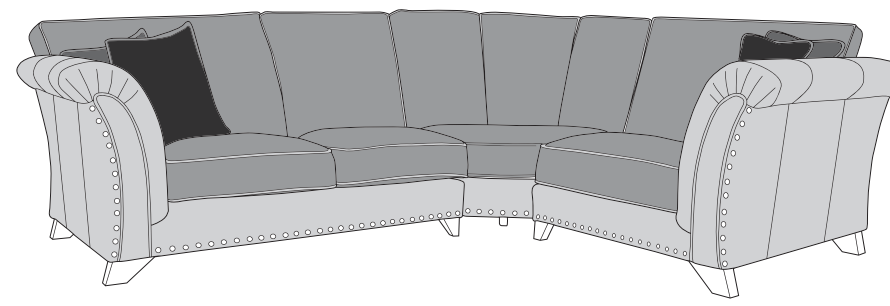
Please use this guide when ordering the following pieces to clarify cover options.

STANDARD BACK - Available with & without studs

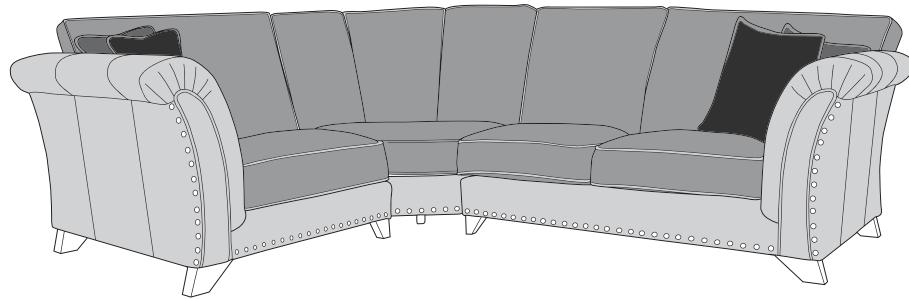
LH2, COR, RH2 Corner Group



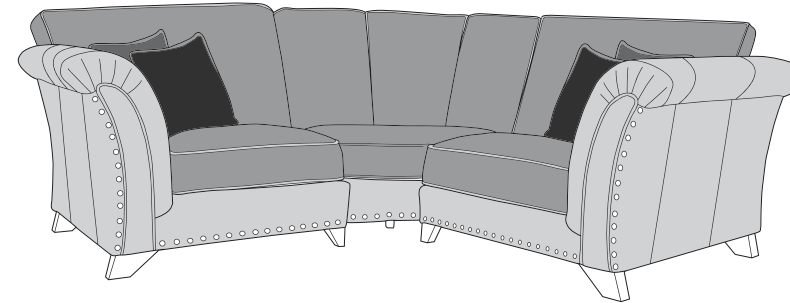
LH2, COR, RH1 Corner Group



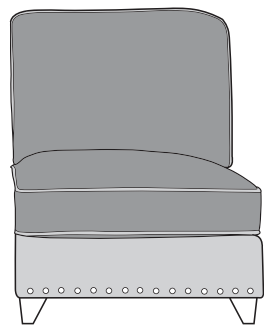
LH1, COR, RH2 Corner Group



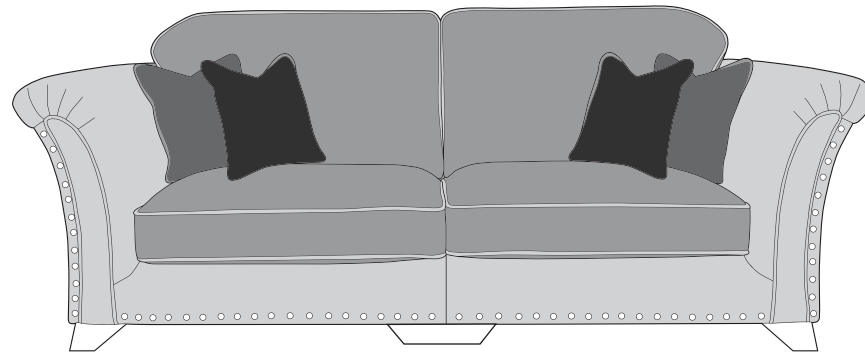
LH1, COR, RH1 Corner Group



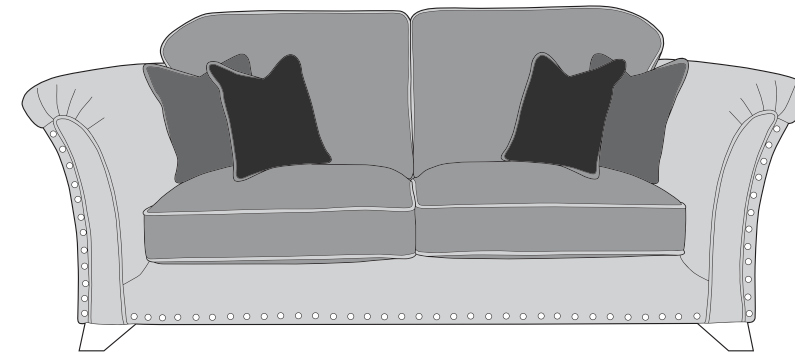
Armless Unit (ALU)



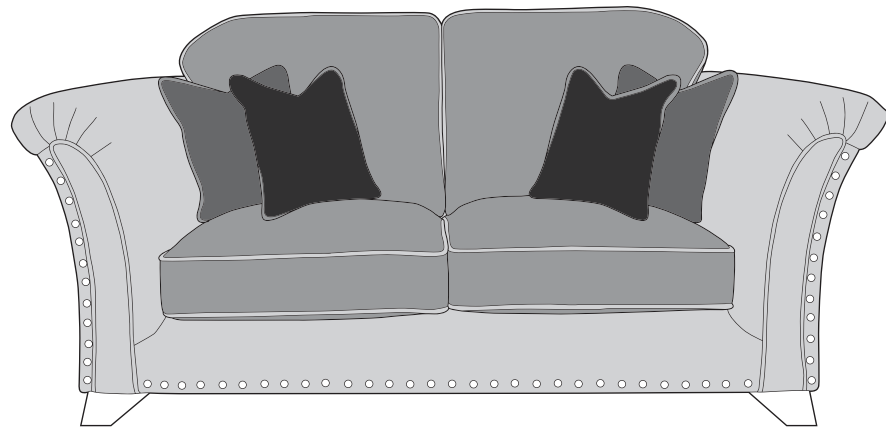
4 Seater Modular Sofa (4MD)



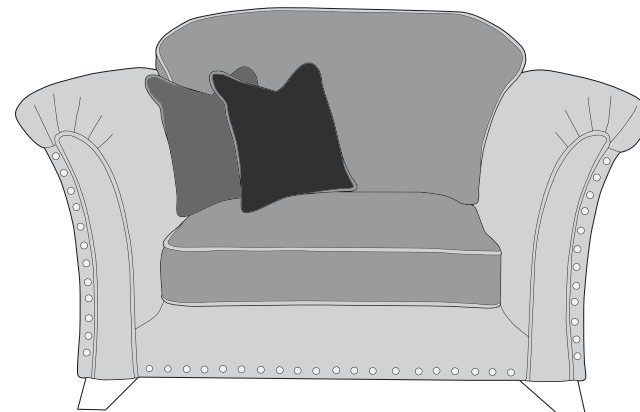
3 Seater Sofa (3ST)




2 Seater Sofa (2ST)







Love Chair (LOV)

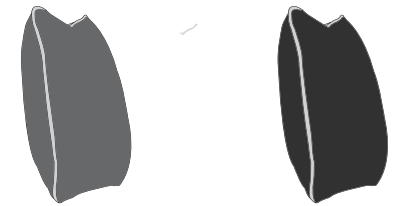


Arm Chair (1ST)



-  **COVER 1**
(OUTER,
SEAT PIPING,
BACK PIPING)
-  **COVER 2**
(INNER,
SCATTER PIPING)
-  **COVER 3**
(SCATTER)
-  **COVER 4**
(SCATTER)

Standard Back Scatter Cushions



Front = Cover 3	Front = Cover 4
Piping = Cover 2	Piping = Cover 2
Back = Cover 3	Back = Cover 4

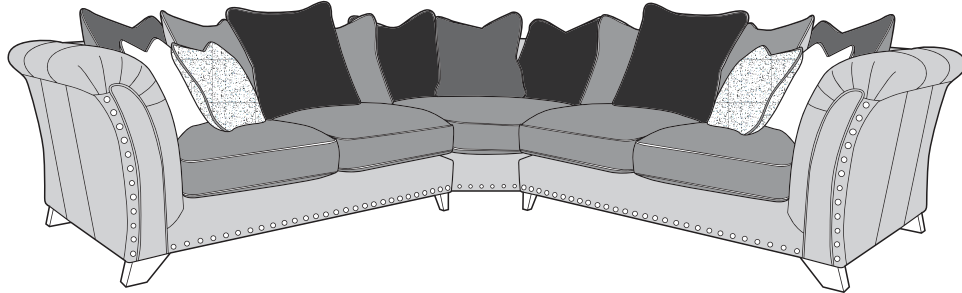


WESTON COVER GUIDE: PILLOW BACK

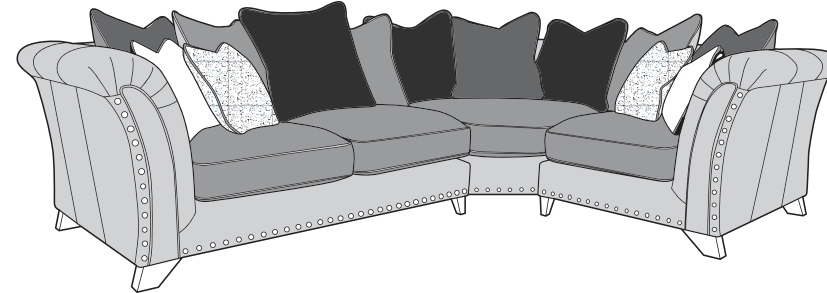
Please use this guide when ordering the following pieces to clarify cover options.

PILLOW BACK - Available with & without studs

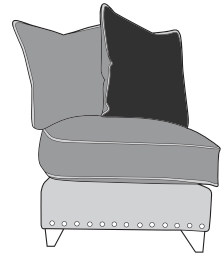
LH2, COR, RH2 Corner Group



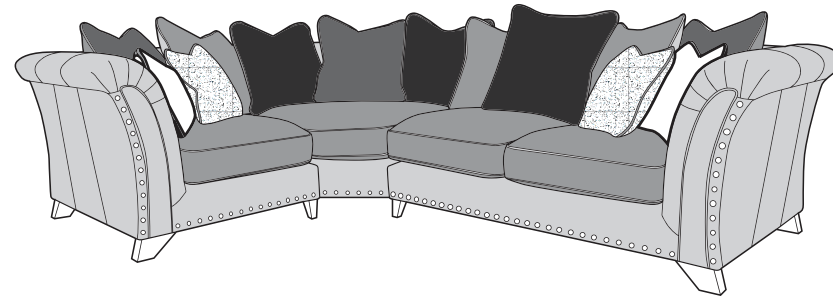
LH2, COR, RH1 Corner Group




Armless Unit (ALU)



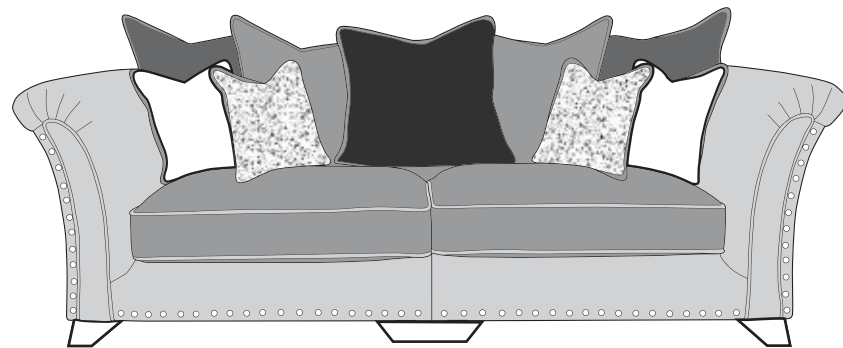
LH1, COR, RH2 Corner Group



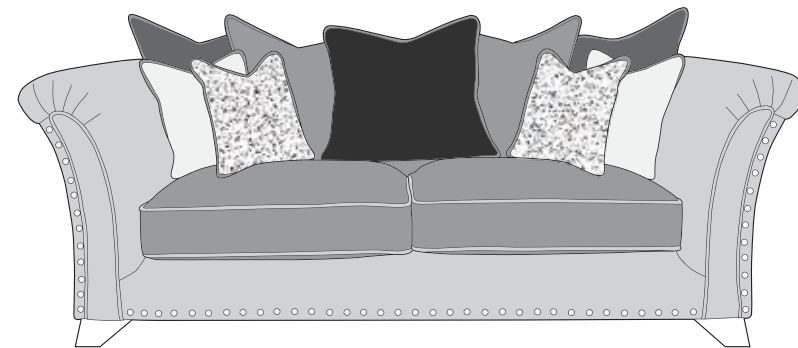
LH1, COR, RH1 Corner Group



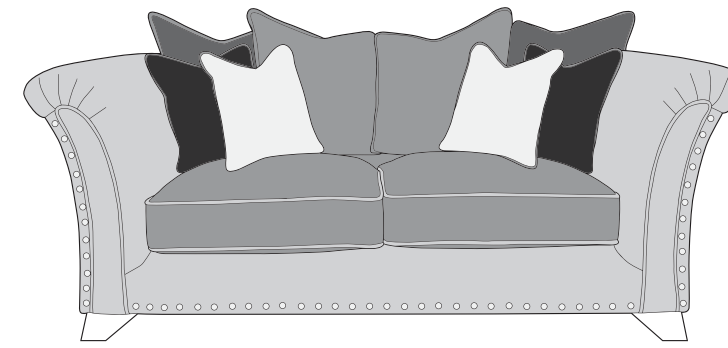
4 Seater Modular Sofa (4MD)




3 Seater Sofa (3ST)




2 Seater Sofa (2ST)



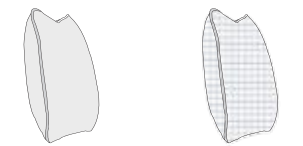
-  **COVER 1**
(OUTER, PILLOW, SEAT PIPING)
-  **COVER 2**
(INNER, PILLOW, PILLOW PIPING, SCATTER PIPING)
-  **COVER 3**
(PILLOW)
-  **COVER 4**
(PILLOW, SCATTER)
-  **COVER 5**
(SCATTER)
-  **COVER 6**
(SCATTER)

Pillow Back Cushions



Front = Cover 2 Front = Cover 3 Front = Cover 4
 Piping = Cover 2 Piping = Cover 2 Piping = Cover 2
 Back = Cover 1 Back = Cover 2 Back = Cover 2

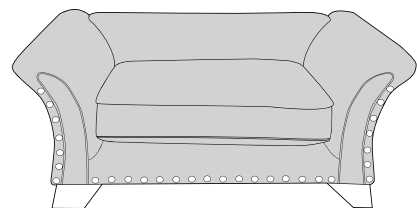
Pillow Back Scatter Cushions



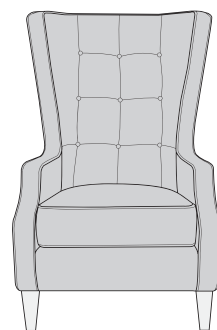
Front = Cover 5 Front = Cover 6
 Piping = Cover 2 Piping = Cover 2
 Back = Cover 5 Back = Cover 6

SUGGESTED ACCENT PIECES

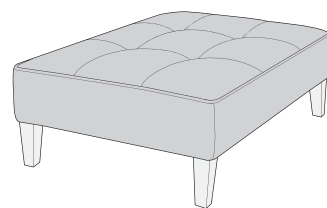
Beethoven Pet Bed (DOG-F)



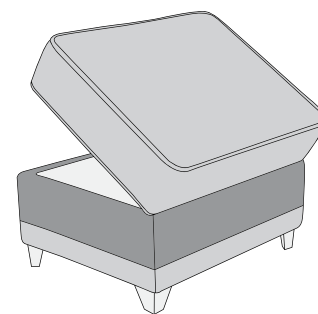
Throne Accent Chair (ACH)



Throne Footstool (FST)




Weston Footstool (FSS)



WESTON DIMENSIONS (CM)

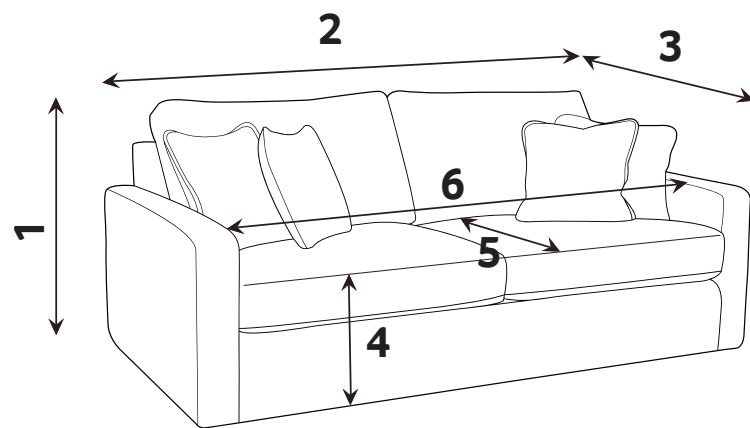
AVAILABLE PIECES	HEIGHT 1	OUTBACK HEIGHT	WIDTH 2	DEPTH 3	ARM HEIGHT	SEAT HEIGHT 4	SEAT DEPTH (STANDARD) 5	SEAT DEPTH (PILLOW) 5	SEAT WIDTH 6	ACCESS DIAGONAL 7	WEIGHT (KG)	SCATTER CUSHION NO.
LH2, COR, RH2 CORNER GROUP	92	79	289	289	81	49	N/A	N/A	N/A	402	148	4
LH1, COR, RH2 or RH1, COR, LH2 CORNER GROUP	92	79	289	223	81	49	N/A	N/A	N/A	117	135.5	4
LH1, COR, RH1 CORNER GROUP	92	79	223	223	81	49	N/A	N/A	N/A	N/A	126	4
LH2, COR, RH2 CORNER GROUP	92	79	289	289	81	49	N/A	N/A	N/A	402	148	4
LH2/RH2 UNIT	92	79	167	104	81	49	52	52	135	194	52.5	2
LH1/RH1 UNIT	92	79	101	104	81	49	52	52	69	141	40	2
ALU - ARMLESS UNIT	92	79	70	104	N/A	49	52		70	121	24.5	N/A
COR - CORNER UNIT	92	79	122	122	N/A	49	65	65	N/A	173	43	N/A
4ML/4MR UNIT (4MD)	92	79	126	104	81	49	52	52	94	159	46.5	2
SEATING												
4 SEATER MODULAR SOFA (4MD)	92	79	252	104	81	49	52	52	188	273	93	4
3 SEATER SOFA (3ST)	92	79	219	104	81	49	52	52	155	239	76.5	4
2 SEATER SOFA (2ST)	92	79	200	104	81	49	52	52	136	220	66	4
LOVE CHAIR (LOV)	92	79	158	104	81	49	52	52	91	158	55.5	2
ARM CHAIR (1ST)	92	79	128	104	81	49	52	52	62	160	49.5	1
ACCENT PIECES												
BEETHOVEN PET BED (DOG-F)	53	N/A	120	70	54	37	57	N/A	75	136	24.5	N/A
THRONE CHAIR (ACH)	122	N/A	73	88	N/A	52	54	N/A	55	102	28.5	N/A
THRONE FOOTSTOOL (FST)	37	104	73	N/A	N/A	N/A	N/A	123	12	N/A	N/A	N/A
WESTON FOOTSTOOL (FSS)	45	63	50	N/A	N/A	N/A	N/A	N/A	13	N/A	N/A	N/A

- * Hardwood & composite board frame.
- * Dowelled, screwed, glued & stapled joinery.
- * Light, Dark & Smokey Grey Wood foot options.

- * Fibre filled backs for added comfort.
- * Feather filled scatters included. 
- * Award winning foamflex seat interior with 5 year guarantee.

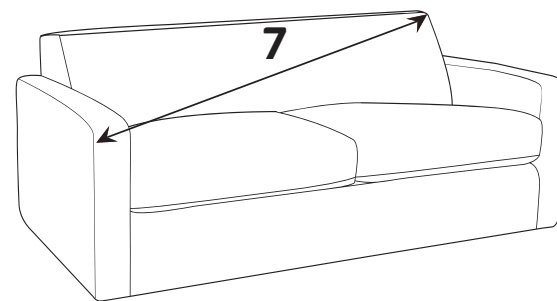
- * Serpentine seat springs & silent wire.
- * Elasticated back webbing.

DIMENSION GUIDE



- 1 - HEIGHT
- 2 - WIDTH
- 3 - DEPTH
- 4 - SEAT HEIGHT
- 5 - SEAT DEPTH (STD & PILLOW)
- 6 - SEAT WIDTH

Check the diagonal access dimension to ensure furniture will fit in your home.



Illustrations used for reference only.

foamflex™

Our new expertly engineered foam seat interior gives you the comfort of fibre with the retention of foam. Our foamflex seat interiors have been granted the FIRA GOLD Award, a mark of quality under-pinning all necessary testing of the product materials, design and production techniques.

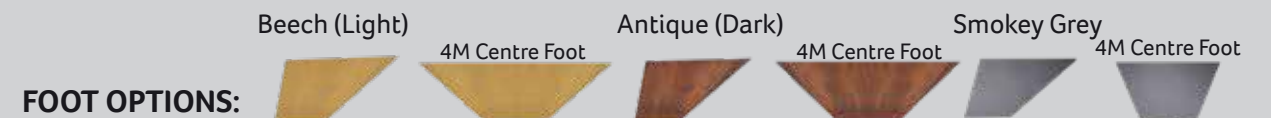
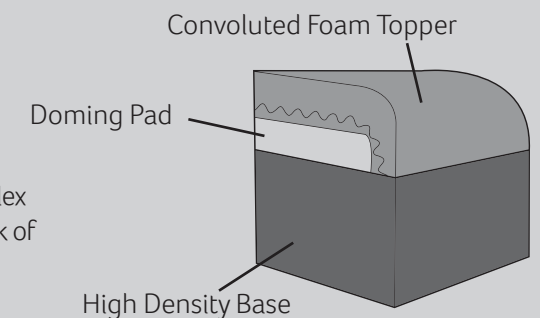
CARE GUIDE

To improve the longevity of your hand-made furniture, we recommend rotating cushions (where applicable).

For further information on maintaining your furniture, please refer to the Care Guide located under the seat platform.




Our foamflex seat interiors have been granted the FIRA GOLD Award, a mark of quality under-pinning all necessary testing of the product materials, design and production techniques.




WILTSHIRE COVER GUIDE: STANDARD BACK ONLY

Please use this guide when ordering the following pieces to clarify cover options.


4 Seater Sofa (4ST)




3 Seater Sofa (3ST)



2 Seater Sofa (2ST)

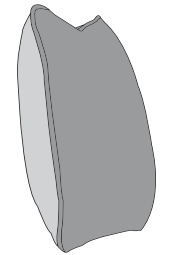


Armchair (1ST)



-  **COVER 1**
(BODY)
-  **COVER 2**
(SCATTER)

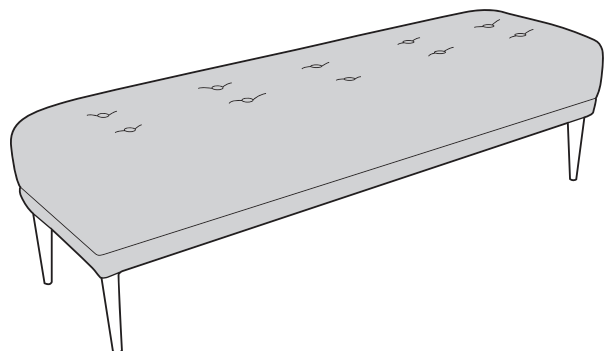
Scatter Cushions



Flanged Edge
Front = Cover 2
Back = Cover 1

SUGGESTED ACCENT PIECES

Wiltshire Footstool (FST)



WILTSHIRE DIMENSIONS (CM)

AVAILABLE PIECES	HEIGHT 1	WIDTH 2	DEPTH 3	SEAT HEIGHT 4	SEAT DEPTH 5	SEAT WIDTH 6	ACCESS DIAGONAL 7	OUTBACK HEIGHT 8	ARM HEIGHT 9	WEIGHT (KG)	SCATTER CUSHION NO.
4 SEATER SOFA (4ST)	90	198	98	53	58	177	216	75.5	77	60	2
3 SEATER SOFA (3ST)	90	170	98	53	58	149	190	75.5	77	54.5	2
2 SEATER SOFA (2ST)	90	149	98	53	58	128	170	75.5	77	50	2
ARMCHAIR (1ST)	90	84	98	53	58	63	120	75.5	77	38.5	1
ACCENT PIECE											
WILTSHIRE FOOTSTOOL (FST)	39	135	39	N/A	N/A	N/A	137	N/A	N/A	15	N/A

* Hardwood & composite board frame.

* Fibre back cushions for added comfort.

* Serpentine seat springs & silent wire.

* Dowelled, screwed, glued & stapled joinery.

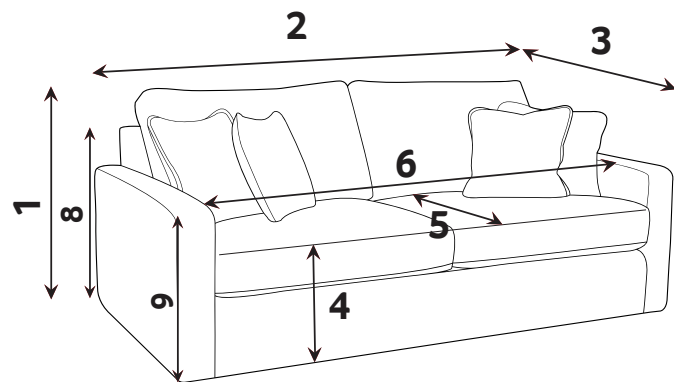
* Reversible Ultimateflex seat cushions.

* Elasticated back webbing.

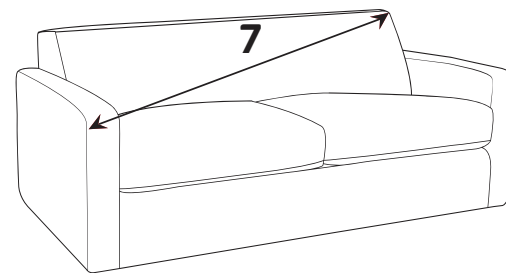
* A choice of Black, Gold, Chrome Metal Foot or Walnut or Beech Wood Foot.

* Feather filled scatters included. 

DIMENSION GUIDE



Check the diagonal access dimension to ensure furniture will fit in your home.



- 1 - HEIGHT
- 3 - DEPTH
- 5 - SEAT DEPTH (STD & PILLOW)
- 7 - DIAGONAL ACCESS
- 2 - WIDTH
- 4 - SEAT HEIGHT
- 6 - SEAT WIDTH
- 8 - OUTBACK HEIGHT
- 9 - ARM HEIGHT

Illustrations used for reference only.

Ultimate-Flex

A high loft, high density foam inner seat interior surrounded by a dacron wrap that provides both comfort and support.

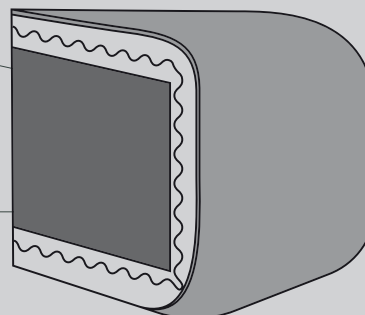
CARE GUIDE

Ultimate-Flex seat cushions should be plumped up on a regular basis to help maintain the aesthetic appeal of your upholstery, the plumping of cushions is essential to help retain the comfort and softness of any piece of upholstered furniture.

Ultimate-Flex seat cushions are fully reversible therefore to improve the longevity of your hand-made furniture, we recommend flipping cushions often.

For further information on maintaining your furniture please refer to the care guide located under the seat platform.

Dacron Wrap
High Density Foam



Black Gold Chrome Walnut Beech



FOOT OPTIONS:

Please note : All dimension are approximate. Allow tolerance of +/- 2.5cm.

Wood is a natural product and will vary in shade/colour from item to item. Feet may require fitting.



01/02/2023



Cover 1:
Milo Ivory

Cover 2:
Berlin Mink

Cover 3:
Jester Natural

Cover 4:
Duke Cedar

Walnut Feet

Wyatt Collection

Extra Flex[®]
Soft, Supportive Seating

Colours represented are to be used as a guide only.
Please refer to manufacturers swatch for a more accurate colour match.

Please note that colour shadings can vary slightly from each roll of fabric.
We cannot guarantee a precise match to these samples or between cut lengths and upholstered goods.

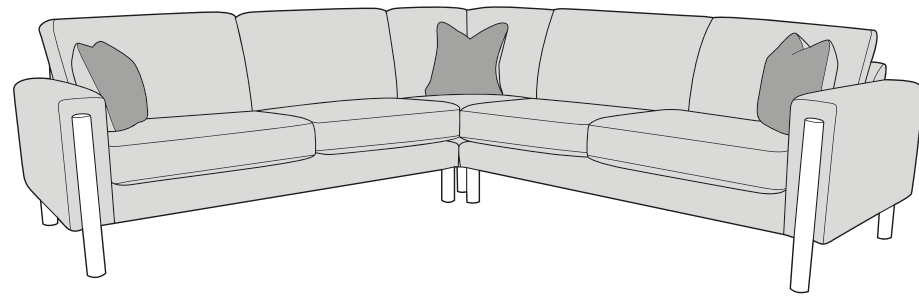
13/01/2023

WYATT COVER GUIDE - STANDARD BACK


Please use this guide when ordering the following pieces to clarify cover options.

STANDARD BACK

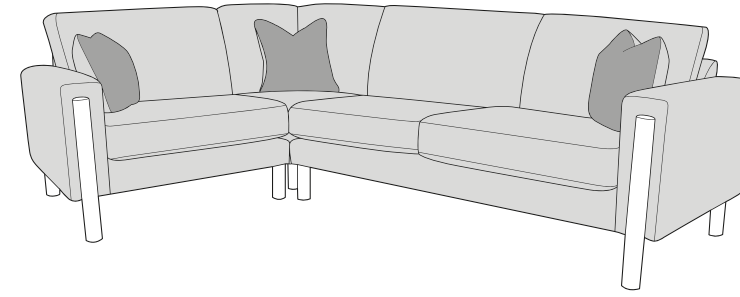
Corner Group: LH2, COR, RH2




Corner Group: LH2, COR, RH1



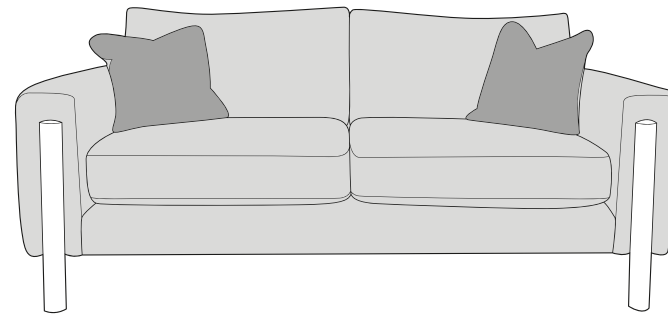
Corner Group: LH1, COR, RH2



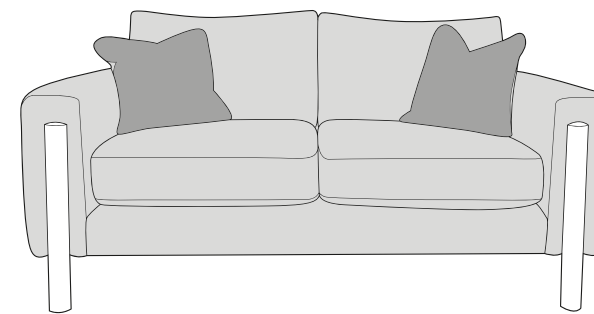
Corner Group: LH1, COR, RH1




3 Seater Sofa (3ST)



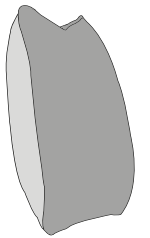
2 Seater Sofa (2ST)



Armchair (1ST)



Standard Back Scatter Cushions



Front = Cover 2
Back = Cover 1



APPROVED MEMBER

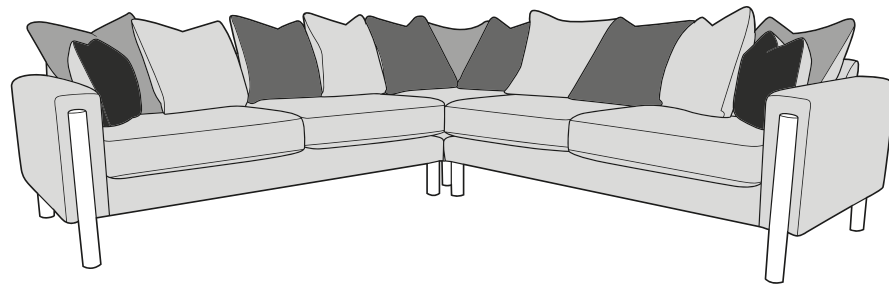


WYATT COVER GUIDE - PILLOW BACK

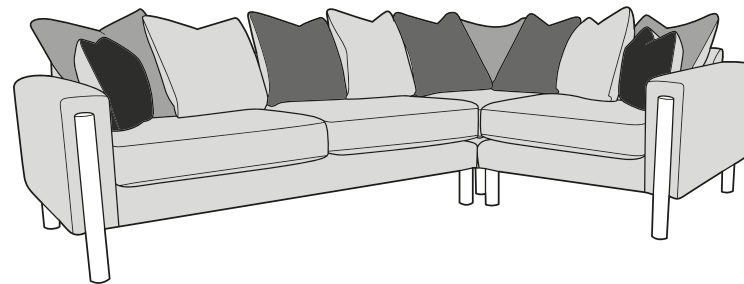
Please use this guide when ordering the following pieces to clarify cover options.

PILLOW BACK


Corner Group: LH2, COR, RH2



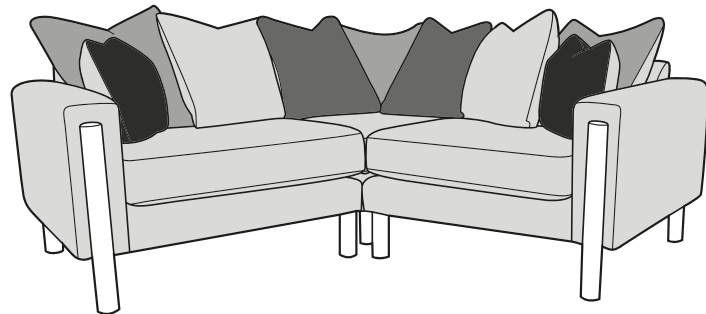
Corner Group: LH2, COR, RH1




Corner Group: LH1, COR, RH2



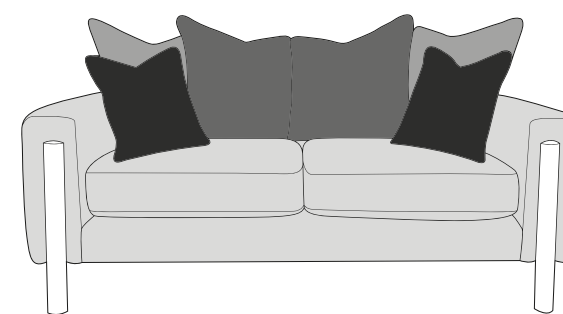
Corner Group: LH1, COR, RH1



3 Seater Sofa (3ST)

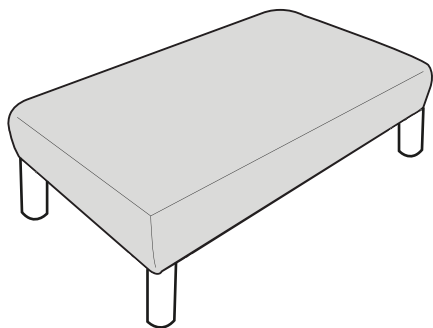



2 Seater Sofa (2ST)



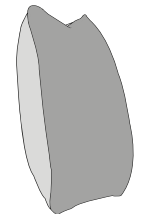
SUGGESTED ACCENT PIECES

Wyatt Footstool (FST)



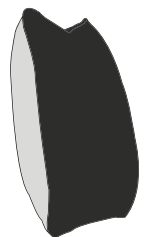
-  **COVER 1**
(BODY)
-  **COVER 2**
(PILLOW)
-  **COVER 3**
(PILLOW)
-  **COVER 4**
(SCATTER)

Pillow Back Cushions



Front = Cover 2
Back = Cover 1

Pillow Back Scatter Cushions



Front = Cover 4
Back = Cover 1



WYATT DIMENSIONS (CM)



AVAILABLE PIECES	HEIGHT 1	WIDTH 2	DEPTH 3	SEAT HEIGHT 4	SEAT DEPTH (STD) 5	SEAT DEPTH (PIL) 5	SEAT WIDTH 6	ACCESS DIAGONAL 7	OUTBACK HEIGHT 8	ARM HEIGHT 9	WEIGHT (KG)	PILLOW BACK NUMBER	SCATTER CUSHIONS
LH2, COR, RH2 CORNER GROUP	97	279	279	50	59	52	N/A	N/A	72	66	133	11 (x4 cover 1/x3 cover 2/x4 cover 3)	2 (PIL Back) 3 (STD Back)
LH2, COR, RH1 CORNER GROUP or LH1, COR, RH2 CORNER GROUP	97	279	193	50	59	52	N/A	N/A	72	66	114.5	9 (x3 cover 1/ x3 cover 2/x3 cover 3)	2 (PIL Back) 3 (STD Back)
LH1, COR, RH1 CORNER GROUP	97	193	193	50	59	52	N/A	N/A	72	66	93	7 (x2 cover 1/ x3 cover 2/ x2 cover 3)	2 (PIL Back) 3 (STD Back)
LH2/RH2 UNIT	97	182	97	50	59	52	165	202	72	66	51.5	4 (x2 cover 1/x1 cover 2/x1 cover 3)	1
LH1/RH1 UNIT	97	96	97	50	59	52	79	137	72	66	33	2 (x1 cover 1/x1 cover 3)	1
CORNER UNIT (COR)	97	97	97	50	59	52	N/A	128	72	66	30	3 (x1 cover 2/x2 cover 3)	1 (STD Back)
3 SEATER SOFA (3ST)	97	197	97	50	59	52	154	220	72	66	58	5 (x2 cover 1/ x2 cover 1/x1 cover 3)	2
2 SEATER SOFA (2ST)	97	169	97	50	59	52	132	192	72	66	50	4 (x2 cover 2/x2 cover 3)	2
ARMCHAIR (1ST)	97	96	97	50	59	52	59	133	72	66	36.5	N/A	1
ACCENT PIECES													
WYATT FOOTSTOOL (FST)	33	102	62	N/A	N/A	N/A	N/A	N/A	N/A	N/A	14.5	N/A	N/A

* Hardwood & composite board frame.

* Dowelled, screwed, glued & stapled joinery.

* Black, Walnut, Mid Oak & Grey Ash foot options.

* ExtraFlex high comfort seat cushions.

* Available with standard & pillow back option.

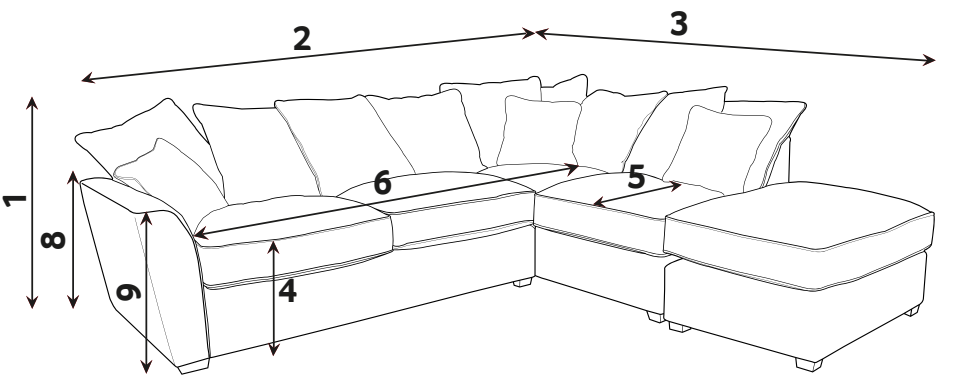
* Feather filled scatters included. 

* Fibre filled backs for added comfort.

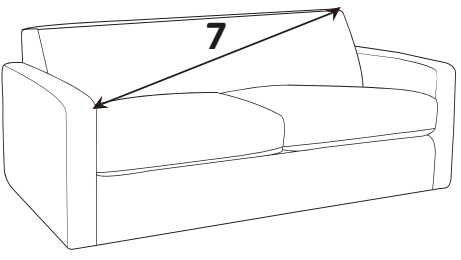
* Serpentine seat springs & silent wire.

* Elasticated back webbing.

DIMENSION GUIDE



Check the diagonal access dimension to ensure furniture will fit in your home.



- 1 - HEIGHT
- 2 - WIDTH
- 3 - DEPTH
- 4 - SEAT HEIGHT
- 5 - SEAT DEPTH (STD & PILLOW)
- 6 - SEAT WIDTH
- 7 - DIAGONAL ACCESS
- 8 - OUTBACK HEIGHT
- 9 - ARM HEIGHT

Illustrations used for reference only.

Please note : All dimension are approximate. Allow tolerance of +/- 2.5cm.

Extra Flex®

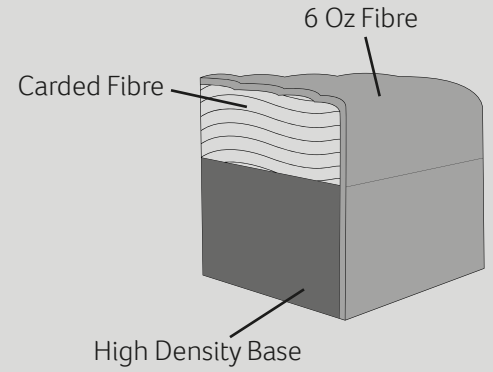
A high density foam base seat interior with a hand-rolled carded fibre, channelled topper which provides both softness and support.

CARE GUIDE

Extraflex seat cushions should be plumped up on a regular basis to help maintain the aesthetic appeal of your upholstery, the plumping of cushions is essential to help retain the comfort and softness of any piece of upholstered furniture.

To improve the longevity of your hand-made furniture, we recommend rotating cushions (where applicable).

For further information on maintaining your furniture please refer to the care guide located under the seat platform.



FOOT OPTIONS:



Wood is a natural product and will vary in shade/colour from item to item. Feet may require fitting.

