

Vet

PURRSPECTIVES

AUGUST

20
25

FOCUS ON JOURNALS

What's New, What's Proven,
What Matters - Straight from
the Journals

SMALL ANIMAL CARDIOLOGY COURSE

Calling all Vet Nurses and
Technicians!



veteducation
www.veteducation.com



Table of Contents

1	13
ZOOMIES' MOMENTS	YOUR LIBRARY UPDATES
2	14
DIRECTOR'S NOTE	WHAT'S POPULAR IN YOUR LIBRARY?
3	15
MISSED IT LIVE?	LECTURE SPOTLIGHT
6	16
AUG-SEP CALENDAR	VET TALK SPOTLIGHT
7	17
UPCOMING WEBINARS AND COURSES	BRAIN TEASER: CROSSWORD
9	18
ON-DEMAND COURSES	BEYOND THE SCRUBS
11	19
STAR PATIENT SPOTLIGHT	HIDDEN GEMS



Zoomies' Moments

From Zoomies: The Online Vet Conference 2025



Thank you to the entire VetEducation team for organising yet another brilliant online conference.

Claire

This was a very excellent conference! I loved the charity trivia night too.

Annie

My favourite time of the year! I really look forward to this lecture series - maybe I need to get out more - thank you, team VetEd :)

Dierdre

Thank you for an amazing conference. We have played several of the daytime lectures in the clinic, blocking off vets and nurses for the hour to all be present


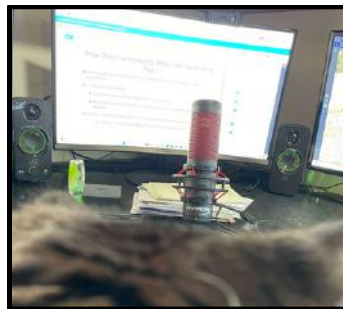
Leanne

Thank you for a fantastic conference VetEd! I found the lectures so interesting and practical, and just what I needed before heading back to work after mat leave :)

Emily

Brilliant conference! Thanks a million, Phil and the VetEducation team.

Sumithra



Director's Note

What a season it has been since our last edition!

Our Zoomies: The VetEducation Online Vet Conference 2025 (July 14-24) took off this year and when I say took off, I mean it blasted off like a rocket ship bound for the stars. With a brand-new name to capture the energy of the event, Zoomies truly lived up to its title. It's always a special time of year for us, one that feels a little celebratory, almost like a physical conference. For two weeks, the same familiar faces logged in each day, and it felt like a gathering of old friends. There was chatter before the lectures, conversations after, and a genuine sense of community woven in between the learning.

The program was inspiring, the speakers outstanding, and the competitions? Well, let's just say veterinarians are very competitive! This year's Soulmates Challenge was a highlight, with over 135 participants getting active, connecting, and adding even more spark to the conference. It reminded us that learning together can be joyful, playful, and profoundly community-driven.

After all that excitement, August has been a quieter month - a time for reflection, review, and recharging. It's been an important pause for us to consider what worked brilliantly, where we can improve, and how we can keep serving you with the very best educational experiences.

And the good news? If you missed Zoomies or if you'd simply like to revisit your favourite sessions, every lecture is now available in your Webinar Library. Members, you can log in anytime and dive straight into the fabulous content. If you're not yet a member, now is the perfect time to join and unlock a world of CPD at your fingertips.

Looking ahead, September will see the launch of our Focus on Journals series, bringing you fresh and practical knowledge from paper reviewed papers to keep your clinical skills sharp. October will welcome our Online Vet Nurse Conference 2025, a program we're especially excited about. And because I can't help but tease just a little, we also have a fabulous announcement coming soon, one that we can't wait to share with you [*Hint - It has something to do with a new addition to your CPD Library].

As always, thank you for being part of this journey with us. Your energy, curiosity, and spirit are what make VetEducation so much more than an education provider. It's a community. And it's a joy to share this adventure with you.

Charisma Judge

**Warm regards,
Dr Charisma Judge
Director, VetEducation**



MISSED IT LIVE?

No Worries - Catch the Action Now!

DOES THIS CAT HAVE BRONCHIOLITIS? IMPROVING YOUR IMAGING SKILLS IN A CHALLENGING DISEASE IN CATS

WITH DR LORRIE GASCHEN

Improve your skills in interpreting feline lower airway radiographs - from normal lungs to bronchial and bronchiolar disease. See how allergic, infectious, and aspiration pathologies differ with real case examples, CT comparisons, and literature updates.

Watch Now



- ✓ RACE Approved
- ✓ 1 Structured CPD Point

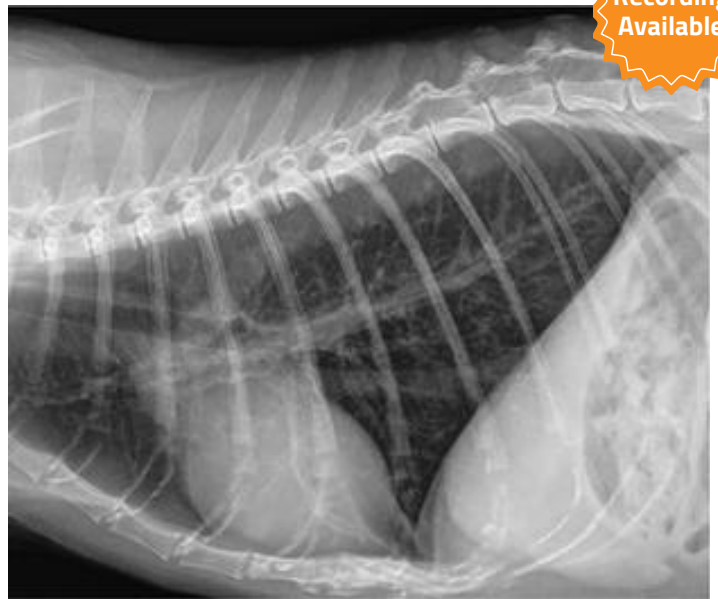


Image: Dr Lorrie Gaschen

Recording Available

LYMPH NODE CYTOLOGY FOR GENERAL PRACTITIONERS

WITH DR KATE BAKER

Aspirating lymph nodes may be routine, but interpreting what you see is where it gets tricky. This lecture will help you confidently distinguish reactive lymph nodes from large cell lymphoma, recognise key inflammatory patterns and infectious organisms, and know when to recommend further testing. Build your diagnostic confidence and make clearer, faster decisions with your in-house cytology samples.

Watch Now



- ✓ RACE Approved
- ✓ 1 Structured CPD Point

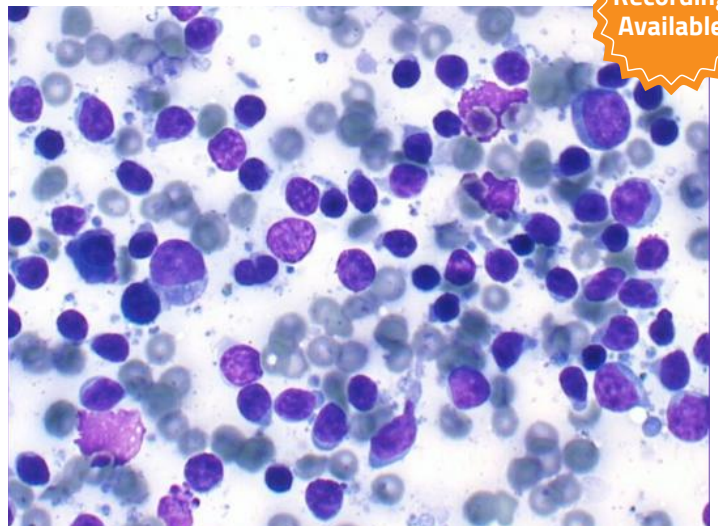


Image: Dr Kate Baker

Recording Available

MISSED IT LIVE?

No Worries - Catch the Action Now!

BROKEN PUPPIES: MANAGEMENT OF FRACTURES IN GROWING ANIMALS

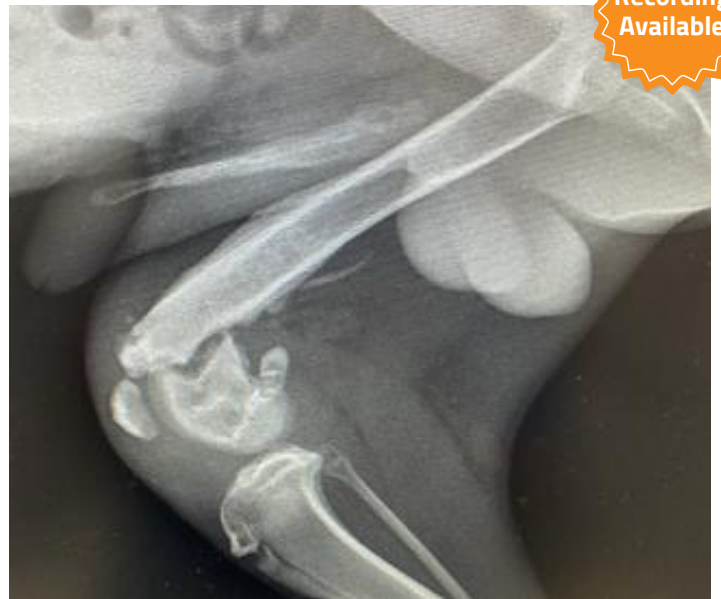
WITH DR CHRIS TAN

This session dives into the most frequently encountered fractures in growing animals - how they happen, how to diagnose them, and treatment options to consider. You'll also see how these injuries differ from adult fractures - and why understanding the unique healing process in young patients is key to better outcomes.

Watch Now



- ✓ RACE Approved
- ✓ 1 Structured CPD Point



**Recording
Available**

Image: Dr Chris Tan

UPDATE ON FELINE DIABETES MELLITUS

WITH DR DANIÈLLE GUNN-MOORE

Whether you're brushing up or catching up, this lecture breaks down the latest in feline diabetes care - diagnosis, treatment, and what actually works for owners at home. From insulin to the newest SGLT-2 inhibitors (yes, we're talking Senvelgo™ and Bexacat™), this is practical, up-to-date guidance you can use right now.

Watch Now



- ✓ RACE Approved
- ✓ 1 Structured CPD Point



**Recording
Available**

Look What Just Happened in Small Animal Cardiology!

veteducation How to Diagnose ATRIAL FLUTTER in the Dog and Cat

Atrial flutter is a tachycardia originating in the right atrium. It occurs in association with severe heart disease, and a range of other conditions, including trauma, shock, sepsis, electrolyte disorders, neoplasia and cardiotoxic medications and toxins.

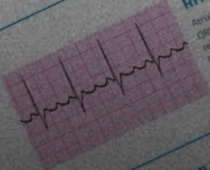
1 RAPID HEART RATE

Atrial flutter is a tachycardia, meaning the heart rate will be rapid - usually above 180 depolarisations per minute.



2 REGULAR HEART RHYTHM

Atrial flutter is characterised by normal QRS complexes, usually occurring at a regular rate - meaning the distance between each R wave is usually the same between each set of 2 ECG complexes.




3 SAW-TOOTH P-WAVE PATTERN

In atrial flutter the atrium is depolarising between 200-350 times per minute - and this rapid rate makes it difficult to see the P waves along the baseline of the ECG tracing.



4 QRS COMPLEXES LOOK NORMAL

The QRS complexes generally look normal, but all of the narrow QRS complexes usually have a similar appearance. The QRS complexes are usually narrow, and the QRS complexes are usually narrow.



5 HOW DO I TREAT ATRIAL FLUTTER?

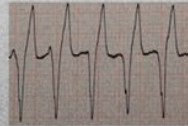
There are a number of ways to treat atrial flutter, including antiarrhythmic drugs, beta-blockers, calcium channel blockers, and digoxin. The choice of treatment depends on the underlying cause of the arrhythmia and the patient's overall health.

veteducation How to Diagnose VENTRICULAR TACHYCARDIA in the Dog and Cat

Ventricular tachycardia is a common arrhythmia in dogs and cats, and can be associated with heart disease, and a range of other conditions, including trauma, shock, sepsis, electrolyte disorders, neoplasia and cardiotoxic medications and toxins.

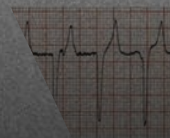
PID HEART RATE

Tachycardia is a tachycardia, meaning the heart rate will be rapid - usually above 180 depolarisations per minute.



2 REGULAR HEART RHYTHM

Ventricular tachycardia is characterised by abnormal QRS complexes, but usually occurring at a regular rate - meaning the distance between each R wave is usually the same between each 2 ECG complexes.



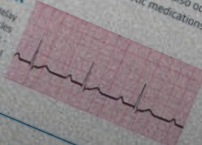
3 LOOK

veteducation How to Diagnose ATRIO-VENTRICULAR BLOCKS in the Dog and Cat

Atrio-ventricular blocks are brady-arrhythmias in which there is interference with the conduction of atrial depolarisation to the ventricles. The QRS complexes are usually normal (except in some cases of 3rd-degree AV block). These occur in association with severe heart disease, but can also occur with electrolyte imbalances, or some cardiac or anaesthetic medications.

1 1ST-DEGREE AV BLOCK

It is characterised by a delay between the atria and ventricles, resulting in a prolonged P-R interval.



2 2ND-DEGREE AV BLOCK

There are 3 broad types of 2nd-degree AV block. Type 1 2nd-degree AV block is characterised by a slowly increasing P-R interval until a P wave occurs without a QRS complex following it.



3 3RD-DEGREE AV BLOCK

It is characterised by a complete dissociation between the P waves and the QRS complexes. The P waves and QRS complexes are independent of each other.



Making Life Easy with ECG Arrhythmia Infographics

[Click Here to Find Out More](#)

Upcoming Webinars and Courses

2025

August

Sunday	Monday	Tuesday	Wednesday	Thursday	Friday	Saturday
					1	2
3	4	5	6	7	8	9
10	11	12	13	14	15	16
VET NURSE COURSE TUTORIAL SMALL ANIMAL CARDIOLOGY						
17	18	19	20	21	22	23
VET NURSE COURSE TUTORIAL SMALL ANIMAL CARDIOLOGY						
24	25	26	27	28	29	30
VET NURSE COURSE TUTORIAL SMALL ANIMAL CARDIOLOGY						
31						

2025

September

Sunday	Monday	Tuesday	Wednesday	Thursday	Friday	Saturday
	1	2	3	4	5	6
VET NURSE COURSE TUTORIAL SMALL ANIMAL CARDIOLOGY						
7	8	9	10	11	12	13
VET COURSE TUTORIAL UPDATES IN MANAGEMENT OF ENVENOMATION						
			FREE WEBINAR VET NURSE FOCUS: ETHICAL CHALLENGES			
14	15	16	17	18	19	20
VET COURSE TUTORIAL UPDATES IN MANAGEMENT OF ENVENOMATION						
21	22	23	24	25	26	27
28	29	30	October 1			
		FOCUS SERIES FOCUS ON JOURNALS	FOCUS SERIES FOCUS ON JOURNALS			

SMALL ANIMAL CARDIOLOGY FOR VETERINARY NURSES AND TECHNICIANS

Accepting Late Registrations Now!

This 4-week course offers veterinary nurses and technicians an in-depth understanding of cardiac diseases in dogs and cats. Topics include ECG interpretation, thoracic radiography, and patient monitoring, with practical insights into heart medications and emergency care.

Week 1

The Heart Diseases – What They Are, What They Cause, and Who They Affect

Week 2

Thoracic Radiography, Radiology and Ultrasound!

Week 3

ECGs!

Week 4

Treatment and Monitoring of Heart Disease

Enrol Now



UPDATES IN MANAGEMENT OF ENVENOMATIONS IN DOGS AND CATS (AUSTRALIA)

This exciting 2-week course will present the latest in the diagnosis and clinical management of dogs and cats envenomed or poisoned by venomous and toxic animals in Australia.

- Starts September 8, 2025
- Ideal for Veterinarians
- 4-Week Course
- 20 Structured CPD Points


Week 1


Update in the Management of Snake Envenomation

Week 2

Updates in Management of Tick Paralysis, Toad Toxicity and Tetrodotoxin

Enrol Now





● FOCUS ON JOURNALS

DR PHILIP JUDGE
DR JULIAN LUNN

✓ 2 Structured CPD Points

30 Sep - 1 Oct 2025 | 19:30 AEST

Join us for the Focus on Journals lecture series, where we break down the latest veterinary research into clear, practical takeaways you can use in practice right away. Each session explores key findings from recent publications, helping you stay current, make evidence-based decisions, and feel confident applying new insights to patient care.



Register Now



UPDATES IN RESPIRATORY EMERGENCIES

This exciting 2-week course will present the latest in the diagnosis and clinical management of dogs and cats envenomed or poisoned by venomous and toxic animals in Australia.

- Starts October 20, 2025
- Ideal for Veterinarians
- 3-Week Course
- 15 Structured CPD Points

Week 1

Stabilising the
Respiratory Emergency
Patient

Week 2

Updates in
Management of Airway
and Lung Disease

Week 3

Updates in the
Management of Pleural
Space Emergencies

Bonus Topic

Updates in Respiratory
Critical Care

Enrol Now



LEARN ANY TIME WITH OUR ON-DEMAND COURSES

Ideal for Veterinarians

Keep up to date with the latest information on
Fluid Therapy, Cardiac Emergencies and Toxicology!



UPDATES IN FLUID THERAPY

- 2 Weeks Access
- RACE Non-Interactive CE
- 8 Structured CPD Points


Enrol Now



UPDATES IN SMALL ANIMAL CARDIAC EMERGENCIES

- 2 Weeks Access
- RACE Non-Interactive CE
- 8 Structured CPD Points

Enrol Now



UPDATES IN SMALL ANIMAL TOXICOLOGY

- 2 Weeks Access
- RACE Non-Interactive CE
- 8 Structured CPD Points

Enrol Now



LEARN ANY TIME WITH OUR ON-DEMAND COURSES

Ideal for Vet Nurses and Technicians

Keep up to date with the latest information on
Anaesthesia, Emergency Medicine, Neonatal Emergencies and Nutrition in Critical Patients!



ANAESTHESIA I: ESSENTIALS OF VETERINARY ANAESTHESIA

- 4 Weeks Access
- RACE Non-Interactive CE
- 20 Structured CPD Points

Enrol Now



ESSENTIALS OF EMERGENCY MEDICINE IN SMALL ANIMAL PRACTICE

- 4 Weeks Access
- RACE Non-Interactive CE
- 20 Structured CPD Points

Enrol Now



NEONATAL EMERGENCIES

- 5-Month Access
- RACE Non-Interactive CE
- 6 Structured CPD Points

Enrol Now



NUTRITION OF THE CRITICAL PATIENT

- 5-Month Access
- RACE Non-Interactive CE
- 6 Structured CPD Points

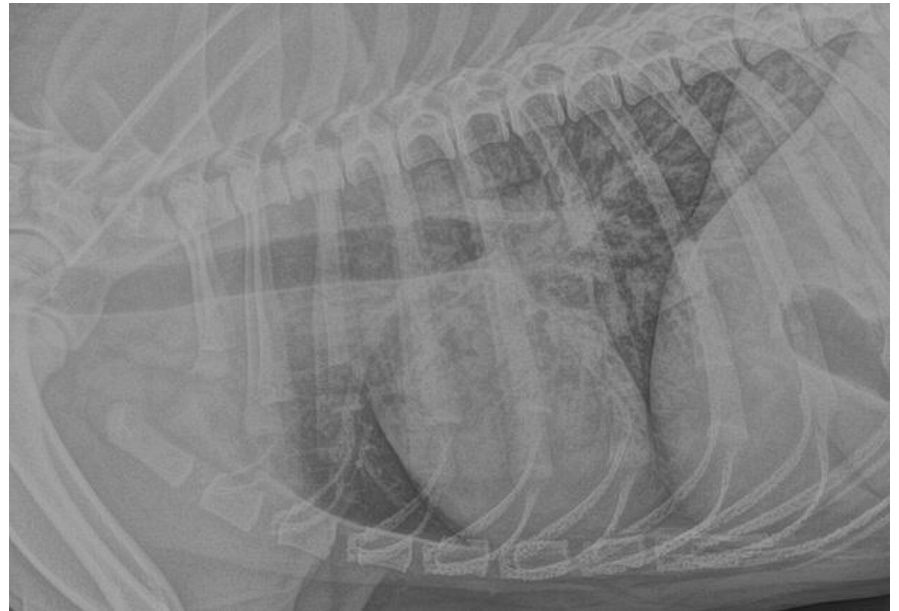
Enrol Now



Star Patient Spotlight

Bleeding Mystery: A Ratty Twist for Barney

BY DR PHILIP JUDGE



Radiographs: lateral and VD radiographs of the chest. Note the interstitial and alveolar pattern present, and the lobar distribution on the left lung fields. It's likely this distribution was related to haemorrhage in the dependent lung field when the dog was in lateral recumbency.

Signalment

Barney was a 4-year-old male neutered Border Collie dog

History and Presentation

Barney was presented with an acute history of haematemesis and coughing. He had been otherwise normal until the morning of presentation to the hospital. On examination, he exhibited a moist cough, and he had moist rales and crackles over the right lungs when auscultated. He appeared alert - but his owners reported he was quieter than normal.

Diagnostic Findings

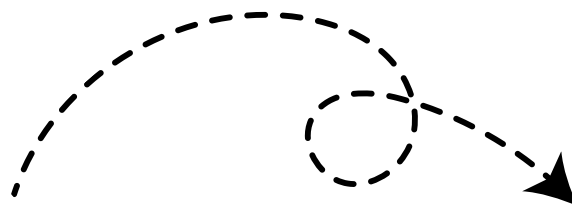
Initial haematology revealed a normal packed cell volume (PCV) and total protein (TP), but markedly prolonged blood clotting times, suggestive of a coagulopathy. A TFAST revealed numerous B-lines over all right lung fields, but a normal lung pattern on the left lung fields. Thoracic radiographs demonstrated a lobar pattern of increased alveolar and interstitial densities on the right middle lung lobe. These changes were considered most consistent with either aspiration pneumonia or pulmonary haemorrhage. Given his coagulopathy, pulmonary haemorrhage was considered the most likely differential for his respiratory signs.

Treatment and Outcome

Barney received one unit of fresh frozen plasma to replace clotting factors. Further history and confirmatory testing led to a presumptive diagnosis of anticoagulant rodenticide (rat bait) toxicity. Following treatment and supportive care, Barney's condition improved rapidly. 18 hrs following admission, his clotting times were normal, and he was discharged 24 with vitamin K1 for 6 weeks, and instructions to keep him relatively confined with rest for several days, owing to his intra-pulmonary bleed.

Discussion

This case highlights the importance of considering coagulopathy as a differential diagnosis in dogs presenting with haematemesis and respiratory symptoms. In this instance, prompt recognition, imaging, and coagulation testing enabled rapid initiation of appropriate therapy. Anticoagulant rodenticide toxicity remains a common and potentially life-threatening condition in small animal practice, with a favourable prognosis when diagnosed early and treated promptly.



GOT A STAR PATIENT?

Submit your story, and your patient could be featured in the next issue of **Vet Purrpectives!**

- Tell us about your Star Patient – what made their case special?
- What was the challenge, and how did you and your team help them?
- Any lessons learned or memorable moments from their journey?



Your Library Updates

You Asked, We Delivered!

The screenshot shows the top navigation bar of the VetEducation website. The 'Scientia' menu item is circled in red. Below the navigation bar are four featured content cards: 'Watched For You', 'Vet Synapse', 'Latest Blogs', and 'Vet Purrsppectives'. Each card includes a title, a brief description, a representative image, and a 'Start Learning' button with a right-pointing arrow.

DISCOVER SCIENTIA

Scientia is your gateway to staying current with veterinary science — all in one place. Dive into Watched For You for quick, easy-to-digest video lecture reviews, tune into Vet Synapse for podcasts linking research and real-world practice, explore Latest Blogs for expert articles and insights, and browse Vet Purrsppectives, our quarterly magazine with updates from VetEducation plus a touch of fun.

HELP US MAKE YOUR WEBINAR LIBRARY EVEN BETTER!

We'd love to hear from you!

Share your feedback about the Member Library and let us know what features or improvements you'd like to see.

Your input helps us shape the best CPD experience for you!

A large, empty grey rectangular area intended for user feedback.

What's Popular in your Library this Month?

TOP 4 LECTURES



ANAPHYLAXIS: PATHOPHYSIOLOGY, DIAGNOSIS, AND TREATMENT

DR CORRIN BOYD

Anaphylaxis is rapid, unpredictable, and life-threatening - but with the right knowledge, it's manageable. This session explores the complex pathophysiology across species, the challenges in diagnosing atypical presentations, and the principles of stabilisation and treatment. You'll come away with a stronger grasp of how to act fast and improve outcomes when every minute counts.



TOO OLD FOR ANAESTHESIA? NEVER! TIPS FOR ANAESTHETIZING GERIATRIC PATIENTS

DR TAMARA GRUBB

Anaesthesia for geriatric dogs and cats can feel risky - but avoiding it may compromise care. This lecture helps you navigate age-related physiological changes, compare risks across life stages, and explore tailored protocols that enhance safety. Whether it's an emergency or a quality-of-life procedure, you'll be better equipped to advocate for your senior patients.



FELINE HEART DISEASE: THE CLOT THICKENS

DR PHILIP JUDGE

Arterial thromboembolism in cats can strike fast and catastrophically - often linked to underlying heart disease, but also seen with conditions like hyperthyroidism, sepsis, and trauma. This lecture walks you through the latest on causes, clinical signs, and treatment of cardiogenic aortic thromboembolism, using up-to-date research to help refine your management of these critical cases.



PAIN MANAGEMENT IN CANINE OSTEOARTHRITIS


DR LEON WARNE

Chronic pain doesn't have to mean chronic suffering. This session dives into the latest evidence and strategies for managing osteoarthritis pain in dogs - from recognising subtle signs to building effective, real-world treatment plans. Learn how multimodal therapy can help restore comfort and mobility in your patients - and confidence in your approach.

Lecture Spotlight

The New Graduate Veterinarian Guide to Brachycephalic Dogs

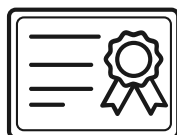
BY DR MELISSA KOZARUK



Step 3
Download Certificate

Step 2
Take the Quiz

Step 1
Watch Video



Vet Talk Spotlight

OUR PODCASTS

Tune In Now!



Dr Phoebe Fear
BVSc

In this episode of Vet synapse, we chat with Dr Phoebe Fear, from Zoetis, about oclacitinib (Apoquel) – an innovative and effective therapy for management of acute pruritis in dogs.

Click the play button to find out more!

ALSO IN OUR PODCAST LIBRARY

[Oxygen Therapy - How Much is Toxic...](#)

[Nutrition in the Critical Patient with Kara Burns](#)



UP TO DATE WITH INDUSTRY

[Phovia with Dr Sooan Choi \(Vetoquinol\)](#)

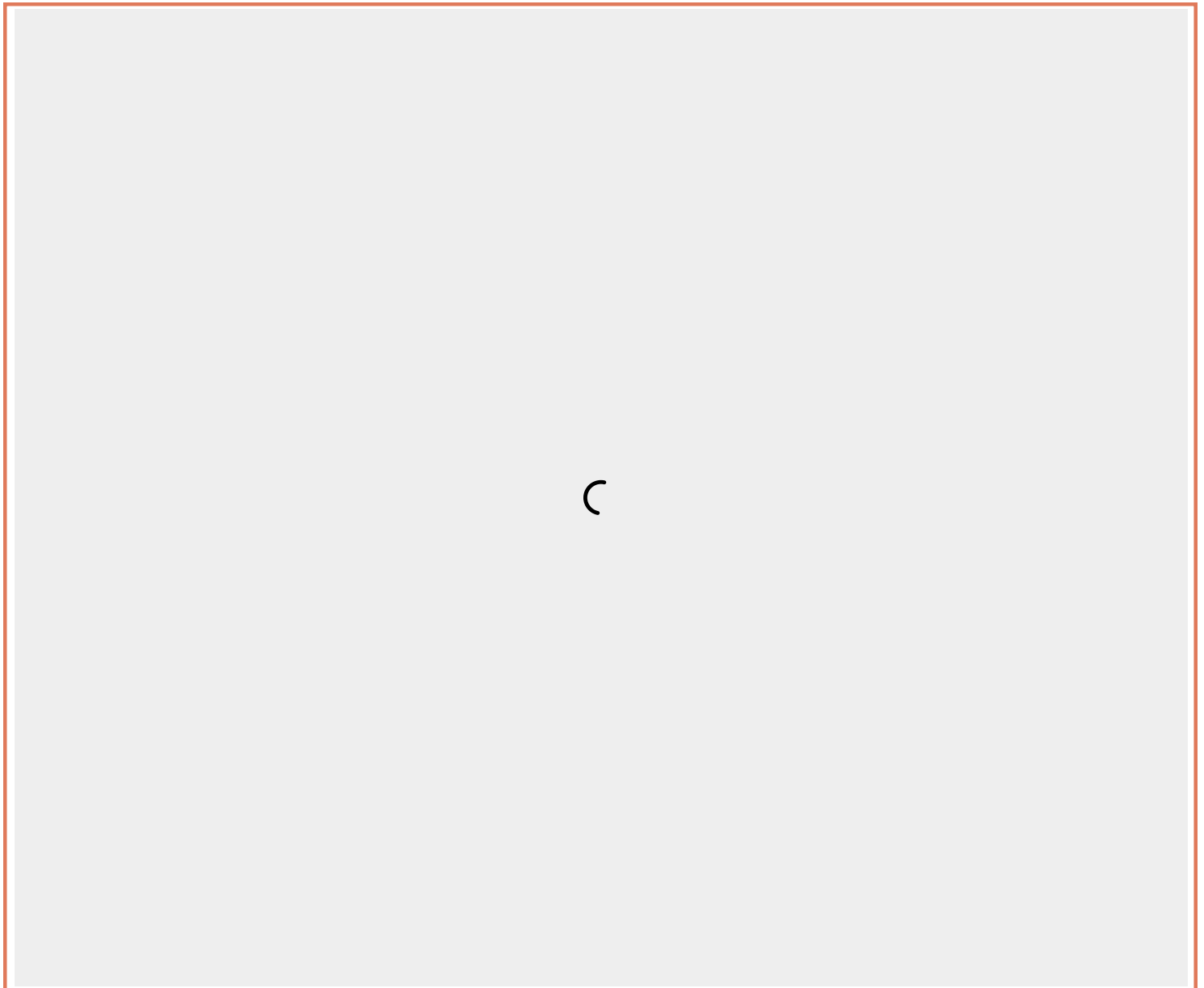
[Hyperadrenocorticism and Zycortal \(Dechra Veterinary Products\)](#)

EXPLORE THE LIBRARY:

[Click Here](#)



Vet Brain Teaser: Crossword Challenge



C

DOUBLE CLICK to interact
SCROLL to view the entire crossword
CLICK ON A BOX and start typing your answer to solve the puzzle

Beyond the Scrubs

WHEN WE ARE NOT AT WORK



Faecal Matter Transplant

By: Dr Philip Judge and Ayesha Judge

AUDIO FILE TO BE INSERTED VIA HEYZINE

Cooking with Charisma - Palak Paneer

READY IN **60 MINUTES** | SERVES **4 PEOPLE**

This edition's recipe celebrates the vibrant, earthy goodness of fresh spinach paired with the creamy, comforting richness of paneer. Dr Charisma Judge takes you on a flavour journey with her Palak Paneer – tender cubes of paneer gently simmered in a velvety spinach sauce, infused with aromatic spices and a hint of gentle heat. It's wholesome, nourishing, and perfect for a cosy dinner or a hearty lunch that warms you from the inside out. Let's get cooking!

Hidden Gems in Your Library



Dr Charisma Judge

Director & Education Program Coordinator

Because every paw print tells a story



let's make it a good one!

AUGUST
20
25



Vet
PURRSPECTIVES