

ALICE IN SWLA



2023-2024

WHO IS STRUGGLING

TO MAKE ENDS MEET



BELOW THE ALICE THRESHOLD

60%

ALLEN PARISH

7,687 HOUSEHOLDS

43%

BEAUREGARD PARISH

13,352 HOUSEHOLDS

48%

CALCASIEU PARISH

71,511 HOUSEHOLDS

38%

CAMERON PARISH

2,216 HOUSEHOLDS

55%

JEFF DAVIS PARISH

11,351 HOUSEHOLDS

THE ALICE THRESHOLD

THE MINIMUM AVERAGE INCOME THAT A HOUSEHOLD NEEDS TO AFFORD THE HOUSEHOLD SURVIVAL BUDGET

HOUSEHOLD SURVIVAL BUDGET

CALCULATES THE COST OF HOUSEHOLD ESSENTIALS FOR EACH PARISH, CITY AND STATE USING

HOUSING, UTILITIES, CHILDCARE, FOOD, TRANSPORTATION, SMARTPHONE PLAN & HEALTHCARE

ASSET LIMITED WHO IS ALICE? INCOME CONSTRAINED EMPLOYED

BELOW THE ALICE THRESHOLD

HOUSEHOLDS BELOW THE ALICE THRESHOLD INCLUDE POVERTY-LEVEL HOUSEHOLDS

ALICE earns above the Federal Poverty Limit (FPL), but their earnings from low-income jobs disqualifies them from receiving private or public assistance.

ALICE are essential workers, as many realized during the pandemic. The two most common jobs in the state of Louisiana are both low-income ALICE jobs, cashiers and retail salespeople.

- Cashiers
- Retail Salespeople
- Childcare Workers
- Waitstaff
- Food Service
- Housekeeping and Janitors
- Healthcare Aides

The **Federal Poverty Limit** is the standard by which Social Security and Medicaid are set.



The Federal Poverty Limit is based on the **Consumer Price Index** and is not adjusted for region or ages of individuals in a house.



The Consumer Price Index is based on the price of 200 categories of goods and services including power boats and landscaping.

The **ALICE Survival Budget** is based on the price of essentials and is adjusted for region, age of members in the house and household type.

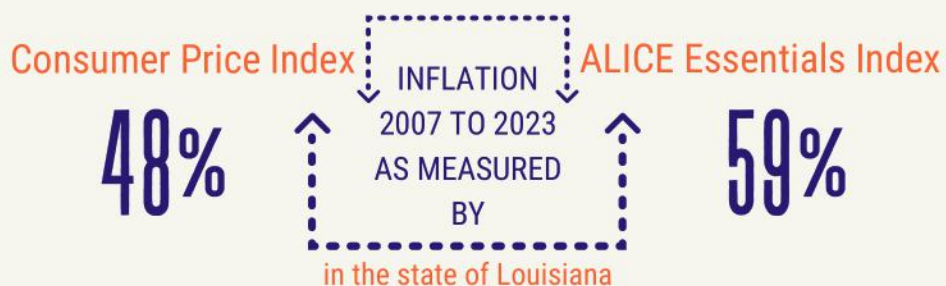


HOUSING, UTILITIES, CHILDCARE, FOOD, TRANSPORTATION, SMARTPHONE PLAN & HEALTHCARE

FEDERAL POVERTY LIMIT VS. ALICE SURVIVAL BUDGET

SINGLE	FAMILY OF FOUR		SINGLE	FAMILY OF FOUR
\$1,073	\$2,208	PER MONTH	\$2,230	\$5,524
\$12,880	\$26,500	PER YEAR	\$26,760	\$66,288
3% INCREASE FROM 2019			11% INCREASE FROM 2019	

The ALICE Survival Budget is a more accurate cost of living than the Federal Poverty Limit.



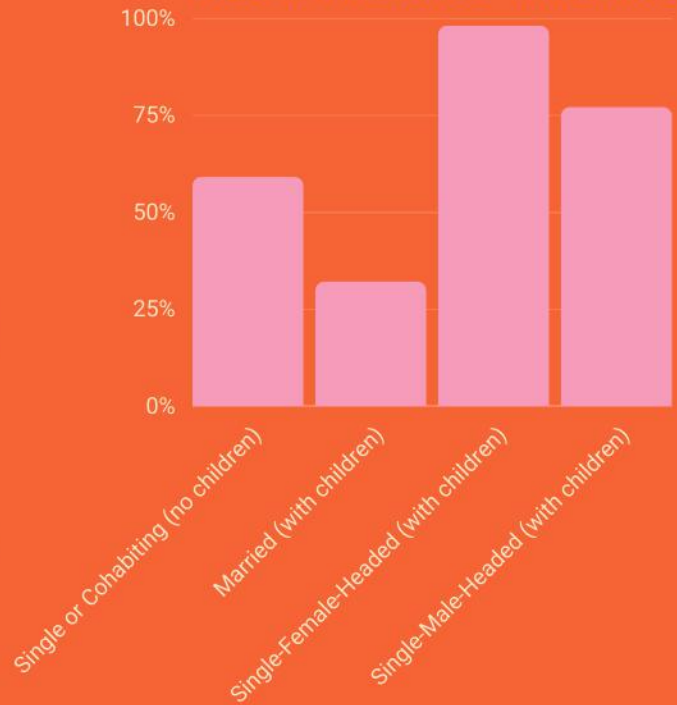
60% BELOW THE ALICE THRESHOLD

ALLEN

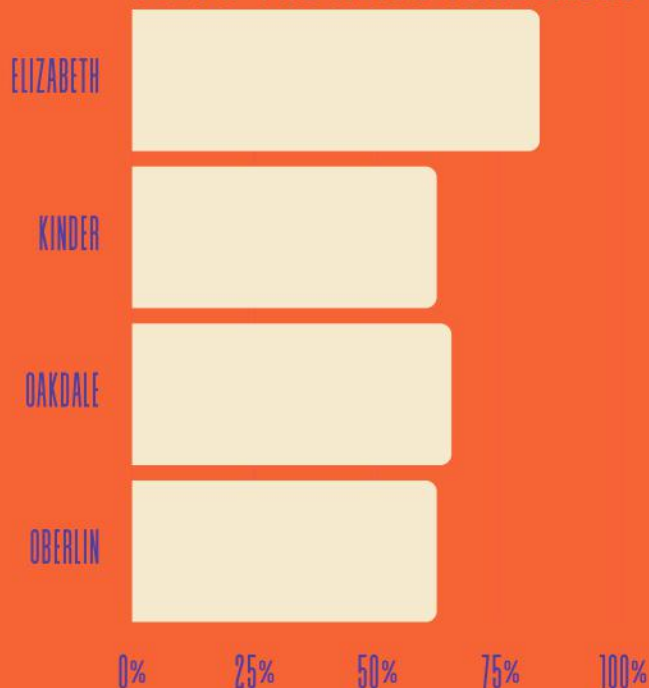
7,687 HOUSEHOLDS
3,070 ARE ALICE

A small portion of adults (16 years and older) in Allen Parish were unemployed and a large number were working in 2021. However, a significant portion of both full and part-time workers are paid by the hour; these workers are more likely to have fluctuations in income and less likely to receive benefits.

BELOW THE ALICE THRESHOLD



BELOW THE ALICE THRESHOLD



40%

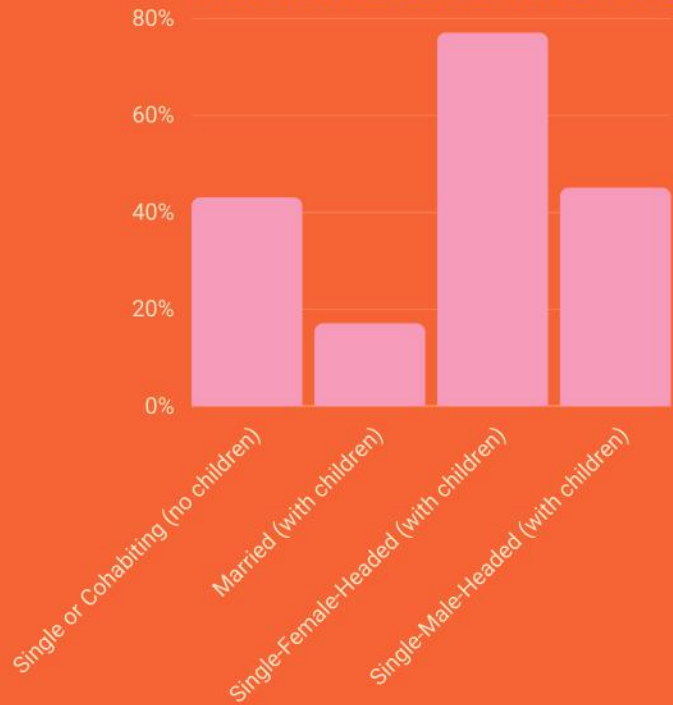
OF ALLEN PARISH IS ALICE
POVERTY GREW
ALICE DECREASED FROM 2019
3% DECREASE IN FAMILIES

43% BELOW THE ALICE THRESHOLD BEAUREGARD

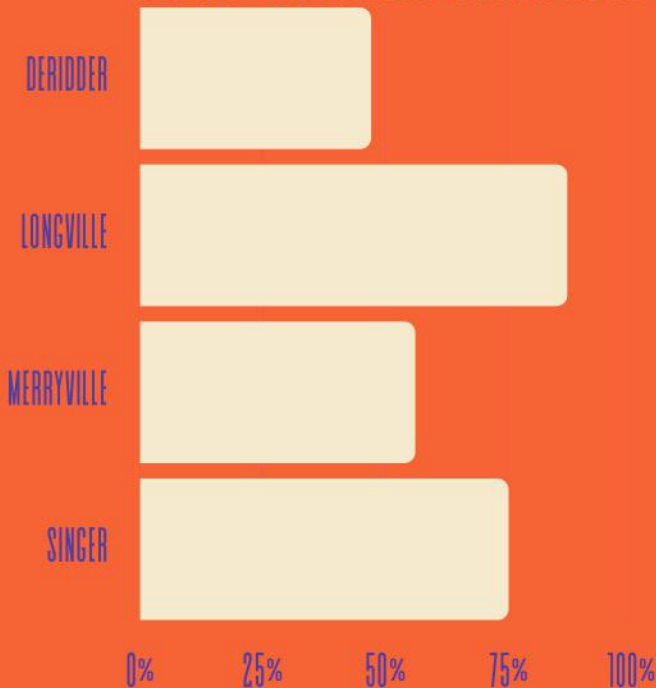
13,352 HOUSEHOLDS
3,752 ARE ALICE

A small portion of adults (16 years and older) in Beauregard Parish were unemployed and a large number were working in 2021. However, a significant portion of both full and part-time workers are paid by the hour; these workers are more likely to have fluctuations in income and less likely to receive benefits.

BELOW THE ALICE THRESHOLD



BELOW THE ALICE THRESHOLD



28%

OF BEAUREGARD PARISH IS ALICE
POVERTY DECREASED
ALICE INCREASED FROM 2019
1% DECREASE IN FAMILIES

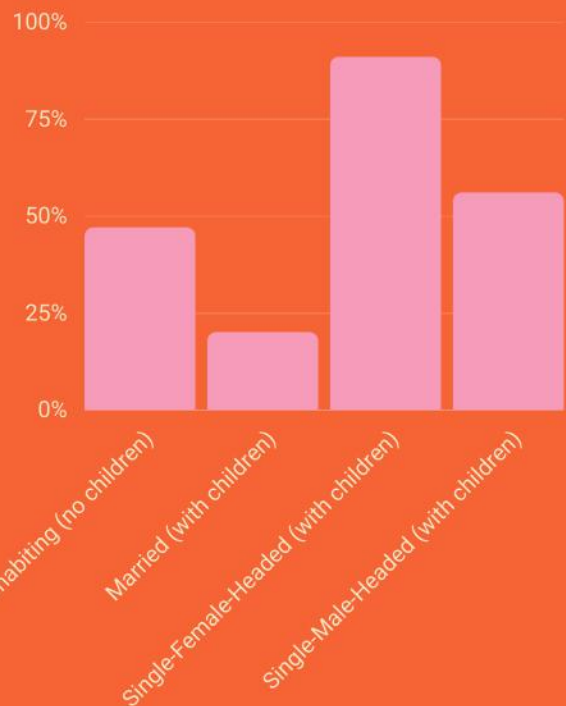
48% BELOW THE ALICE THRESHOLD

CALCASIEU

71,511 HOUSEHOLDS
21,567 ARE ALICE

A small portion of adults (16 years and older) in Calcasieu Parish were unemployed and a large number were working in 2021. However, a significant portion of both full and part-time workers are paid by the hour; these workers are more likely to have fluctuations in income and less likely to receive benefits.

BELOW THE ALICE THRESHOLD



BELOW THE ALICE THRESHOLD



30%

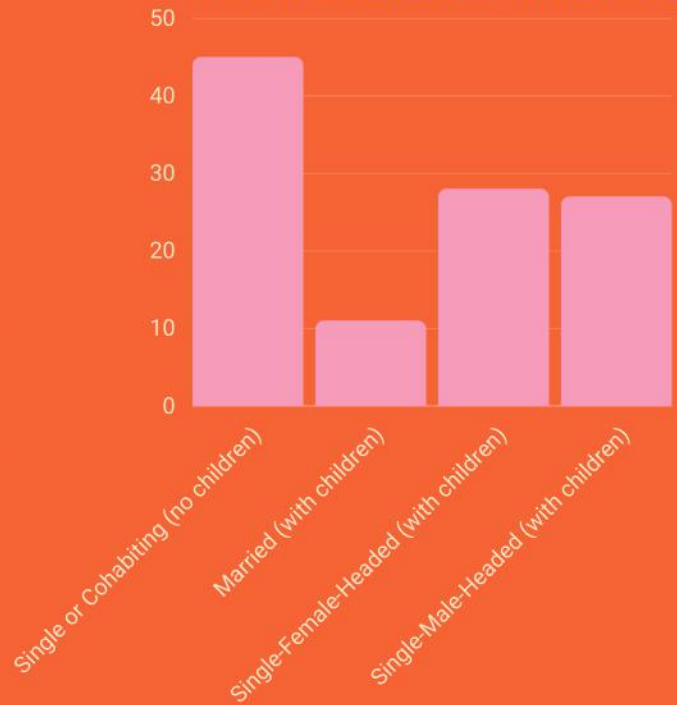
OF CALCASIEU PARISH IS ALICE
POVERTY DECREASED
ALICE IS ALMOST EQUAL FROM 2019
7% DECREASE IN FAMILIES

38% BELOW THE ALICE THRESHOLD CAMERON


2,216 HOUSEHOLDS
702 ARE ALICE

A small portion of adults (16 years and older) in Cameron Parish were unemployed and a large number were working in 2021. However, a significant portion of both full and part-time workers are paid by the hour; these workers are more likely to have fluctuations in income and less likely to receive benefits.

BELOW THE ALICE THRESHOLD



BELOW THE ALICE THRESHOLD



HACKBERRY

32%

OF CAMERON PARISH IS ALICE
POVERTY DECREASED
ALICE DECREASED FROM 2019
19% DECREASE IN FAMILIES

55% BELOW THE ALICE THRESHOLD

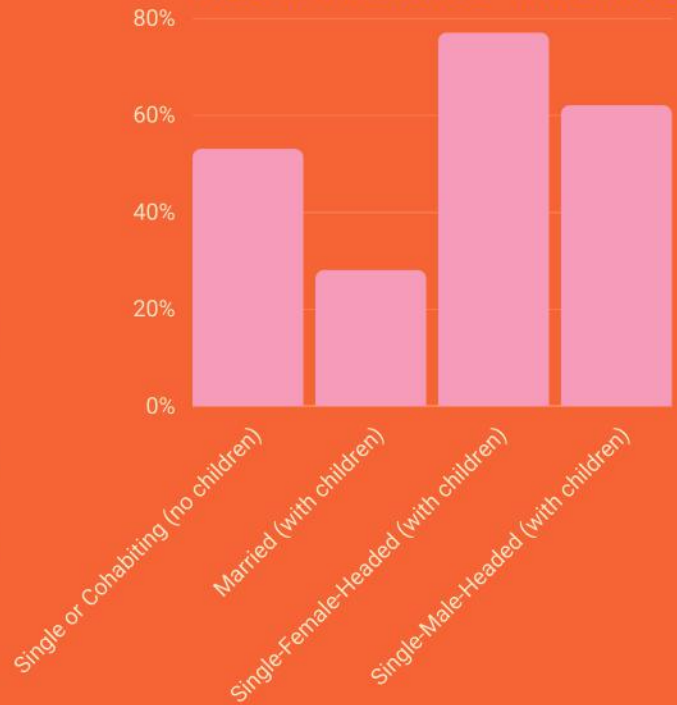
JEFF DAVIS

11,351 HOUSEHOLDS

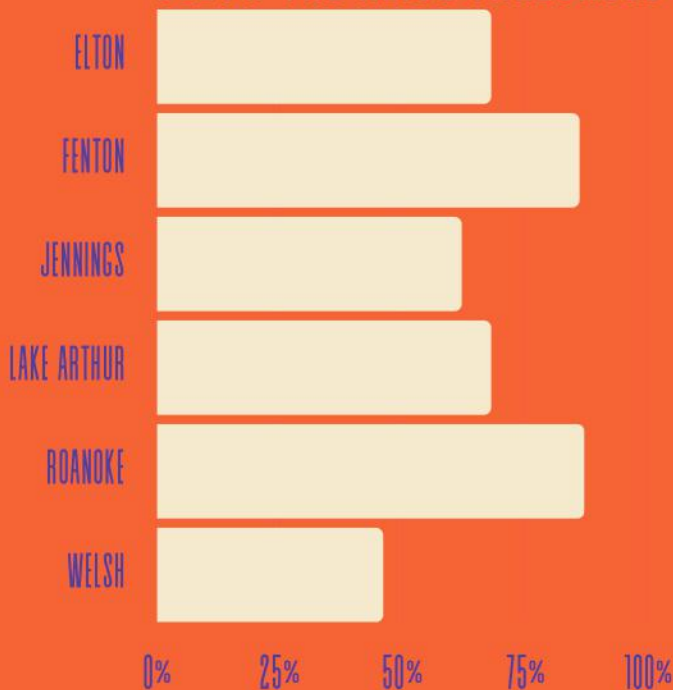
4,255 ARE ALICE

A small portion of adults (16 years and older) in Jefferson Davis Parish were unemployed and a large number were working in 2021. However, a significant portion of both full and part-time workers are paid by the hour; these workers are more likely to have fluctuations in income and less likely to receive benefits.

BELOW THE ALICE THRESHOLD



BELOW THE ALICE THRESHOLD



37%

OF BEAUREGARD PARISH IS ALICE
POVERTY DECREASED
ALICE INCREASED FROM 2019
3% DECREASE IN FAMILIES

ABOUT SWLA

There are 106,117 households in the five parishes that comprise Southwest Louisiana: Allen, Beauregard, Calcasieu, Cameron and Jeff Davis. 35% are ALICE and 15% are living in poverty.

35% ALICE



35%

OF SINGLE HOUSEHOLDS ARE ALICE

Single family households face significant challenges. Without the support and resources of partners or extended family, they struggle to make ends meet. The increasing costs of basic necessities such as rent, food and childcare continue to place barriers in their path toward independence. Access to resources such as childcare assistance can give them opportunities for further education, thus increasing their future income capabilities.

17%

OF FAMILIES WITH CHILDREN ARE ALICE

Families with children continue to have higher rates of food insecurity as pandemic and storm related assistance ends. The increase in rent and transportation costs cuts into their budget for food, childcare and other basic needs. ALICE families report higher rates of mental and physical health issues as they struggle with the increasing bills and staggering wages. Households in predominantly rural areas have a higher rate of hardship due to slow economic rebound.

50%

OF SWLA HOUSEHOLDS ARE NOT MAKING ENDS MEET

50% of the households in Southwest Louisiana struggle to make ends meet, facing financial difficulties in meeting their basic needs and paying their bills each month. United Way of Southwest Louisiana's mission is to supply financial counseling, educational opportunities and other resources to help individuals and families increase income and learn to budget or reduce expenses.

49%

OF SENIOR CITIZENS ARE ALICE

The fixed incomes of many senior citizens create difficulty paying the increasing costs of basic needs. As healthcare costs rise, their limited access to financial resources such as retirement savings or family members able to help, it becomes more difficult to cover their housing, utilities and food. This stress leads to higher rates of illness.

SWLA WAGES

The ALICE Wage Tool allows United Way of Southwest Louisiana the ability to determine the number of workers employed at selected wages.

- 19,985 employees in Lake Charles work for less than \$12 per hour
- 43,270 employees in Lake Charles work for less than \$20 per hour
- 51,848 employees in Lake Charles work for less than \$25 per hour

Over the past decade, the costs of household essentials have gone up, but wages have stagnated. If an ALICE individual or family is not earning enough to afford basic necessities, they are very likely to fall into poverty.

ALICE households do not have emergency savings or the ability to access reliable and affordable financial services or tools during an emergency.

HOURLY PAY NEEDED TO SUPPORT:

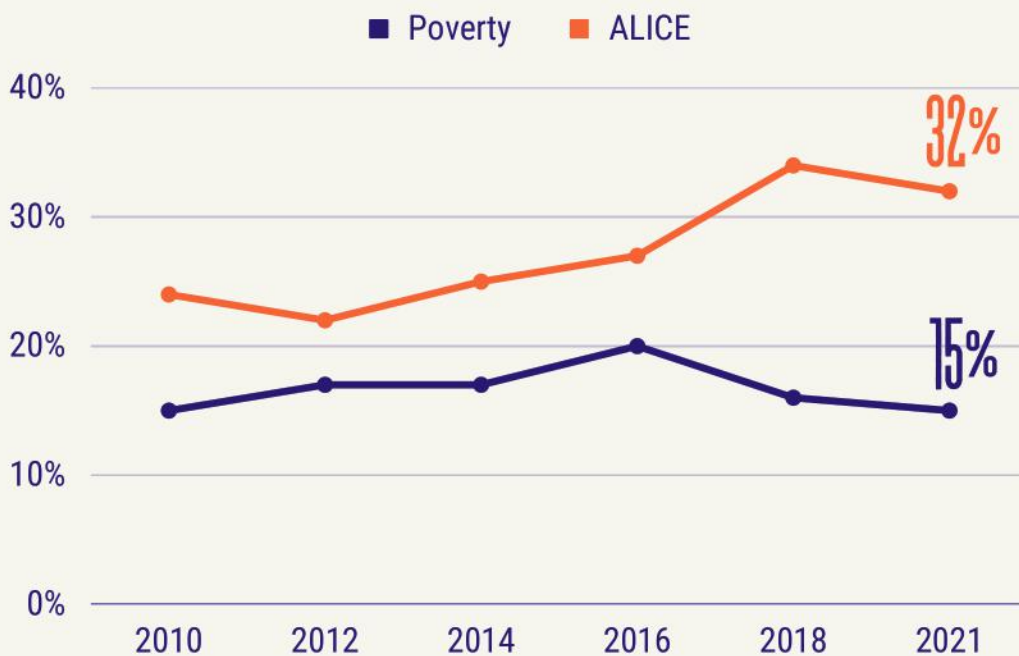
HOURLY PAY FOR MOST COMMON JOBS:

	SINGLE	FAMILY OF 4	HOURLY RATE OF PAY	TOP JOBS AT RATE	NUMBER OF JOBS
ALLEN	\$12.16	\$31.39	Less than \$12 per hour	CASHIER	• 44,473
BEAUREGARD	\$12.79	\$31.35		HOME HEALTH AIDE	• 31,387
CALCASIEU	\$13.03	\$32.62	Less than \$20 per hour	FOOD PREP	• 30,304
CAMERON	\$13.03	\$32.62		RETAIL SALES	• 24,288
JEFF DAVIS	\$12.83	\$31.57	Less than \$25 per hour	JANITOR	• 23,624
				STOCKER	• 22,335
				NURSING ASSISTANT	• 20,901
				SECRETARY	• 17,767
				BOOKKEEPING	• 16,324
				RECEPTIONIST	• 15,412
				SECURITY GUARD	• 14,157
				COOK	• 13,892

ALICE households and households in poverty are forced to make tough choices, such as deciding between quality childcare or paying the rent – choices that have long-term consequences not only for their families, but for all.

SWLA POVERTY & ALICE OVER TIME

Is life improving for those struggling in SWLA?



2%

DECREASE IN ALICE HOUSEHOLDS

1%

DECREASE IN POVERTY HOUSEHOLDS

7%

LOSS OF HOUSEHOLDS IN THE SAME TIME PERIOD

The state of Louisiana experienced a 4% decrease in the total number of rural households, but a 3% increase in urban households.

The unprecedented number of disasters experienced in Southwest Louisiana's recent history caused business closures and further exasperated housing gaps. A loss of 7% in total households was the greatest in the state.

UNITEDWAYSWLA.ORG/ALICE

LEADING
LASTING
CHANGE

