

DENTAL RECORDING SYSTEM

Shadowless Light






The Dental Recording Shadowless Light System is a fully integrated, surgical-grade solution designed for modern dental clinics with a strong focus on implantology, precision surgery, documentation, and teaching. It combines high-intensity shadowless illumination, advanced FHD imaging, real-time recording, live streaming, and optional medical-grade display into a single, space-optimized platform. With multiple installation options and workstation-level functionality, it supports accurate diagnosis, minimally invasive procedures, medico-legal documentation, and academic training.

SUITABLE FOR



- ▲ Implantology and guided implant surgery
- ▲ Periodontal and oral surgery
- ▲ Endodontic and microsurgical procedures
- ▲ Teaching hospitals and dental colleges
- ▲ High-end dental clinics and surgical centers
- ▲ Clinical documentation and medico-legal recording
- ▲ Live training, workshops, and demonstrations

Key Features:


Lighting & Optics:

-  Dual temperature surgical light(5500K / 4500K)
-  High illuminance surgical light up to 160,000 Lux
-  Uniform dentistry-optimized light field

Control & Ergonomics:

-  Optional hands-free foot pedal
-  Multi-functional workstation base



Installation Flexibility

-  Multiple installation configurations (floor, ceiling, wall, chair-mounted)

Imaging & Zoom:

-  Sony starlight-level FHD camera sensor
-  20× optical + 32X digital zoom
-  Auto focus with manual focus lock



Power & Expansion:

-  Integrated power supply (AC + USB)
-  Expandable accessory side rail

Video & Streaming:

-  3G-SDI & HDMI multi-device input
-  RTSP real-time live streaming
-  MP4 recording with external storage

Display & Safety

-  Optional 24" medical-grade FHD monitor
-  IP54 disinfectant-safe surface

DENTAL RECORDING SYSTEM

Shadowless Light

ADVANTAGES & BENEFITS:

- ▲ Enables precise visualization of deep implant sites and fine soft-tissue details
- ▲ Reduces surgical risk through high-intensity, shadow-free illumination
- ▲ Improves ergonomics and reduces eye fatigue during long procedures
- ▲ Ensures uninterrupted surgical focus with manual focus lock and foot control
- ▲ Creates high-quality visual records for medico-legal and academic use
- ▲ Enhances patient trust through real-time visual explanation
- ▲ Supports live teaching, demonstrations, and expert consultations
- ▲ Eliminates dependency on wall power with an integrated mobile power station
- ▲ Optimizes operatory space by combining multiple systems into one platform

Technical Specification	
Light Type	Professional shadowless surgical LED light
Color Temperature	5500K (pure white) / 4500K (warm light)
Illuminance	20,000–100,000 Lux @ 1 m Up to 160,000 Lux @ 0.5 m
Light Field	10–12 cm uniform field @ 65 cm working distance
Handle	Detachable, autoclave-safe
LED Lifespan	> 60,000 hours
Camera Sensor	Sony starlight-level sensor
Optical Zoom	20×
Digital Zoom	32×
Focus Mode	Auto focus with manual focus lock
Recording Resolution	1080P / 4K
Video Interfaces	3G-SDI, HDMI
Streaming Protocol	RTSP
Recording Format	Mp4
Storage	External high-capacity drive supported
Control Options	Remote control, optional foot pedal
Monitor (Optional)	24-inch medical-grade FHD display
Grayscale Performance	10-bit+, 1024–4096 grayscale levels
Monitor Protection	IP54, anti-glare, disinfectant-safe
Power Supply (Floor Model)	220V AC outlets + USB ports
Installation Options	Floor-standing (WY320M), Ceiling-mounted (WY320C), Wall-mounted (WY320W), Chair-mounted



For any Sales & Support  98211-84441, 84483-98852  sales@unicorndenmart.com

Customer Care

Missed Call at 70655-58558  95994-48518, 97170-12081  011-45551250, 51, 55



 care@unicorndenmart.com, carel@unicorndenmart.com