

INDEX	PAGE(S)
5S and Wall-Mounted Storage	260 - 261
Components	262 - 269

5S AND WALL-MOUNTED STORAGE

Many Rousseau products are available in a wall-mounted version to help you organize and maximize your available space while keeping floors clear. Wall-mounting makes cleaning easier and everything you need is still within easy reach.


Over the years, Rousseau has also developed many different storage solutions to meet the standards of the 5S methodology. The aim of this Japanese technique is to continuously improve the work environment. Its name comes from the same first letter used to illustrate its five fundamental principles: Sort, Set in Order, Shine, Standardize and Sustain. It is designed to optimize organization and efficiency of the work environment by ensuring each tool is in the right place, easy to find and well identified.

A choice of 20 standard colors is also available to color code your 5S management.

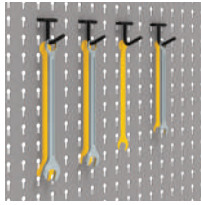


WMX247201


DISTINCTIVE FEATURES



1. Sort



2. Set in order




3. Shine



4. Standardize



5. Sustain




EMX-WW72P1001



HOOKS AND HOLDERS

LIGHT-DUTY HOOKS




- Our family of hooks makes it possible for you to store several types of parts
- Compatible with the panels currently available on the market (1/4" holes)
- Rousseau utility panels WM57, WM5B, SH67, SH68, SH69, SH77, SH79, SR79, RC02, RC93, RC94 and EP12
- Color: black

TYPE/PACK	DIMENSIONS	PRODUCT NO.
Straight hooks/20	1 1/2" D	WM9F-150
Single hooks/20	1 1/2" dia.	WM9G-150
Single hooks/20	2" dia.	WM9G-200
Double back single hooks/10	3" D	WM9H-03
Double back single hooks/10	5" D	WM9H-05
Double back double hooks/10	3" D	WM9J-03
Double back double hooks/10	5" D	WM9J-05
Drill holder/1	5"W x 3 1/2"D	WM9L-01

NOTES: The brackets and hooks are compatible with perforated panels with 1/4" diameter holes located every 1" c/c.
These panels are among the most popular on the market.

PLASTIC BIN RAIL

WM9C




- Hooks onto utility panels WM57, WM5B, SH67, SH68, SH69, SH77, SH79, SR79, RC02, RC93, RC94 and EP12
- Plastic bins hook onto the rail for efficient storage of small parts
- Hook-on installation
- Includes side notches for extra security
- Compatible with all brands of plastic bins with hanging lip on the market
- Compatible with RG20 plastic bins, [see page 264](#)
- Bins sold separately
- Widths available: 06" (7 holes), 09" (10 holes), 12" (13 holes), 15" (16 holes), 20" (21 holes), 23" (24 holes) and 26" (27 holes)
- To order: specify the width required

PRODUCT NO.	HEIGHT
WM9C-__	3"

WIRE SPOOL AND ROLL HOLDER

WM9P




- Hooks onto utility panels WM57, WM5B, SH67, SH68, SH69, SH77, SH79, SR79, RC02, RC93, RC94 and EP12
- Ideal for wire spools or paper towel rolls
- Tube diameter: 3/4"
- Capacity: 50lb.

PRODUCT NO.	WIDTH	NO. OF HOLES
WM9P-0901	9"	10
WM9P-1201	12"	13
WM9P-1501	15"	16
WM9P-2001	20"	21
WM9P-2301	23"	24
WM9P-2601	26"	27

HEAVY-DUTY SQUARE HOOK

WM9A




- Hooks onto utility panels WM57, WM5B, SH67, SH68, SH69, SH77, SH79, SR79, RC02, RC93, RC94 and EP12
- Flat surface on top
- Raised end to prevent accessories or tools from sliding off
- Hook-on installation
- Includes side notches for extra security
- Sold individually
- 1"W (two holes)
- Capacity: 50lb.
- Color: black

PRODUCT NO.	LENGTH
WM9A-03	3"
WM9A-06	6"
WM9A-12	12"

HEAVY-DUTY ROUND HOOK

WM9B




- Hooks onto utility panels WM57, WM5B, SH67, SH68, SH69, SH77, SH79, SR79, RC02, RC93, RC94 and EP12
- 3/4" dia. tube
- Tools and accessories slide on and off easily
- Hook-on installation
- Includes side notches for extra security
- Sold individually
- Hook base: 2"W (three holes) x 5"H
- Capacity: 50lb.
- Color: black

PRODUCT NO.	LENGTH
WM9B-03	3"
WM9B-06	6"
WM9B-12	12"

CAN HOLDER

WM9D



- Hooks onto utility panels WM57, WM5B, SH67, SH68, SH69, SH77, SH79, SR79, RC02, RC93, RC94 and EP12
- Ideal for storing various items of different sizes, such as aerosol cans
- Hook-on installation
- Includes side notches for extra security
- Widths available: 06" (7 holes), 09" (10 holes), 12" (13 holes), 14" (15 holes), 15" (16 holes) and 20" (21 holes)
- To order: specify the width required

PRODUCT NO.	D x H
WM9D-__	3" x 4"



LIGHTWEIGHT SHELF

EA28



- Hooks onto utility panels WM57, WM5B, SH67, SH68, SH69, SH77, SH79, SR79, RC02, RC93, RC94 and EP12
- Allows the storage of small items
- Equipped with 1" front and rear edges to prevent items from falling
- Capacity: 10 lb.

PRODUCT NO.	W × D
EA28-1508	15" × 8"

DOCUMENT HOLDER

WM9S



- Hooks onto utility panels WM57, WM5B, SH67, SH68, SH69, SH77, SH79, SR79, RC02, RC93, RC94 and EP12
- 10° angle on the front face compared to vertical
- Front face lower than back to assist in identifying documents
- Designed for both letter and legal sized papers

PRODUCT NO.	W × D × H
WM9S-01	12 ¹ / ₄ " × 3 ³ / ₄ " × 10 ¹ / ₂ "

MONITOR HOLDER



EA50



- Hooks onto utility panels WM57, WM5B, SH67, SH68, SH69, SH77, SH79, SR79, RC02, RC93, RC94 and EP12
- Hook-on installation
- Allows a front-mounted monitor installation
- Features a 15° downward tilt
- Pivot 10° pivoting on both sides
- Complies with VESA 75 and 100 monitor mounting standards
- Capacity: 35 lb.
- Color: black


PRODUCT NO.
EA50-01



COMPACT COMPUTER HOLDER




EA52




- Hooks onto utility panels WM57, WM5B, SH67, SH68, SH69, SH77, SH79, SR79, RC02, RC93, RC94 and EP12
- Hook-on installation
- For installation of compact computers (Thin Clients)
- Allows a front-mounted monitor installation
- Compatible with most monitors on the market
- Complies with VESA 50, 75 and 100 monitor mounting standards
- Computer dimensions: 1³/₈"W to 2"W
- Capacity: 10 lb.
- Color: black

PRODUCT NO.
EA52-01



SCREWDRIVER HOLDER

WM9N



- Hooks onto utility panels WM57, WM5B, SH67, SH68, SH69, SH77, SH79, SR79, RC02, RC93, RC94 and EP12
- Holds 6-12 screwdrivers
- Color: black

PRODUCT NO.	VERSION	W × D × H
WM9N-01	Single	9" × 1" 1/2 × 2"
WM9N-02	Double	9" × 3" 1/4 × 2"

PLIERS HOLDER

WM9M




- Hooks onto utility panels WM57, WM5B, SH67, SH68, SH69, SH77, SH79, SR79, RC02, RC93, RC94 and EP12
- Holds up to six pliers
- Color: black

PRODUCT NO.	W × D × H
WM9M-01	9" × 2" 1/2 × 2"

LONG TOOL HOLDER

WM9Q




- Hooks onto utility panels WM57, WM5B, SH67, SH68, SH69, SH77, SH79, SR79, RC02, RC93, RC94 and EP12
- Holds up to three long tools
- Easy to install
- Color: black

PRODUCT NO.	W × D × H
WM9Q-08	8" × 3" × 4"

HAMMER SUPPORT

WM9R




- Hooks onto utility panels WM57, WM5B, SH67, SH68, SH69, SH77, SH79, SR79, RC02, RC93, RC94 and EP12
- Holds up to 2 hammers
- Easy to install
- Designed for most plastic or rubber hammers and rubber mallets
- Color: black

PRODUCT NO.	W × D × H
WM9R-09	9 ¹ / ₄ " × 2 ¹ / ₄ " × 5 ³ / ₁₆ "




5S IDENTIFICATION



With a wide selection of identification accessories, you can organize your workspace more efficiently. Easy identification of parts, tools and accessories boosts your team's efficiency, facilitates stock taking, increases productivity and prevents expensive tools from being misplaced or lost. Taking the time to organize things well can save you time and money.

VINYL RUB-ON IDENTIFICATION DECAL

WM91




- Installs on utility panels WM57, WM5B, SH67, SH68, SH69, SH77, SH79, SR79, RC02, RC93, RC94 and EP12
- For easy identification of where tools should be stored on utility panels
- Contrasting color so it is easy to notice when a tool is missing and what kind of tool it is
- Ideal for 5S method tool management
- Sold in rolls of 2'W x 8'L

PRODUCT NO.
WM91-01J

ACCESSORIES	PRODUCT NO.	CATALOG PAGE
1"H label holders	RG51	p. 295
Labels for label holders	RG53	p. 295
1"H label holders with adhesive	RG52	p. 295
1 3/4"H label holders	RG54	p. 296
1 3/4"H label holders with adhesive	RG55	p. 296
Handle protector	RF70	p. 296
Handle labels	RF71	p. 296



DRAWER ACCESSORIES



We offer a wide variety of drawer accessories that integrate with each other to help you organize and locate small parts. They are ideal for high-density storage and ensure you retain space for growth.

ACCESSORIES	PRODUCT NO.	CATALOG PAGE
Front to back partition	RG00	p. 294
Side to side partition	RG01	p. 294
Divider	RG10	p. 295
Plastic bins	RG20	p. 264
Divider for plastic bins	RG22 / RG24	p. 264
Conductive plastic bins	RG21	p. 297
Conductive divider for plastic bins	RG23 / RG25	p. 297
Groove tray	RG35	p. 298
Divider for groove trays	RG39	p. 298
Tool foam	RG42	p. 297

PLASTIC BIN

RG20



- For easier storing, moving and managing of small parts lightweight and durable
- 45° angled rim for easy identification of bin contents and removal of bins
- Compatible with SH65, SH66, WM5C, RC04 and EP14 plastic bin panels, and EA32 / WM9C plastic bin rails
- 6" plastic bins can be subdivided

DIMENSIONS			PRODUCT NO.		
W	D	H	BIN	PARTITION	DIVIDER
3"	3"	2"	RG20-030302	-	-
4"	3"	2"	RG20-040302	-	-
6"	3"	2"	RG20-060302	RG22-0302	-
6"	6"	2"	RG20-060602	RG22-0602	RG24-0602
3"	3"	3"	RG20-030303	-	-
4"	3"	3"	RG20-040303	-	-
6"	3"	3"	RG20-060303	RG22-0303	-
6"	6"	3"	RG20-060603	RG22-0603	RG24-0603

NOTE: Height 2" = 1 1/2" real
Height 3" = 2 1/2" real



ORGANIZATIONAL WALL STRUCTURES


WALL-MOUNTED MULTI-PURPOSE UPRIGHT EM35



- Capacity of 125 lb/upright (provided the wall and wall anchoring are sufficiently strong)
- Perforated on the front faces in 1" increments c/c for optimal placement of accessories
- Wall anchoring hardware not included
- Sold individually
- Compatible accessories:
 - Tilttable shelf EA20
 - EA08, EA10, EA11, EA12, EA14, EA15, EA16 and EA17 shelves
 - Plastic bin rail EA32
 - Wire spool holder EA31
 - Overhead supports EA40
 - Overhead LED workstation light EA43
 - Tool rail EA47
 - Document holder EA56
 - Compact computer support EA52
 - TV mount EA51
 - Upper storage cabinets ED75 / ED76
 - EA60 and EA61 articulated arms
 - Adapter E NC53 (with tool holders NC10 and NC12)

PRODUCT NO.	HEIGHT
EM35-72	72"

WALL-MOUNTED UTILITY PANEL WM57 / WM5B



- Painted steel utility panel: WM57
- Stainless steel utility panel: WM5B
- For storing small- and medium-sized tools with visual identification close to the user or in a store
- Completely flat surface for easy visual identification with photos, P-touch, stickers or WM91 vinyl decals
- The panels overlap to anchor in the same anchoring zones
- Two widths available: 16" (16 holes) and 24" (24 holes)
- The installation hardware is between two panels for easy assembly
- 16"W: Vertical installation and conforms with architectural standards with uprights spaced 16" c/c
- Compatible with: WM9F, WM9G, WM9H, WM9J and WM9L light-duty hooks; WM9A and WM9B heavy-duty hooks, [see page 262](#)
- Compatible with: WM9C rails; WM9D, WM9M, WM9N, WM9Q, WM9P, WM9R and WM9S holders; EA50 mounts; EA52 holders; EA28 and WM21 shelves, [see pages 262-263](#)
- To order: Specify the height required: 18", 24", 36", 48" or 72"

PRODUCT NO.	FINISH	WIDTH
WM57-16_	Painted Steel	16"
WM57-24_	Painted Steel	24"
WM5B-16_	Stainless Steel	16"
WM5B-24_	Stainless Steel	24"

FINISHING PANEL WM58 / WM5D




- Painted steel panel: WM58
- Stainless steel panel: WM5D
- Finishing panel for the end of a wall panel layout
- Quick and easy installation
- Creates a neater appearance
- To order: Specify the type of steel required, e.g., WM58-36

PRODUCT NO.	HEIGHT
WM_-18	18"
WM_-24	24"
WM_-36	36"
WM_-48	48"
WM_-72	72"

NOTE: Compatible with a wall panel of the same height, e.g., WM58-36 is only compatible with WM57-1636.

WALL-MOUNTED PLASTIC BIN PANEL WM5C



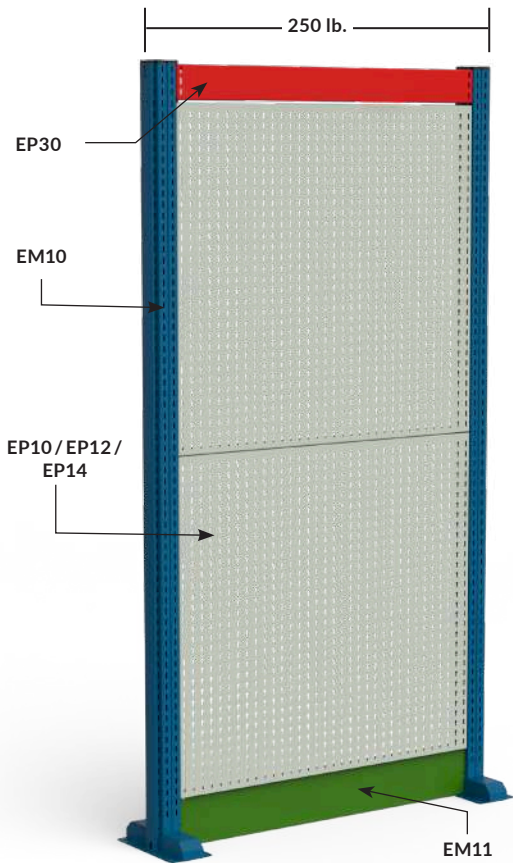
- Holds RG20 plastic bins, [see page 297](#)
- Compatible with all commercially available brands of plastic bins with a hanging lip
- Quick and easy installation
- The panels overlap to anchor in the same anchoring zones
- Two widths available: 16" and 24"
- 16"W: Vertical installation and conforms with architectural standards with uprights spaced 16" c/c
- To order: Specify the height required: 18", 24", 36", 48" or 72"

PRODUCT NO.	WIDTH
WM5C-16_	16"
WM5C-24_	24"

COMPONENTS



5S VERTICAL FRAMES



NOTE: The color scheme is used for demonstration purposes only.


DIMENSIONAL LOGIC

Height - 8" = Height available for panels and other accessories.

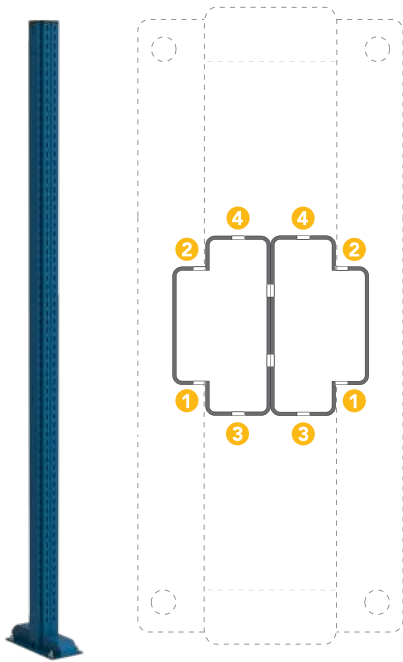
e.g., 72"H frame - 8" = 64" available for panels and power outlet channels.

e.g., 84"H frame - 8" = 76" available for panels and power outlet channels.

To fill the space with panels only, use 2 panels with the same dimensions (2 × 32"H or 2 × 38"H). To fully close off the frame, use an EM11 kick plate, [see page 267](#).



5S VERTICAL FRAME UPRIGHT



- For building a 5S vertical frame with a small footprint
- Foot dimensions: 4½"W × 10"D × 1¾"H
- Sold individually
- To create a zone, 2 EM10 5S vertical frame uprights with 1 EP30 front crossmember are required
- By adding an EP30 front crossmember and an EM10 5S vertical frame upright, extra zones can be created
- Must be anchored to the ground (hardware included)
- Capacity: 250lb. per zone

- Up to four mounting zones available:
 - 1 FRONT INNER mounting zone for panels and crossmembers
 - 2 REAR INNER mounting zone for panels and crossmembers
 - 3 FRONT mounting zones for installing accessories such as shelves, cantilever arms, spool holders, etc.
 - 4 REAR mounting zones for installing accessories such as shelves, cantilever arms, spool holders, etc.

PRODUCT NO.	HEIGHT
EM10-72	72"
EM10-84	84"

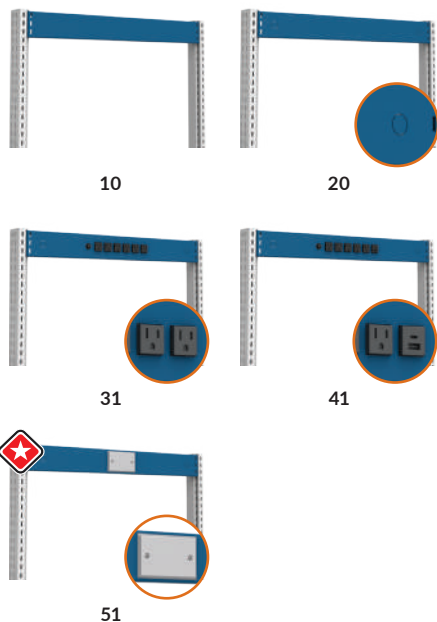




CROSSMEMBERS

FRONT CROSSMEMBER

EP30



- Installs on the inner side of EM10 uprights ① ②
- Must be installed between two uprights to ensure rigidity of the frame
- Height: 4"
- To order: Specify the option required:
 - 10: No perforations
 - 20: Pneumatic connection
 - 31: 6 power outlets (15A) for 15A circuits
 - 41: 5 power outlets (15A) for 15A circuits and 2 USB ports (1 A, 1 C)
 - 51: Perforation for installing a phone jack or network port (finishing plate included)

PRODUCT NO.	W × H
EP30-1804-0_	18" × 4"
EP30-2004-0_	20" × 4"
EP30-2404-0_	24" × 4"
EP30-3004-0_	30" × 4"
EP30-3204-0_	32" × 4"
EP30-3604-0_	36" × 4"
EP30-4804-0_	48" × 4"
EP30-6004-0_	60" × 4"
EP30-7204-0_	72" × 4"

NOTES: Two EP30 crossmembers cannot be placed back to back. to close the back of a front crossmembers, see EP32 rear crossmember. See page 165.

KICK PLATE

EM11



- Closes the bottom of a 5S vertical frame ① ②
- Two EM11 kick plates can be installed back-to-back
- Height: 4"

PRODUCT NO.	WIDTH
EM11-1804	18"
EM11-2004	20"
EM11-2404	24"
EM11-3004	30"
EM11-3204	32"
EM11-3604	36"


NOTE: Not compatible with EA71 backsplash covers.

COMPONENTS

PANELS

PRIVACY PANEL

EP10




- Painted steel
- Installs on the inner side of EM10 uprights **1 2**
- Closes off the back of a workstation or can be used as a magnetic bulletin board
- Equipped with a row of rectangular perforations positioned at the left and right ends, which combined with the rectangular perforations of the upright create a front-mounted hanging area

- Compatible with heavy-duty articulating arms EA60, [see pages 308-309](#), and height-adjustable articulating arms EA61, [see pages 310-311](#)
- Compatible with the LED work light with magnifier EA58, the document holder EA56, and the power outlet bar EA89, [see page 174](#)
- To order: Complete the product number with the height required: 04", 08", 10", 12", 14", 15", 16", 17", 20", 24", 28", 30", 34" or 40"

PRODUCT NO.	WIDTH
EP10-18__	18"
EP10-20__	20"
EP10-24__	24"
EP10-30__	30"
EP10-32__	32"
EP10-36__	36"

PLASTIC BIN PANEL


 EP14


- Painted steel
- Installs on the inner side of EM10 uprights **1 2**
- Holds RG20 plastic bins, [see page 297](#)
- Load capacity: 50lb. per square foot or 250lb. maximum per panel
- Compatible with most brands of plastic bins (with hanging lip) on the market
- Equipped with a row of rectangular perforations positioned at the left and right ends, which combined with the rectangular perforations of the upright create a front-mounted hanging area

- Compatible with heavy-duty articulating arms EA60, [see pages 308-309](#), and height-adjustable articulating arms EA61, [see pages 310-311](#)
- Compatible with the LED work light with magnifier EA58, the document holder EA56, and the power outlet bar EA89, [see page 174](#)
- To order: Complete the product number with the height required: 08", 10", 12", 14", 15", 16", 17", 20", 24", 28", 30", 34" or 40"

PRODUCT NO.	WIDTH
EP14-18__	18"
EP14-20__	20"
EP14-24__	24"
EP14-30__	30"
EP14-32__	32"
EP14-36__	36"

UTILITY PANEL

 EP12


- Painted steel
- Installs on the inner side of EM10 uprights **1 2**
- Includes perforations spaced 1" apart c/c for hanging a range of hooks
- Load capacity: 50lb. per square foot or 250lb. maximum per panel
- Compatible with: WM9F, WM9G, WM9H, WM9J and WM9L light-duty hooks; WM9A and WM9B heavy-duty hooks, [see page 262](#)
- Compatible with: WM9C rails; WM9D, WM9M, WM9N, WM9Q, WM9P, WM9R and WM9S holders; EA50 mounts; EA52 holders; EA28 and WM21 shelves, [see pages 262-263](#)
- Equipped with a row of rectangular perforations positioned at the left and right ends, which combined with the rectangular perforations of the upright create a front-mounted hanging area
 - Compatible with heavy-duty articulating arms EA60, [see pages 308-309](#), and height-adjustable articulating arms EA61, [see pages 310-311](#)
 - Compatible with the LED work light with magnifier EA58, the document holder EA56, and the power outlet bar EA89, [see page 174](#)
- To order: Complete the product number with the height required: 04", 08", 10", 12", 14", 15", 16", 17", 20", 24", 28", 30", 34" or 40"

PRODUCT NO.	WIDTH	NO. OF HOLES
EP12-18__	18"	14
EP12-20__	20"	16
EP12-24__	24"	20
EP12-30__	30"	26
EP12-32__	32"	28
EP12-36__	36"	32



NOTE: The color scheme is used for demonstration purposes only.

NOTES: The panel width must be the same width as the zone, e.g., a 30"W panel must be installed on a 30"W zone.
Actual Width: Nominal - 2 3/16". Actual Height: Nominal - 5/16".

OTHER ACCESSORIES



- To view all accessories available for the 5S vertical structure, see pages 167-180
- To learn about all the heavy-duty articulated arm options, see pages 308-309
- To learn about all the height-adjustable articulated arm options, see pages 310-311

WALL-MOUNTED WORKSTATIONS

WALL-MOUNTED WORKBENCH WITH WALL-MOUNTED CABINET



DIMENSIONS		TYPE OF TOP			
W	D	PAINTED STEEL	STAINLESS STEEL	LAMINATED HARDWOOD	PLASTIC LAMINATE*
60"	30"	R5WH5-1010	R5WH5-6010	R5WH5-2010	R5WH5-3010

- 1 top of your choice
- 2 wall mounted open legs
- 2 leg crossbars
- 1 shelf
- 2 wall cabinets

NOTES: The leg height is 28" and top thickness is 1 1/4".
 * The plastic laminate top is white by default. See page 144 for another option.

WALL-MOUNTED OPEN LEG

WS95



- Load capacity: 500lb. per leg, 1,000lb. per pair (if wall and wall anchoring are of sufficient strength)
- Anchoring hardware not provided by Rousseau
- Intended for 24"D, 30"D and 36"D tops
- Compatible with all types of top available from Rousseau
- Compatible with WS18 back stops and EW frame
- WS96 crossbars and a 12"D WS50 shelf (optional add-on) can be installed on this product

PRODUCT NO.	D x H
WS95-2428	22 5/8" x 29 1/4"

CROSSBAR FOR WALL-MOUNTED LEG

WS96



- For installation of a 12"D WS50 shelf between two WS95 wall-mounted legs

PRODUCT NO.	DEPTH
WS96-24	13 3/4"