



QUANTUM UNIVERSITY

HONOLULU, HAWAII  
QUANTUMUNIVERSITY.COM

GRADUATION CEREMONY

# GRADUATION DAY HANDBOOK

YOUR GUIDE TO AN EXTRAORDINARY GRADUATION DAY

10 OCTOBER 2025

ROOM 324  
HAWAII CONVENTION CENTER  
1801 KALĀKAUA AVE, HONOLULU  
HI 96815

2025

VENUE

# HAWAII CONVENTION CENTER

1801 KALĀKAUA AVE, HONOLULU, HI 96815

UPON ARRIVAL AT THE HAWAII CONVENTION CENTER, PROCEED TO THE ESCALATORS OR ELEVATORS IN THE CENTRAL LOBBY, GO UP TO LEVEL 3 WHERE MEETING ROOMS 301–327 ARE LOCATED, AND FOLLOW SIGNS TO ROOM 324.

**PARKING** IS AVAILABLE AT THE HAWAII CONVENTION CENTER FOR \$15, FROM ONE HOUR BEFORE UNTIL ONE HOUR AFTER THE EVENT.

TO REACH THE PARKING GARAGE AT THE HAWAII CONVENTION CENTER, ENTER FROM KALĀKAUA AVENUE. THE GARAGE IS LOCATED ON LEVEL 2 AND HAS 690 PARKING SPOTS.



WHAT TO WEAR



# DRESS CODE

THE DRESS CODE FOR THE GRADUATION CEREMONY IS SOPHISTICATED AND SEMI-FORMAL OR UPSCALE ALOHA ATTIRE.

PLEASE REFRAIN FROM WEARING JEANS OR BEACHWEAR. THIS IS YOUR SPECIAL GRADUATION MOMENT, SO FEEL FREE TO DRESS TO IMPRESS.

WE'LL BE CAPTURING NUMEROUS PHOTOS, SO WE ENCOURAGE YOU TO PUT YOUR BEST FOOT FORWARD. KEEP IN MIND, YOU'LL BE WEARING THE SAME OUTFIT FOR THE EVENING PORTION, SO OPT FOR COMFORT AS WELL.



# GRADUATION DAY SCHEDULE



## ORDER OF EVENTS

- 8:30 AM** EVENT BOOTHS OPEN  
MORNING REFRESHMENTS ARE SERVED
- 9:00 AM** GRADUATES CAN BEGIN HANGING THEIR  
INSPIRATIONAL NOTES ON THE TREE OF LIFE
- 10:00 AM** NOOSPHERE MEDITATION BEGINS IN ROOM 325AB
- 12:00 PM** GRADUATION REGALIA STATION PICK-UP OPENS (IN  
FRONT OF ROOM 324)
- 1:30 PM** GRADUATION REHEARSAL BEGINS  
GRADUATES MEET AT THE REGALIA PICK-UP STATION
- 2:30 PM** GRADUATION CEREMONY BEGINS
- 5:05 PM** GRADUATION CEREMONY ENDS
- 5:45 PM** POST-CEREMONY CELEBRATION BEGINS



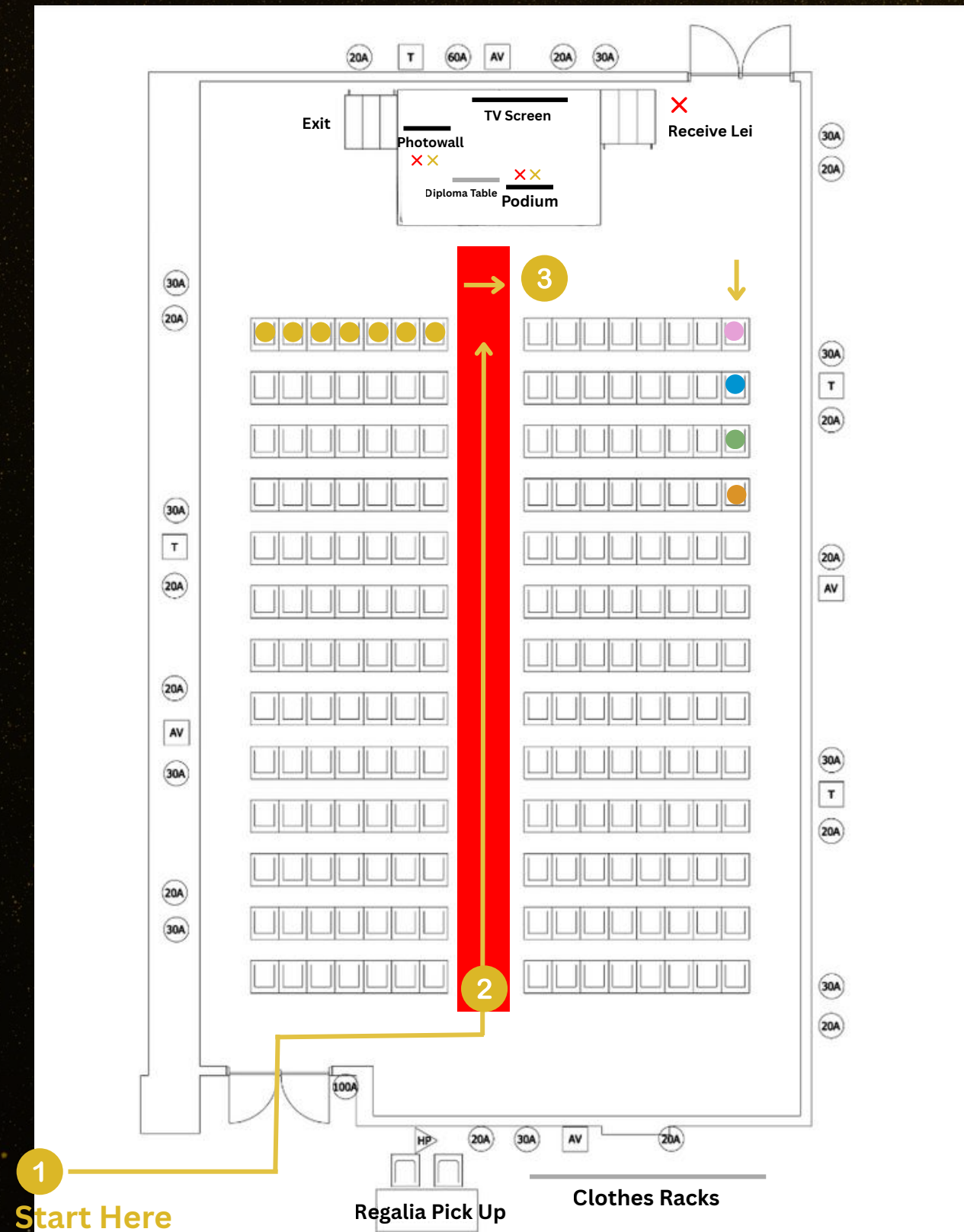
## DETAILED SCHEDULE



# COMMENCEMENT CEREMONY

<b>1:30 PM</b>	GRADUATE REHEARSAL
<b>2:30 PM</b>	OFFICIAL CEREMONY BEGINS - WELCOME AND BLESSING
<b>2:35 PM</b>	GRADUATES GRAND ENTRANCE
<b>2:45 PM</b>	OPENING SPEECH BY DR. TARA DENIZ
<b>2:55 PM</b>	WELCOME ADDRESS BY DR. PAUL DROUIN
<b>3:15 PM</b>	KEYNOTE ADDRESS BY DR. BINDU BABU
<b>3:45 PM</b>	GRADUATION CEREMONY BEGINS:
—	HEALTH COACHES
—	BACHELORS
—	MASTERS
—	DOCTORATE AND PHD/DHH
<b>5:05 PM</b>	STAFF THANK YOU
<b>5:15 PM</b>	GROUP GRADUATE PHOTOS:
—	HEALTH COACH
—	BACHELORS, MASTERS, DOCTORATE AND PHD/DHH
—	ALL GRADUATES

# COMMENCEMENT CEREMONY INSTRUCTIONS - PART 1

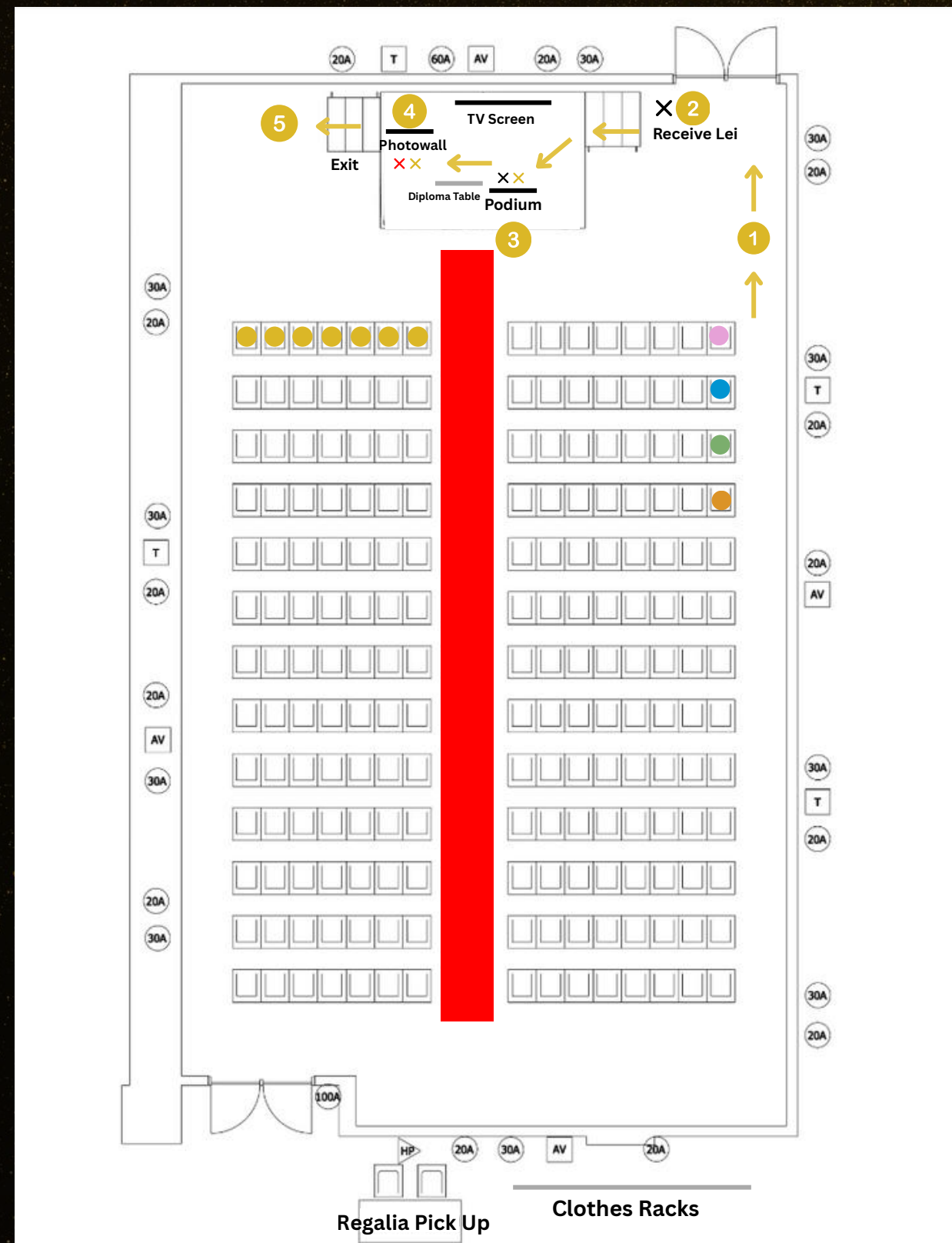


- HEALTH COACH
- BACHELORS
- MASTERS
- DOCTORATE AND PHD
- STAFF/FACULTY
- ✗ QU PRESENTER
- ✗ YOU

## GRADUATE PROCESSIONAL INSTRUCTIONS

- GRADUATES WILL MAKE THEIR GRAND ENTRANCE IN THE FOLLOWING ORDER:
  - HEALTH COACH
  - BACHELOR'S
  - MASTER'S
  - DOCTORATE, AND PHD
- YOU WILL WALK DOWN THE RED CARPET AND PROCEED TO YOUR ASSIGNED SEATS. (QU STAFF WILL ASSIST IN LINING YOU UP BEFORE THE PROCESSIONAL BEGINS.)
- AS YOU ENTER, FILL SEATS IN ORDER FROM THE FRONT RIGHT, MOVING LEFT, AND CONTINUE ROW BY ROW TOWARD THE BACK. PLEASE STAY IN ORDER AS YOU'RE SEATED.

# COMMENCEMENT CEREMONY INSTRUCTIONS - PART 2

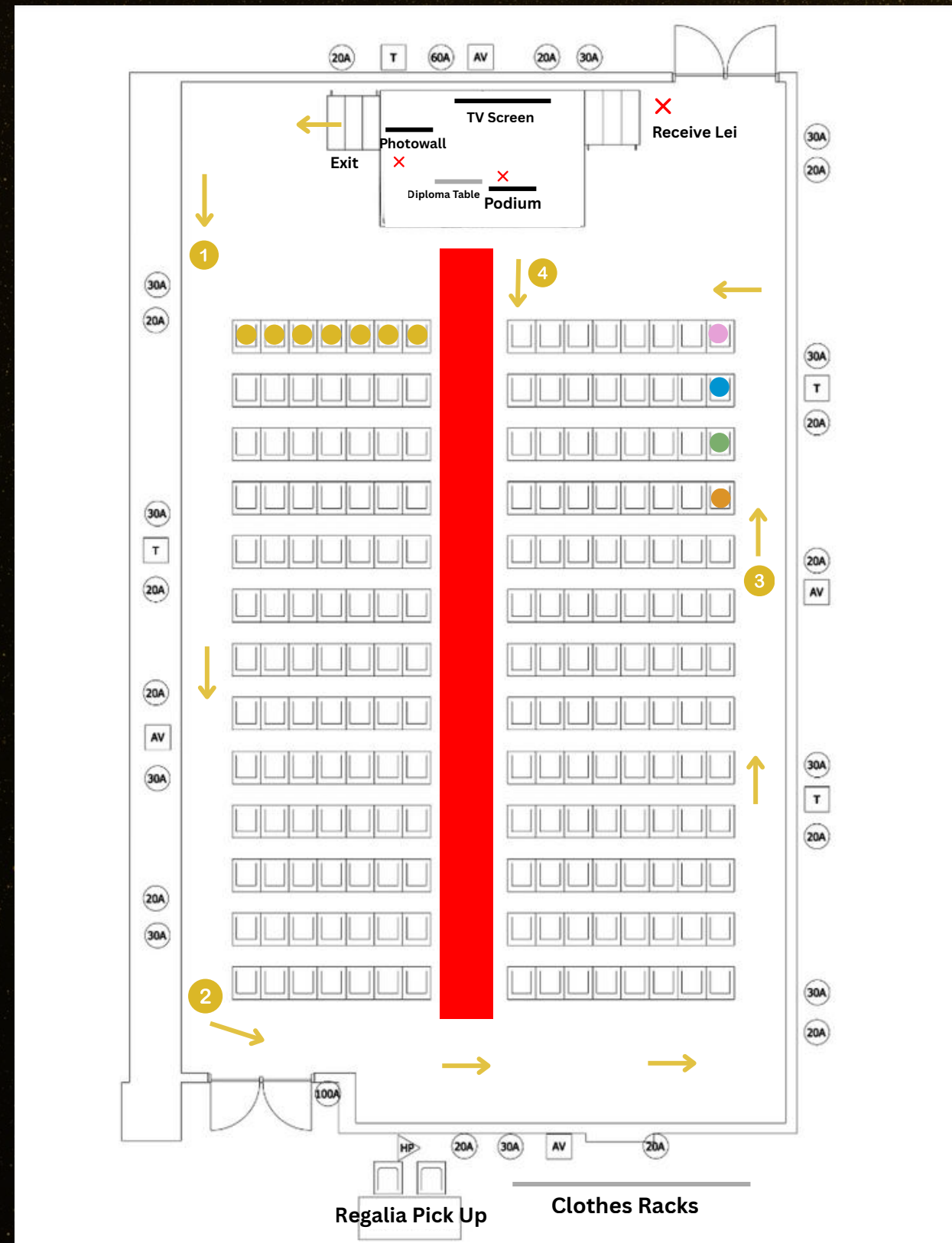


- HEALTH COACH
- BACHELORS
- MASTERS
- DOCTORATE AND PHD
- STAFF/FACULTY
- ✕ QU PRESENTER
- ✕ YOU

## ON-STAGE CEREMONY INSTRUCTIONS

- WHEN YOUR PROGRAM IS CALLED, THE FIRST ROW OF GRADUATES IN THAT PROGRAM SHOULD STAND AND BEGIN FORMING A LINE STARTING AT THE BASE OF THE STAGE STAIRS, EXTENDING TOWARD THE FAR-RIGHT AISLE. PLEASE WAIT UNTIL THERE IS SPACE BEFORE THE NEXT ROW STANDS AND JOINS THE LINE. CONTINUE THIS PROCESS ROW BY ROW, MAINTAINING YOUR ORDER AS YOU PREPARE TO GO ON STAGE. QU STAFF WILL BE PRESENT TO GUIDE AND ASSIST.
- WHEN YOUR NAME IS CALLED, RECEIVE YOUR LEI AT THE BASE OF THE STAIRS
- PROCEED UP THE STAIRS TO:
  - SHAKE HANDS WITH ALEXI DROIN
  - RECEIVE YOUR DIPLOMA
  - DELIVER YOUR SPEECH (UNDER 1 MINUTE)
- AFTER YOUR SPEECH, PROCEED TO THE PHOTO WALL TO:
  - TAKE A PHOTO WITH DR. PAUL DROUIN
  - THEN TAKE A SOLO PHOTO
- EXIT STAGE

# COMMENCEMENT CEREMONY INSTRUCTIONS - PART 3



- HEALTH COACH
- BACHELORS
- MASTERS
- DOCTORATE AND PHD
- STAFF/FACULTY
- ✗ QU PRESENTER
- ✗ YOU

## POST-CEREMONY SEATING INSTRUCTIONS

- AFTER EXITING THE STAGE, PLEASE WALK DOWN THE AISLE ON YOUR RIGHT-HAND SIDE (WHEN FACING THE AUDIENCE/ENTRANCE OF THE ROOM) AND CONTINUE TOWARD THE BACK OF THE ROOM.
- FOLLOW THE PERIMETER OF THE SPACE TO RETURN TO YOUR ORIGINAL SIDE OF THE SEATING AREA.
- RE-ENTER YOUR ROW AND FILL SEATS FROM THE FAR LEFT TO THE RIGHT.

## GROUP PHOTOS



# SAY CHEESE

AT THE END OF THE CEREMONY, WE WILL BEGIN WITH A GROUP PHOTO FOR HEALTH COACHES, FOLLOWED BY A COMBINED PHOTO FOR BACHELOR'S, MASTER'S, DOCTORATE, AND PHD GRADUATES, AND FINALLY, A FULL GROUP PHOTO WITH ALL GRADUATES.

DURING THE REHEARSAL, WE WILL PROVIDE CLEAR INSTRUCTIONS ON WHERE EACH GROUP SHOULD GATHER AFTER THE CEREMONY AND HOW YOU WILL BE ORGANIZED FOR THE PHOTOS.

AT THE CONCLUSION OF THE CEREMONY (APPROXIMATELY 5:00 PM), PLEASE PROCEED TO YOUR DESIGNATED GATHERING AREA AS DIRECTED. OUR TEAM WILL BE THERE TO GUIDE YOU TO YOUR SPECIFIC POSITION FOR EACH GROUP PHOTO.



## POST-CEREMONY CELEBRATION

---



# EVENING SCHEDULE

<b>4:45 PM</b>	GUESTS VISIT EVENT BOOTHS AND VIEW SPECIAL MESSAGES FROM GRADUATES AT THE TREE OF LIFE
<b>5:45 PM</b>	CROWD ENTERS THE MAIN BANQUET ROOM
<b>6:15 PM</b>	ROOTS OF CONNECTION SESSION BEGINS
<b>6:45 PM</b>	DINNER IS SERVED
<b>7:30 PM</b>	STUDENT AWARDS PRESENTATION
—	INNOVATION AND TECHNOLOGY AWARD
—	QUANTUM ENTREPRENEUR AWARD
—	COMMITMENT TO COMPLETION
—	OUTSTANDING THESIS AWARD
—	HOLISTIC HEALTH VALEDICTORIAN
<b>8:30 PM</b>	THANK YOU FROM DR. PAUL DROUIN AND INTENTION CEREMONY



QUANTUM UNIVERSITY

HONOLULU, HAWAII

QUANTUMUNIVERSITY.COM

WE LOOK FORWARD TO WELCOMING YOU SOON

---

# 2025 GRADUATION CEREMONY