



SUPRAMAX RSA



CTM TRANSPORT MARITIME S.A.M.



- Headquartered in Monaco and founded in 2004
- One of the largest shipmanagement companies globally
- Employs over 85 people from 13 different nationalities



C TRANSPORT MARITIME S.A.M.

- ① The Company directly operates over 80 vessels, ranging from Handysize to Newcastlemax bulk carriers, and over 140 vessels when including Capesize Chartering Ltd. (“CCL”).
- ① Manager of Supramax up to Capesize Revenue Sharing Agreements (RSAs)
- ① Co-manager of CCL (~60 vessels)
- ① Technical manager for around 10 bulk carriers

PRINCIPAL ACTIVITIES

- Commercial (Chartering, S & P, FFA)
- Operations
- Technical
- Risk Management & Research
- Insurance
- Logistics



“What we are trying to do here is eliminate fragmentation among the supramax-owning community so we can provide a more efficient service as well as minimise all of our costs”

John Michael Radziwill
CEO

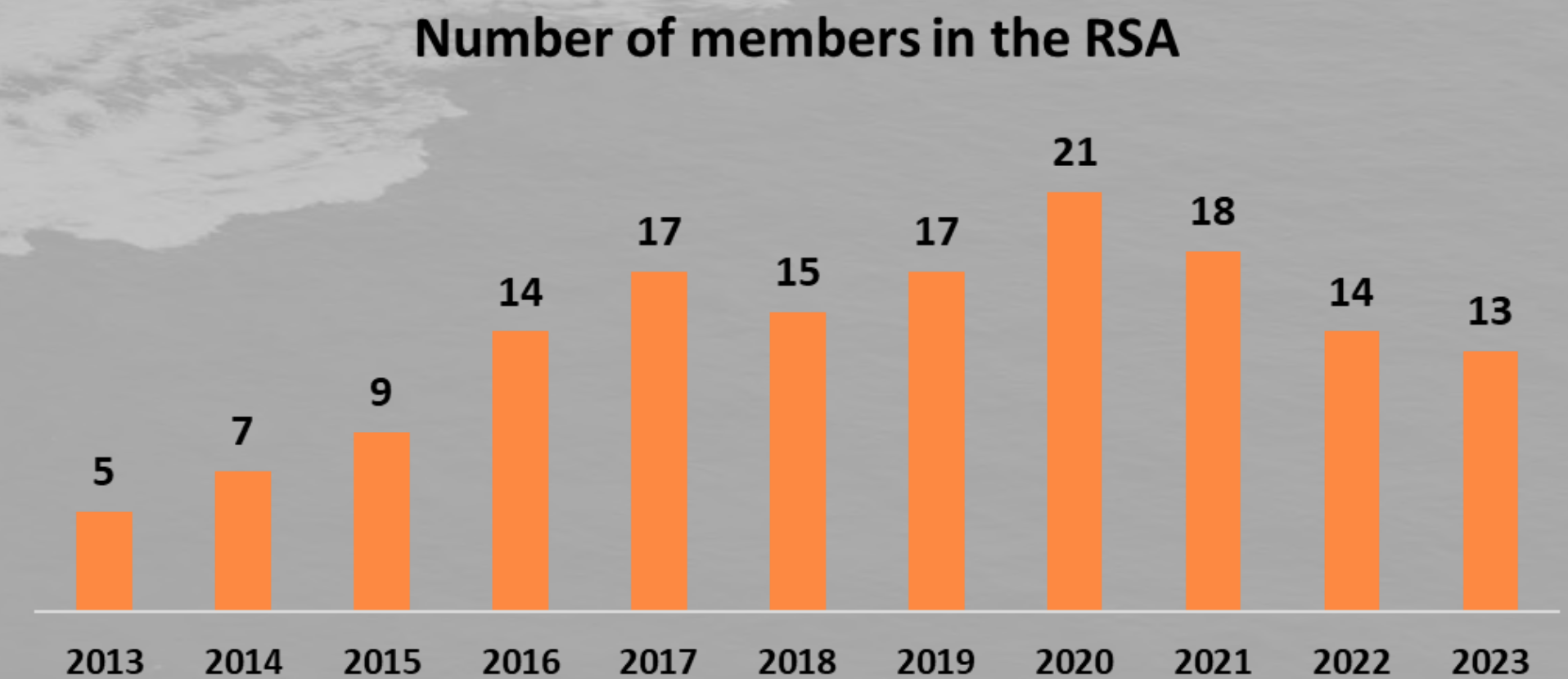
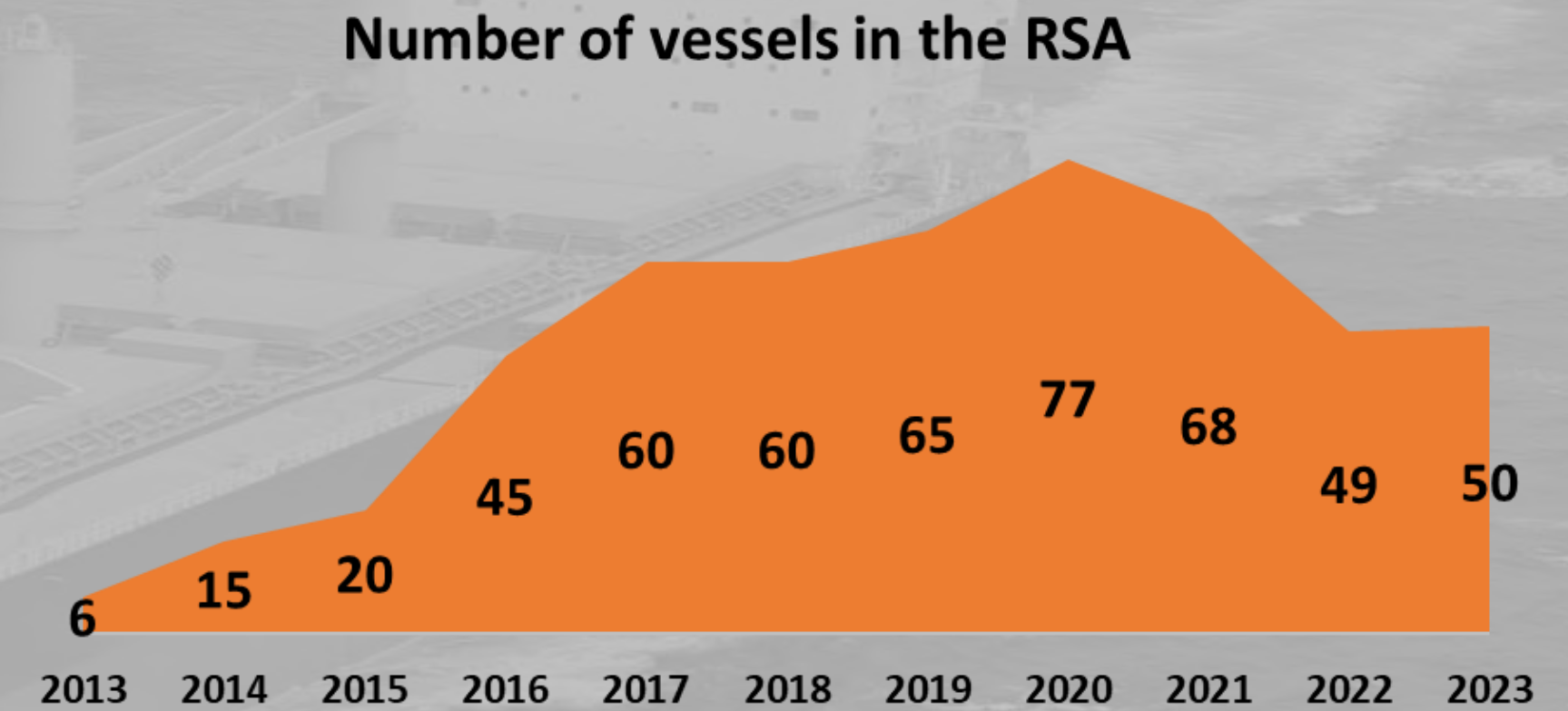
OUR POOLS

- ⦿ Around 20 years of managing dry cargo pools
- ⦿ Today there are about 120 vessels in our pools*, all of which are operated on the spot market
- ⦿ Pool stay ranges from a few months to a few years, depending on each member's portfolio composition, employment strategy and outlook on the market
- ⦿ Accounts are managed by CTM and externally audited annually (Deloitte)

**including vessels in CCL vessels*

SUPRAMAX RSA

- The Supramax Revenue Sharing Agreement was created in 2013 with 5 members and 6 vessels
- In 2023 we had 50 vessels in the pool on average and managed a total of 71 vessels over the year
- Our members include: traditional shipowners, publicly listed companies, commodity traders & financial investment platforms
- Most of the vessels that exited in 2021 and 2022 were sold



RSA MEMBERS



Bocimar



Carras Ltd



CBC



Costamare



D'Amico Dry



DryLog

Forra Ultramax AS



Ionic



Nord Capital



Shamrock



Sonoma



Stone Shipping



XT Group

HOW THE RSA WORKS

- Income generated from the pool vessels are distributed to the members according to the revenue earning capabilities of their vessels



- ⦿ Vessels are assessed on tradability and performances (dwt, cubic capacity, service and eco speed & consumption, draft, etc) and a Revenue Sharing Key is established
- ⦿ Vessel performances are monitored
- ⦿ Working capital of \$400,000 (in bunkers and cash) is required to cover the day-to-day expenses of the vessel (bunkering, port agent fees etc) and is returned to the member when the vessel exits



Delivering great results is at the top of our agenda and our performance is testament to this.

Over the past 12 months, the Supramax RSA has outperformed the market by 5%.

RSA FLEET LIST



Vessel Name	Built	Size (dwt)	Vessel Name	Built	Size (dwt)	Vessel Name	Built	Size (dwt)
Bulk Monaco	2023	63,733	John Oldendorff	2019	61,579	Sagar Shakti	2012	58,097
CMB Teniers	2021	63,667	Nordsun	2015	61,560	Navios Celestial	2009	58,063
CMB Bruegel	2021	63,667	Bulk Guatemala	2013	61,446	Navios Christine B	2009	58,058
CMB Van Dijck	2020	63,667	Abigail	2013	61,396	Athena	2012	58,018
CMB Matsys	2021	63,628	CMB Chikako	2014	61,299	ST Paul	2010	57,982
Young Harmony	2014	63,567	Golden Glint	2015	61,297	ST George	2012	57,959
Seabird	2016	63,553	Aquaproper	2015	61,286	Curacao	2011	57,950
CMB Rubens	2018	63,514	Victoria T	2017	61,266	Uruguay	2011	57,937
Astro Nembus	2017	63,510	Gramba	2012	61,233	Lunita	2014	57,775
YM Advance	2019	63,506	Red Azalea	2015	61,229	Medi Aero	2016	57,517
Aquapride	2023	63,500	FJ Viola	2020	61,174	CS Sonoma	2010	56,704
CMB Floris	2021	63,470	Amis Star	2019	61,123	Ionic Spirit	2010	56,119
Bulk Bolivia	2016	63,465	Ionic Unicorn	2016	60,411	Aquitania	2006	55,916
CMB Jordaens	2019	63,447	Medi Brisbane	2016	60,386	Maple Harbour	2011	55,832
Achi	2012	63,301	Medi Norfolk	2019	60,384	E.R. Bordeaux	2011	55,783
MH Sandefjord	2023	63,145	Arch. Sealtiel	2018	60,365	E.R. Bristol	2011	55,783
MH Oslo	2023	63,050	DSI Aquarius	2016	60,309	SSI Majesty	2010	55,694
Karo T	2023	63,000	Red Sakura	2017	60,245	Bulk Manara	2010	55,692
Unity Endeavour	2014	61,617	Annegrit	2016	60,222	PVT Diamond	2011	55,623
NordUltra	2015	61,614	ST Greg	2013	59,949			

• Why choose the Supramax RSA ?

Low fees

- **No** withdrawal fees or penalties
- **No** hidden fees or other costs
- Transparent cost structure
- **No** daily administration fees - **only a 1.25% commission on revenues**

Flexibility

- Entry and exit into the RSA is very easy; only two weeks notice for a vessel to enter and maximum three months notice to exit
- No minimum duration
- Tailored to owners' concerns and needs

Global reach

- Our strategy is to have the fleet equally spread between the Atlantic and Pacific basins

Performance

- In the past twelve months, the Supramax RSA has outperformed the market by **5%**
- Since January 2018, the RSA's average monthly outperformance versus the benchmark index has been **+5%**

Reporting

- The RSA has weekly, monthly and quarterly **reporting** as well as **meetings** twice a year
- An **in-house mobile app** gives members access to a range of information

Risk Management

- Dedicated, highly sophisticated **in-house risk management** department with an excellent track record
- Counterparty assessment prior to fixing a vessel determines whether fixture goes ahead or not
- Tailored maritime lien insurance

RSA STRENGTHS IN NUMBERS

2023 FACTS AND FIGURES:



Biggest Supramax pool in the market



366 fixtures concluded



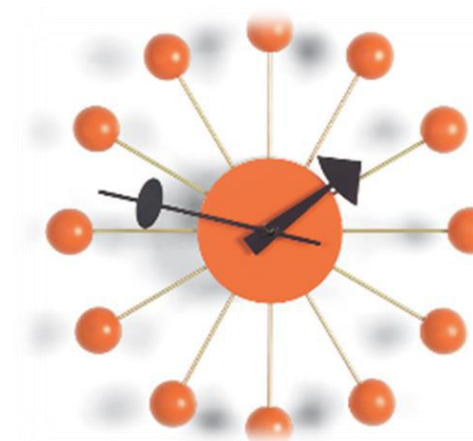
128 counterparties



19.4 mn tonnes carried



31 fixtures concluded per month on average - **98%** on time charter



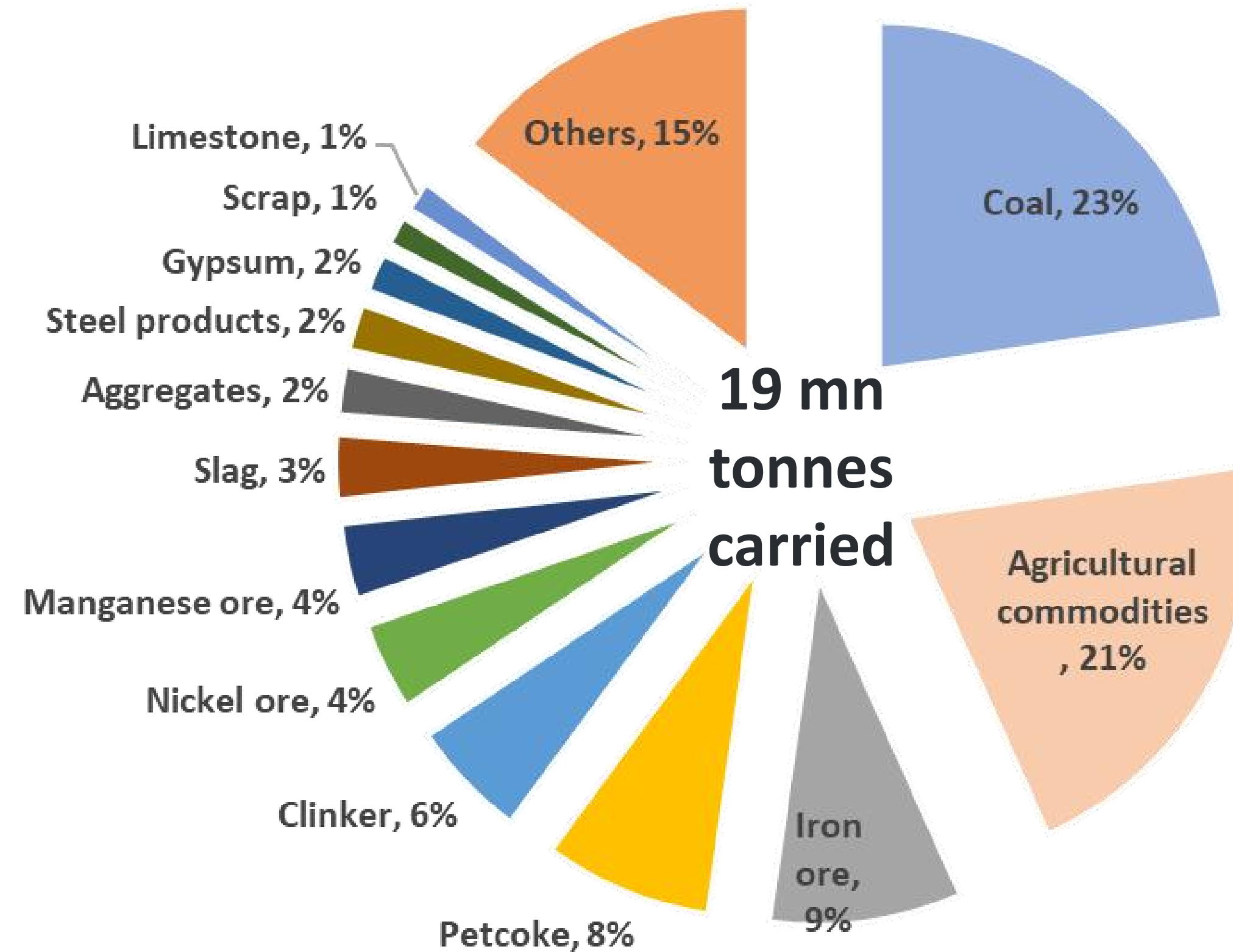
2.6 Years average vessel duration despite very flexible entry and exit requirements



21% of vessels have been in for **5** years or more

RSA STRENGTHS IN NUMBERS

2023 FACTS AND FIGURES:





7 Rue du Gabian,
Gildo Pastor Center
98000 Monaco
+377 97 98 59 00
www.ctmmc.com

