



CR Success Magnetic Folders

Why Magnetic Folders?

- These locally produced materials are environmentally friendly in that they greatly reduce the use of unnecessary paper worksheets
- The folders with letter tiles provide active, hands-on learning and thus facilitate neural connections (Gregory and Parry, 2006)
- They allow the students to respond quickly and simultaneously. The teacher is then able to assess students' understanding and give immediate feedback.
- They present the letter symbols in an organized fashion, which triggers the students' memory and draws students' attention to specific areas of the folder during concept lessons. The design of the folders includes the following:
 - Best Spellings are shown before Rest Spellings
 - Vowels are color-coded
 - The vowels are organized by mouth position and by groups of sounds
 - Students are able to memorize the layout of the folder, which they can mentally use during reading and writing
- They promote the flow of the Magnetic Folder Lesson, a highly interactive, instruction-packed lesson which has these goals:
 - Set a purpose: The lesson should be organized and focused. The students should know what they will do and why they will do it.
 - Review previous learning: New learning should be associated with old learning.
 - Teach new concept (I Do): Teach with a story and a big idea. Model with one or two examples.
 - Guided application (We Do): Students apply the new concept through supervised, guided practice.
 - Independent application (You Do): Students independently apply the new concept to reading and writing words and sentences.


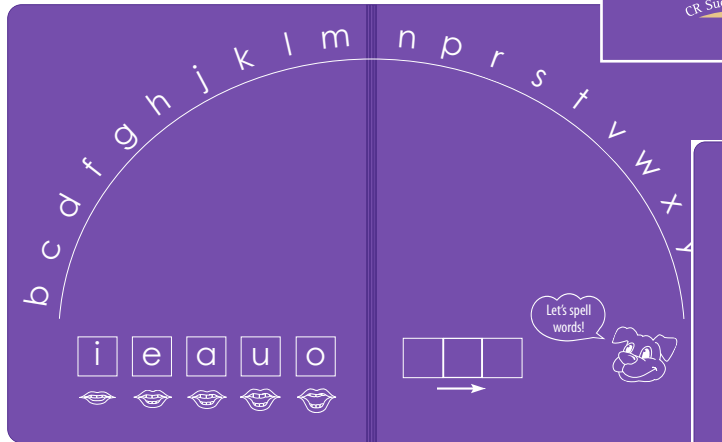


Jump Start Magnetic Folder and Letter Set

This magnetic folder with 30 letter tiles is an interactive tool to promote student's fluency in sound-letter correspondences (consonants and short vowels) and word recognition (simple VC and CVC words). At the same time, this tool develops the phonemic awareness skills of identifying, segmenting, blending, and manipulating phonemes. The letter tiles are large and are designed to be easily moved. Mnemonic tiles for *b* and *d* help with letter discrimination. These tiles are perfect for young children in a supervised setting.

FLS-3 \$49

b	c	d	f	g	h	j		
k	l	m	n	p	r	s		
t	v	w	x	y	z			
a	e	i	o	u				
a	e	i	o	u				






First Steps Magnetic Folder and Letter Set

This magnetic folder with 36 letter tiles is an interactive tool to promote student's fluency in sound-letter correspondences (consonant, vowels, consonant digraphs, silent e, and inflectional suffixes) and word recognition (Closed Syllables with digraphs and blends, Open and Silent e Syllables, and words with suffixes). At the same time, this tool develops the phonemic awareness skills of identifying, segmenting, blending, and manipulating phonemes. The design of the folder follows the design of the Foundational Board, which will be introduced at the next level. The back of the folder

presents the letters in alphabetical order, with handwriting guidelines.

FLS-1 \$37




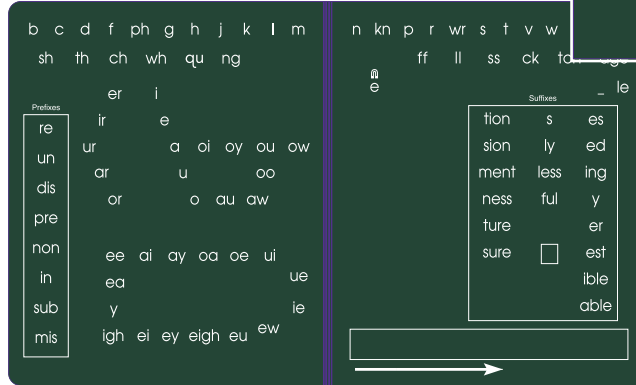
b	g	l	s	v	x	ng	es
c	h	n	s	y	m	sh	ed
d	j	p	z	w		ch	wh
f	k	r	t	th		qu	ing
i	e	e	a	u	o		

Foundation Magnetic Folder and Letter Set

This magnetic folder with 98 letter tiles is an interactive tool to promote student's fluency in the most frequent sound-letter correspondences, and major affixes. Students build one-syllable and multisyllabic words following phonetic concepts and spelling conventions. They also develop advanced phonemic awareness skills. Using this tool, the entire phonetic code for the 43 sounds of the English language and the most common prefixes and suffixes can be taught.

FLS-2 \$49

b	k	s	s	es	un	dis	est	sion
c	l	m	ly	in	wr	mis	sub	tion
d	r	y	z	er	qu	ful	ing	able
f	n	y	th	re	ng	ed	non	sure
g	p	w	ff	kn	ch	wh	less	ture
h	x	j	ss	sh	ck	ph	tch	dge
v	t		ll				pre	ment
		oy		ea	ow		ness	
e		ai	or	y	ou	oo	igh	ible
e	i	er	oe					le
u	o	ur	ar	ee	ei	aw	ew	
a	ir	oi	ay	au	eu			elgh
		ui	ue	oa	le	ey		



(actual size)

First Steps Teacher Magnetic Letter Set

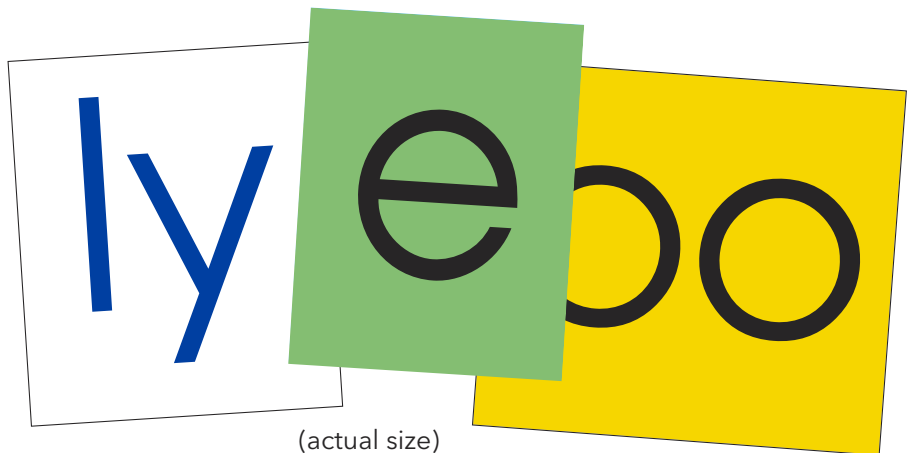
48 large magnetic letter tiles

TLS-1 \$44

Foundation Teacher Magnetic Letter Set

100 large magnetic letter tiles

TLS-2 \$69



(actual size)

Jump Start Replacement Magnetic Letter Set



30 magnetic letter tiles for use with the Jump Start Magnetic Folder

LS-3 \$15

b	c	d	f	g	h	j
k	l	m	n	p	r	s
t	v	w	x	y	z	
a	e	i	o	u		
a	e	i	o	u		

b	g	l	s	v	x	ng	es
c	h	n	s	y	m	sh	ed
d	j	p	z	w		ch	wh
f	k	r	t	th		qu	ing
i	e	e	a	u	o		

First Steps Replacement Magnetic Letter Set



36 magnetic letter tiles for use with the First Steps Magnetic Folder

LS-1 \$15

Foundation Replacement Magnetic Letter Set



98 magnetic letter tiles for use with the Foundation Magnetic Folder

LS-2 \$15

b	k	s	s	es	un	dis	est	sion
c	l	m	ly	in	wr	mis	sub	tion
d	r	y	z	er	qu	ful	ing	able
f	n	y	th	re	ng	ed	non	sure
g	p	w	ff	kn	ch	wh	less	ture
h	x	j	ss	sh	ck	ph	tch	dge
v	t		ll				pre	ment
		oy		ea	ow			ness
e		ai	or	y	ou	oo	igh	ible
e	i	er	oe					__le
u	o	ur	ar	ee	ei	aw	ew	
a	ir	oi	ay	au	eu			eigh
		ui	ue	oa	ie	ey		