

CONTRACT MATERIALS GUIDE

SEPTEMBER 2024

BOCONCEPT.COM/BUSINESS

BoConcept[®]

LIVE EKSTRAORDINÆR

Materials, colours and fabrics for contract furniture

When it comes to tables, wall systems, bookcases, sideboards and even night stands or chests of drawers, you have a wide selection of different materials and colours to choose from.

One of the biggest selections on the market. 100+ luxury fabrics and leathers, from only the finest tanneries and fabric designers. All are available to try in your local store, in large 1.4 sq. m swatches.



Our quality is more than aesthetics. We stand for craftsmanship, uncompromising attention to detail and exceptional materials. Our reputation and global footprint allows us to handpick the best experts from around the globe. And we do it, remembering the well-being of animals, workers and our planet.

CONTRACT FABRICS

We have a vast upholstery selection, including fabrics by Gabriel and Camira. Danish and British industry leaders with a focus on long-lasting comfort and durability, innovation and sustainability – all qualities we love.

QUALITY CHECKING

Our quality department works closely with the Technological Institute of Denmark, allowing them complete freedom for independent testing and your peace of mind.

WOODEN FURNITURE

Over 98% of our wooden furniture is manufactured here in Denmark, in our company-owned factory. It allows us to push industry standards, like applying five separate coats of lacquer – giving your solutions extra durability and an exceptional finish.

WORLD-CLASS LEATHERS

Our leather comes from some of the finest tanneries in Europe and South America. We offer an array of colour options and grades: from corrected, to semi-aniline, to our highest quality pure aniline.

HAND-SELECTED VENEER

Our real wood veneer is of the highest quality – a claim we can personally attest. An expert from our factory here in Denmark travels to Canada three times a year to personally hand-select veneer for our production.

SOFA FILLING

We fill our sofa cushions with quality aquatic bird feathers. The feathers are sorted and selected for their light weight and ability to trap air – giving you sublime comfort.


HINGES & DRAWER RUNNERS

Our high-quality European hinges and drawer runners are tested to a total of 300,000 cycles – the equivalent of 50 and 25 years of use, respectively.


CERAMIC TOPS

All ceramic table tops are produced by the same Spanish manufacturer. Their 40 years of expertise ensure surfaces that are stunning, virtually scratch-proof and heat resistant up to 200° C.

VENEER




Oak veneer




Walnut veneer



Espresso oak veneer



Dark oak veneer




Natural Oak veneer

LACQUERED



Matt ash grey lacquered



Charcoal grey lacquered



Matt white lacquered



Matt black lacquered

METAL




Titanium grey



Matt white structure



Aluminium



Matt black structure



Brushed steel




Anthracite grey




Matt ash grey lacquered

GLASS



Smoke-coloured glass




Clear glass



Stone grey ceramic glass

LAMINATE



Black laminate

**STONE/
CONCRETE**




Ash grey ceramic



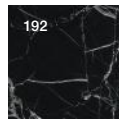
Brown marble ceramic



White marble ceramic




Dark grey stone ceramic



Dark marble ceramic

PLASTIC




Black



Ash grey



White





BOCONCEPT COLLECTION

Explore our standard collection of fabrics and leathers and get up close to over 90 different textures, qualities and colours. [Click here](#) to check out the Fabric and leather guide.

EXTENDED COLOUR RANGE

In addition to our standard fabric colours from the BoConcept collection we offer an [extended colour range](#) on a limited selection of fabrics within the entry level price range.

CONTRACT FABRICS

We have a vast upholstery selection, including fabrics by [Camira](#) - the British heritage maker - and [Gabriel](#) - the Scandinavian one-stop specialist - leading the industry with a focus on long-lasting comfort and durability, innovation and sustainability - all qualities we love. With the addition of selected [Kvadrat](#) fabrics and the [Prescott](#) leather range.

C.O.M. FABRICS

If you can't find the textile you have in mind, our [Customers Own Material](#) (COM) service gives you the option of using textiles on BoConcept products beyond those included in our standard offering.



CONTENT

12	<u>FABRIC TYPES</u>
13	<u>LEATHER TYPES</u>
14	<u>PRICE GROUPS</u>
16	<u>FABRICS AND LEATHER BY COLOUR</u>
20	<u>FABRIC COLLECTION</u>

FABRIC

20	<u>FABRIC COLLECTION</u>
31	<u>AQUA-CLEAN TECHNOLOGY TREATMENT</u>

LEATHER

42	<u>CORRECTED LEATHER</u>
44	<u>SEMI-ANILINE LEATHER</u>
48	<u>PURE ANILINE LEATHER</u>

FABRIC INFO

52	<u>CARE SYMBOLS</u>
53	<u>COMPONENTS ABBREVIATIONS</u>
54	<u>WEAVING</u>
55	<u>DYEING</u>
56	<u>MAINTENANCE & CARE</u>
57	<u>CLEANING RECOMMENDATIONS</u>
58	<u>MARTINDALE</u>
59	<u>PILLING</u>
60	<u>COLOUR FASTNESS TO LIGHT</u>
61	<u>FLAMMABILITY</u>

LEATHER INFO

64	<u>LEATHER IN GENERAL</u>
66	<u>MAINTENANCE & CARE</u>
69	<u>SURFACES</u>
70	<u>NATURAL HALLMARKS</u>
72	<u>NOT ACCEPTED HALLMARKS</u>
73	<u>COLOUR FASTNESS</u>
74	<u>COLOUR FASTNESS TO LIGHT</u>
75	<u>TEAR STRENGTH</u>
76	<u>TESTS</u>

CONTRACT FABRICS

78	<u>EXTENDED COLOUR RANGE</u>
89	<u>CONTRACT FABRICS</u>
101	<u>C.O.M. FABRICS</u>

*Click on the section name for fast sourcing.

FABRIC TYPES

PRICE GROUP 1



LEEDS

PRICE GROUP 2



BRESSO

PRICE GROUP 3



SKAGEN

PRICE GROUP 5



LAZIO

PRICE GROUP 7



NAPOLI



NANI




BRISTOL



VELVET



FRISCO



AVELLINO



CAPRI



RAVELLO



TUSCANY



TOMELILLA

LEATHER TYPES

PRICE GROUP 12



NORDIC GRAIN

PRICE GROUP 13



YORK

PRICE GROUP 14



NORDIC VINTAGE

PRICE GROUPS

BoConcept is 'affordable luxury'. We want to offer a wide assortment of materials and colours in order to cover the formal and casual look in both the entry, core and image price levels.

LEATHER

Our leather collection has been selected to fulfil the needs of the customers in terms of different prices, classifications and colours.

We have 4 different leather price groups based on leather type and qualities. All of our leathers are real cow, ox or buffalo leathers.

FABRIC

Price group 1

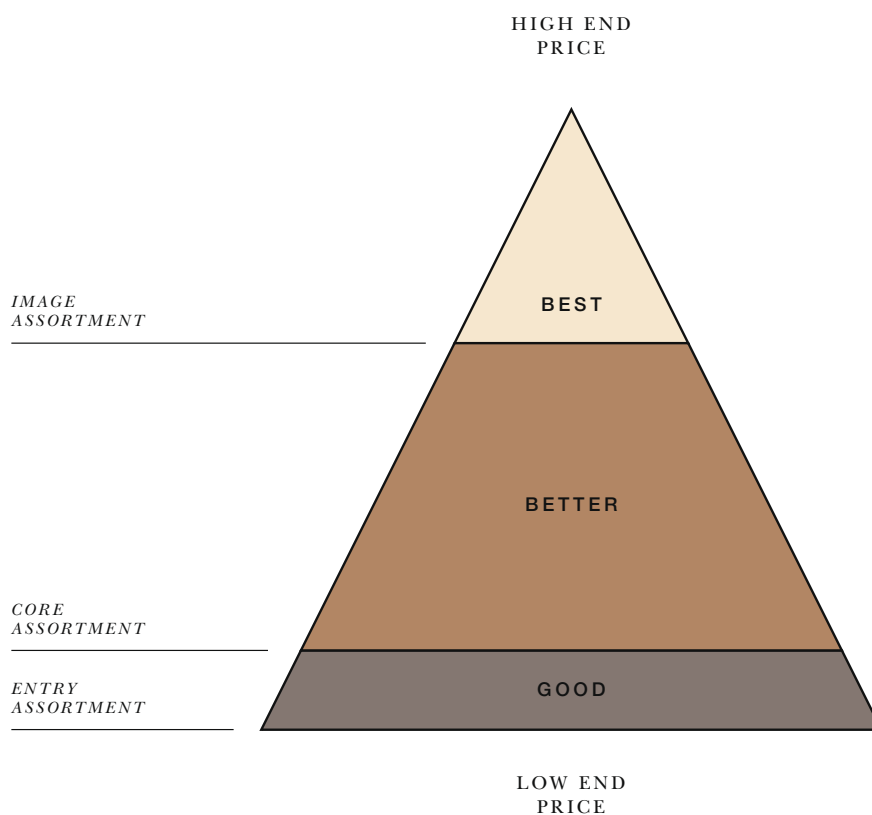
Offers fabrics that are commercial and at entry price level. It is ideal for 'starter' products, basic upholstery lines and everyday heavy domestic use. The colour assortment is basic and no patterns or designs are being offered.

Price group 2

Price group 2 involves fabrics in a very high quality -for an easy-to-maintain upholstery with beautiful looks - mainly in polyester ideal for families.

Price group 3

Offers structured and velvet fabrics and has a wider colour assortment compared to PG1. Soft and durable selection ideal for everyday heavy domestic use. Ideal for families with kids pets and for everyday heavy domestic use. The fabrics have a 'stain repellent' or 'Easy Clean' treatment making these fabrics easier to maintain.



Price group 5

Offers fashionable and trendy fabrics - in both weaving structure and colour assortment - for the 'Premium' or 'Essential' lines, as the fabrics emphasise the beauty and the lines of the furniture. Ideal for families with kids pets and for everyday heavy domestic use. The fabrics have a 'stain repellent' or 'Easy Clean' treatment making these fabrics easier to maintain.

Price group 7

Offers luxurious and classic fabrics in our assortment. Thanks to the noble yarn selection every piece of furniture

will look authentic and unique. A product of a lifetime!



FABRIC BY COLOUR



PG3 White Bresso 3200/6200



PG2 Beige Bristol 3063/6063



PG2 Sand Ravello 3220/6220



PG7 Sand Napoli 2267/8267



PG5 White Lazio 3090/6090



PG2 Sand Bresso 3151/6151



PG2 Beige Ravello 3221/6221



PG14 White Auckland Boucle 3180




PG3 Brown Tuscany 3202/6202



PG1 Sand Nani 2110/8110



PG1 Beige Capri 3230/6230



PG14 Beige Auckland Boucle 3181



PG3 Dusty brown Velvet 3132/6132



PG5 Beige Frisco 2070/8070



PG3 Beige Velvet 3033/6033



PG7 Golden Beige Avellino 3251/6251



PG5 Beige Tomelilla 3145/6145



PG7 Taupe Napoli 2251/8251



PG3 Beige Skagen 3160/6160



PG5 Beige Lazio 3091/6091



PG1 Sand Capri 3231/6231



PG5 Camel Frisco 2057/8057



PG2 Beige Bresso 3150/6150



PG3 Beige Skagen 3161/6161



PG3 Mustard Tuscany 3205/6205



PG3 Beige Tuscany 3201/6201




PG3 Blue Velvet 3031/6031



PG3 Blue Tuscany 3206/6206



PG2 Mustard Bristol 3066/6066




PG5 Bloodstone Lazio 3095/6095



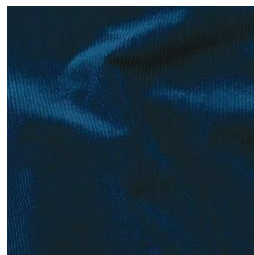
PG1 Blue Capri 3233/6233



PG5 Dark Blue Frisco
2065/8065



PG3 Dusty Red Velvet 3133/6133



PG3 Dark Blue Skagen 3163/6163




PG7 Dark Blue Napoli 2257/8257



PG7 Turquoise Napoli 2253/8253



PG1 Mustard Capri 3234/6234



PG2 Dusty rose Ravello
3224/6224



PG5 Light Blue Frisco 2056/8056



PG5 Blue Tomelilla 3144/6144



PG5 Mustard Tomelilla 3143/6143



PG3 Burgundy Tuscany
3207/6207



PG2 Dusty blue Ravello
3225/6225



PG2 Blue Bristol 3065/6065



PG7 Golden beige napoli 2252/8252



PG7 Red Avellino
3250/6250



PG7 Dusty Blue Avellino
3253/6253



PG3 Steel Skagen 3164/6164



PG5 Light Green Lazio 3092/6092



PG5 Dark Green Lazio 3094/6094



PG5 Light Grey Frisco 2063/8063



PG5 Stone Grey Frisco 2067/8067



PG2 Green Bresso 3153/6153



PG5 Dark Green Frisco 2058/8058



PG7 Silver Grey Napoli 2250/8250




PG3 Grey Tuscany 3203/6203



PG2 Grey Bresso 3152/6152




PG2 Dark Green Bristol 3068/6068



PG3 Green Skagen 3165



PG7 Stone Grey Napoli 2255/8255




PG2 Light Grey Bristol 3060/6060



PG3 Dusty Green Velvet 3032/6032



PG3 Green Tuscany 3204/6204



PG5 Grey Tomelilla 3142/6142



PG8 Olive Green Velvet 3134/6134



PG7 Dusty green Napoli 2268/8268



PG1 Dark Grey Nani 2111/8111



PG2 Dusty green Ravello 3223/6223



PG7 Green Avellino 3252/6252



PG3 Grey Velvet 3030/6030



PG2 Grey Ravello 3222/6222

LEATHER BY COLOUR



PG12 Caramel Nordic grain 5134



PG17 Burgundy Nordic Vintage 5145



PG17 Caramel Nordic Vintage 5150



PG12 Stone Nordic grain 5131



PG12 Black Nordic grain 5130




PG13 Cognac York 5120



PG17 Stone Nordic Vintage 5151



PG12 Taupe Nordic grain 5132




PG12 Green Nordic grain 5133



PG13 Light Brown York 5122



PG13 Olive Green York 5121



PG17 Dark brown Nordic Vintage 5152



Fabric

CAPRI PRICE GROUP 1

Composition: 100% PL recycled
 Weight: 320 g/m2

Martindale: 25.000

OC Low intensity	LD	GD	HD	SD	SC Very high intensity
---------------------	----	----	----	----	---------------------------

Pilling: 4

1 Severe pilling	2	3	4	5 No change
---------------------	---	---	---	----------------

Color light fastness: 5

1 Very poor	2	3	4	5	6	7	8 Outstanding
----------------	---	---	---	---	---	---	------------------

CARE PRODUCTS



Fabric protector

Fabric cleaner

Please look in the Price book for fabric restrictions.

WHY AND WHERE DO WE USE?

The CAPRI fabric has a very rich and soft look. It's perfect for a timeless and neutral room setting and the commercial colours and attractive price point make it ideal for "starter" sofas.

The CAPRI fabric is absolutely high value for money.

Capri is crafted from 100% recycled polyester and is OEKO-TEX® certified. Not only does this fabric offer great affordability, it also reflects our commitment to sustainability and environmental responsibility.

MAINTENANCE

Regularly vacuum the fabric using an upholstery nozzle and low suction. We recommend using low suction because it prevent that fibers or feathers from the sofa penetrating the fabric. Dust will increase the wear on a product. In order to protect fabrics from acid in body sweat, we recommend cleaning the entire piece of furniture that is exposed to direct body contact at least twice a year.

By applying the BoConcept care products, you prevent the risk of stains and dirt penetrating the fabric. Heavily used areas such as seats, arm and backrests require more frequent care.

Avoid placing furniture in high-humidity areas as it may result in mould, discolouration and quality deterioration.

Contact with alcohol, thinner and benzene/benzole will cause colour and quality deterioration. Also avoid contact with chemical materials such as paints, nail polish or nail polish remover.

Jeans and colourful clothes may discolour light fabric surfaces.

TIPS & TRICKS

Protect from wear and tear to ensure longevity of the design with BoConcept care products. We recommend using the BoConcept fabric protector, which adds an invisible layer of protection while maintaining all the positive qualities of the fabric.

For cleaning purposes, the BoConcept Fabric Cleaner is specially designed to remove stains on furniture, carpets, and other fabric surfaces. It can be used on all types of textile and contains no bleaching agents. Please note that our cleaners lose their effect if the fabrics are not pre-treated with Protection care.

Please be aware that the fabric will age with time and wrinkles will occur on large surfaces and this is considered normal.



NANI PRICE GROUP 1

Composition: 100% PL
 Weight: 530 g/m2
 Weaving: Plain
 Dyeing: Piece dyed
 UK version: Back-coated
 Country of origin: China



Martindale: 50.000

OC Low intensity	LD	GD ●	HD	SD	SC Very high intensity
---------------------	----	------	----	----	---------------------------

Pilling: 3 - 4

1 Severe pilling	2	3	4	5 No change
---------------------	---	---	---	----------------

Color light fastness: 6

1 Very poor	2	3	4	5	6	7	8 Outstanding
----------------	---	---	---	---	---	---	------------------

CARE PRODUCTS



Fabric protector

Fabric cleaner

Please look in the Price book for fabric restrictions.



WHY AND WHERE DO WE USE?

The NANI fabric has a very nice fine structure and veining, making it perfect for a timeless modern style. It has the high performance of a synthetic fibre.

Ideal for 'starter' products.

MAINTENANCE

Regularly vacuum the fabric using an upholstery nozzle and low suction. Dust will increase the wear on a product. In order to protect fabrics from acid in body sweat, we recommend cleaning the entire piece of furniture that is exposed to direct body contact at least twice a year.

By applying the BoConcept care products, you prevent the risk of stains and dirt penetrating the fabric. Heavily used areas such as seats, arm and backrests require more frequent care.

Avoid placing furniture in high-humidity areas as it may result in mould, discolouration and quality deterioration.

Contact with alcohol, thinner and benzene/benzole will cause colour and quality deterioration. Also avoid contact with chemical materials such as paints, nail polish or nail polish remover.

Jeans and colourful clothes may discolour light fabric surfaces.

TIPS & TRICKS

Protect from wear and tear to ensure longevity of the design with BoConcept care products. We recommend using the BoConcept fabric protector, which adds an invisible layer of protection while maintaining all the positive qualities of the fabric.

For cleaning purposes, the BoConcept Fabric Cleaner is specially designed to remove stains on furniture, carpets, and other fabric surfaces. It can be used on all types of textile and contains no bleaching agents. Please note that our cleaners lose their effect if the fabrics are not pre-treated with Protection care.

Please be aware that the fabric will age with time and wrinkles will occur on large surfaces and this is considered normal.

BRESSO **PRICE GROUP 2**

Composition: 90% PL - 10% PA

Back: 100% PL

Weight: 370 g/m²

Weaving: Waffle pique

Dyeing: Piece dyed

UK version: treated with an Eco-friendly,

UKAS certified and approved fireretardant backing.

Country of origin: China

Martindale: >50.000

OC Low intensity	LD	GD	HD	SD	SC Very high intensity
----------------------------	-----------	-----------	-----------	-----------	----------------------------------

Pilling: 3 - 4

1 Severe pilling	2	3	4	5 No change
----------------------------	----------	----------	----------	-----------------------

Color light fastness: 6

1 Very poor	2	3	4	5	6	7	8 Outstanding
-----------------------	----------	----------	----------	----------	----------	----------	-------------------------



CARE PRODUCTS



Fabric protector

Fabric cleaner

Please look in the Price book for fabric restrictions.

Bresso waffle piqué is a single-chain and single-ply fabric and therefore does not belong to the piqué type of fabric. The similar pattern effect to the original piqué is created by the so-called waffle weave with corresponding warp and weft floats.

The microfiber material of this upholstery fabric is based on a coarse, square weave, the visual appearance of which is substantially refined by napping the surface. This also benefits the feel of the fabric – it makes it extremely soft. Bresso therefore, also owes its appeal to an extraordinary texture.

MAINTENANCE

Regularly vacuum clean the fabric using an upholstery nozzle and low suction. Dust will increase the wear on a product. In order to protect fabrics from acid in body sweat, we recommend cleaning the entire piece of furniture that is exposed to direct body contact at least twice a year.

By applying the BoConcept care products, you prevent the risk of stains and dirt penetrating the fabric. Heavily used areas such as seats, arm and backrests require more frequent care. Avoid placing furniture in high-humidity areas as it may result in mould, discoloration and quality deterioration. Contact with alcohol, thinner and benzene/benzole will cause color and quality deterioration. Also avoid contact with chemical materials such as paints,

nail polish or nail polish remover. Jeans and colorful clothes may discolor light fabric surfaces.

TIPS & TRICKS

Please note that fabric will eventually change its appearance. If exposed to sunlight or heat sources such as radiators, the fabric will fade. If not maintained correctly the fabric will darken because of dirty. New covers may not have the exact same shade as the old ones due to wear and tear. The difference in tonality will, in most cases, even out with time.

Protect from wear and tear to ensure longevity of the design with BoConcept care products. We recommend using the BoConcept fabric protector, which adds an invisible layer of protection while maintaining all the positive qualities of the fabric. For cleaning purposes, the BoConcept Fabric Cleaner is specially designed to remove stains on furniture, carpets, and other fabric surfaces. It can be used on all types of textile and contains no bleaching agents. Please note that our cleaners lose their effect if the fabrics are not pre-treated with Protection care.

Wrinkles on wide areas of a surface are considered normal.

Loop pulls are to be expected when hooked with pointed objects or Velcro fasteners.



BRISTOL PRICE GROUP 2

Composition: 100% PL
 Weight: 370 g/m2
 Weaving: Plain
 Dyeing: Yarn dyed
 FR version: back coated
 Country of origin: China



Martindale: 30.000

OC <small>Low intensity</small>	LD	GD	HD	SD	SC <small>Very high intensity</small>
---	-----------	-----------	-----------	-----------	---

Pilling: 4 - 5

1 <small>Severe pilling</small>	2	3	4	5 <small>No change</small>
---	----------	----------	----------	--------------------------------------

Color light fastness: 4

1 <small>Very poor</small>	2	3	4	5	6	7	8 <small>Outstanding</small>
--------------------------------------	----------	----------	----------	----------	----------	----------	--

CARE PRODUCTS



Fabric protector

Fabric cleaner

Please look in the Price book for fabric restrictions.



WHY AND WHERE DO WE USE?

BRISTOL is the perfect choice for an easy-to-maintain upholstery with beautiful looks. The fabric features a tactile plain weave that creates a subtle texture and timeless expression.

FABRIC CHARACTERISTICS

The fabric colour can vary due to the chenille effect in the fabric. This can be adjusted by stroking the fabric and hereby aligning the direction of the piles. All pile and chenille fabrics are subject to pressure markings. This must be accepted especially on areas of the fabric subjected to preferential use. Pile flattening may be restored to some degree by gently steaming and brushing with a soft brush to 'lift' the pile. Avoid vigorous brushing as this could result in permanent damage.

Light creases are to be expected as your new furniture is setting in. All materials display this characteristic adding beauty and uniqueness to your piece of furniture. The extent varies depending on cushions and your choice of fabric.

MAINTENANCE

Regularly vacuum the fabric. Dust will increase the wear on a product. In order to protect fabrics from acid in body sweat, we recommend cleaning the entire piece of furniture that is exposed to direct body contact at least twice a year. By applying the BoConcept care products, you prevent the risk of stains and dirt penetrating the fabric. Heavily

used areas such as seats, arm and backrests require more frequent care.

Avoid placing furniture in high-humidity areas as it may result in mould, discolouration and quality deterioration. Contact with alcohol, thinner and benzene/benzole will cause colour and quality deterioration. Also avoid contact with chemical materials such as paints, nail polish or nail polish remover. Jeans and colourful clothes may discolour light fabric surfaces.

TIPS & TRICKS

Protect from wear and tear to ensure longevity of the design with BoConcept care products. We recommend using the BoConcept fabric protector, which adds an invisible layer of protection while maintaining all the positive qualities of the fabric.

For cleaning purposes, the BoConcept Fabric Cleaner is specially designed to remove stains on furniture, carpets, and other fabric surfaces. It can be used on all types of textile and contains no bleaching agents. Please note that our cleaners lose their effect if the fabrics are not pre-treated with Protection care.

Please be aware that the fabric will age with time and wrinkles will occur on large surfaces and this is considered normal.

RAVELLO PRICE GROUP 2

Composition: 100% Polyester

Martindale: 50.000

Pilling: 5

Colour light fastness: 4

Weight: 580 g/m2

Martindale: 50.000

OC Low intensity	LD	GD	HD	SD	SC Very high intensity
----------------------------	-----------	-----------	-----------	-----------	----------------------------------

Pilling: 3 - 4

1 Severe pilling	2	3	4	5 No change
----------------------------	----------	----------	----------	-----------------------

Color light fastness: 6

1 Very poor	2	3	4	5	6	7	8 Outstanding
-----------------------	----------	----------	----------	----------	----------	----------	-------------------------

CARE PRODUCTS



Fabric protector

Fabric cleaner

Please look in the Price book for fabric restrictions.

MAINTENANCE

Regularly vacuum the fabric. Dust will increase the wear on a product. In order to protect fabrics from acid in body sweat, we recommend cleaning the entire piece of furniture that is exposed to direct body contact at least twice a year. By applying the BoConcept Protection products, you prevent the risk of stains and dirt penetrating the fabric. Heavily used areas such as seats, arms and backrests require more frequent care. Velvet will look different from one angle to another as the fibres catch the light differently. This colour play/iridescence can be mistaken for 'spots', but it is the natural characteristic of chenille fabric and is therefore not a case of faulty fabric. All velvets are subject to pressure marking. This must be accepted especially on areas of the fabric subjected to preferential use. Pile flattening may be restored to some degree by gently steaming and brushing with a soft brush to 'lift' the pile. Avoid vigorous brushing as this could result in permanent damage. Avoid placing furniture in high-humidity areas as it may result in mould, discolouration and quality deterioration. Contact with alcohol, thinner and benzene/benzole will cause colour and quality deterioration. Also avoid contact with chemical materials such as paints, nail polish or nail polish remover. Jeans and colourful clothes may discolour light fabric surfaces.





SKAGEN PRICE GROUP 3

Composition: 85% PL - 15% PA

Back: 100% PL none-woven

Weight: 330 g/m²

Weaving: Woven fabric with pile

Dyeing: Piece dyed

UK version: FR Back-coating

Country of origin: China



 Stain and water repellent treatment.

OEKO-TEX standard 100 certified.

Martindale: >50.000

OC Low intensity	LD	GD	HD	SD	SC Very high intensity
----------------------------	-----------	-----------	-----------	-----------	----------------------------------

Pilling: 4 - 5

1 Severe pilling	2	3	4	5 No change
----------------------------	----------	----------	----------	-----------------------

Color light fastness: 7

1 Very poor	2	3	4	5	6	7	8 Outstanding
-----------------------	----------	----------	----------	----------	----------	----------	-------------------------

CARE PRODUCTS



Fabric protector

Fabric cleaner

Please look in the Price book for fabric restrictions.



Corduroy is back in fashion and in the furniture industry. The fabric gives a reminder of the 70's combined with the vibrant feel of today.

The narrow lines in the Skagen fabric, like a 'striped' velvet effect, ensure a beautiful and characteristic expression that is both elegant and modern. The corduroy fabric feels incredibly soft and comes with a stabilizing fleece backing in a very durable quality. The fabric has been given a stain and water repellent treatment and is certified according to Standard 100 by OEKO TEX.

MAINTENANCE

Regularly vacuum the fabric using an upholstery nozzle and low suction. Dust will increase the wear on a product.

In order to protect fabrics from acid in body sweat, we recommend cleaning the entire piece of furniture that is exposed to direct body contact at least twice a year.

By applying the BoConcept care products, you prevent the risk of stains and dirt penetrating the fabric. Heavily used areas such as seats, arm and backrests require more frequent care. Avoid placing furniture in high-humidity areas as it may result in mould, discoloration and quality deterioration. Contact with alcohol, thinner and benzene/benzole will cause color and quality deterioration. Also avoid contact with chemical materials such as paints, nail polish or nail polish remover. Jeans and colorful clothes may discolor light fabric surfaces.

TIPS & TRICKS

Skagen will look different from one angle to another as the fibers catch the light differently. This color-play is the natural characteristics of the fabric, not a case of faulty fabric. Please note that fabric will eventually change its appearance. If exposed to sunlight or heat sources such as radiators, the fabric will fade. If not maintained correctly the fabric will darken because of dirty. New covers may not have the exact same shade as the old ones due to wear and tear. The difference in tonality will, in most cases, even out with time.

Wrinkles on wide areas of a surface are considered normal. Loop pulls are to be expected when hooked with pointed objects or Velcro fasteners.

Protect from wear and tear to ensure longevity of the design with BoConcept care products. We recommend using the BoConcept fabric protector, which adds an invisible layer of protection while maintaining all the positive qualities of the fabric. For cleaning purposes, the BoConcept Fabric Cleaner is specially designed to remove stains on furniture, carpets, and other fabric surfaces. It can be used on all types of textile and contains no bleaching agents. Please note that our cleaners lose their effect if the fabrics are not pre-treated with Protection care.

VELVET PRICE GROUP 3

Composition: 100% PL
 Weight: 300 g/m2
 Weaving: Velvet
 Dyeing: Pieced dyed
 FR version: Back-coated
 Country of origin: Italy



Martindale: 100.000

OC Low intensity	LD	GD	HD	SD	SC Very high intensity
---------------------	----	----	----	----	---------------------------

Pilling: 5

1 Severe pilling	2	3	4	5 No change
---------------------	---	---	---	----------------

Color light fastness: 4 - 6

1 Very poor	2	3	4	5	6	7	8 Outstanding
----------------	---	---	---	---	---	---	------------------

CARE PRODUCTS



Fabric protector

Fabric cleaner

Please look in the Price book for fabric restrictions.



WHY AND WHERE DO WE USE?

VELVET is a polyester velvet – a key element both in interior design and in fashion. Velvet has a special structure that adds a soft and inviting look to the furniture. It is perfect for a more formal style and for combining with neutral tones and wooden materials.

Ideal for 'Essential' products and customers, who want a modern, yet classy atmosphere.

MAINTENANCE

Regularly vacuum the fabric using an upholstery nozzle and low suction. Dust will increase the wear on a product. In order to protect fabrics from acid in body sweat, we recommend cleaning the entire piece of furniture that is exposed to direct body contact at least twice a year.

By applying the BoConcept care products, you prevent the risk of stains and dirt penetrating the fabric. Heavily used areas such as seats, arm and backrests require more frequent care.

Avoid placing furniture in high-humidity areas as it may result in mould, discolouration and quality deterioration.

Contact with alcohol, thinner and benzene/benzole will cause colour and quality deterioration. Also avoid contact with chemical materials such as paints, nail polish or nail polish remover.

Jeans and colourful clothes may discolour light fabric surfaces.

TIPS & TRICKS

VELVET will look different from one angle to another as the fibres catch the light differently. This colour play/iridescence can be mistaken for 'spots', but it is the natural characteristics of a chenille fabric and is therefore not a case of faulty fabric.

All velvets are subject to pressure marking. This must be accepted especially on areas of the fabric subjected to preferential use. Pile flattening may be stored to some degree by gently steaming and brushing with a soft brush to 'lift' the pile. Avoid vigorous brushing as this could result in permanent damage. If the velvet is crushed and the pile removed it is impossible to recover the pile and the surface is totally damaged. Vacuuming at high suction will pull out the fibres and damage the surface.

We recommend using the BoConcept fabric protector, which adds an invisible layer of protection while maintaining all the positive qualities of the fabric. For cleaning purposes, the BoConcept Fabric Cleaner is specially designed to remove stains on furniture, carpets, and other fabric surfaces. It can be used on all types of textile and contains no bleaching agents. Please note that our cleaners lose their effect if the fabrics are not pre-treated with Protection care.

TUSCANY PRICE GROUP 3

Composition: 100% polyester,
 OEKO-TEX Standard 100 certification
 Weight: 630 g/m2

Martindale: 22.000

OC Low intensity	LD	GD	HD	SD	SC Very high intensity
----------------------------	-----------	-----------	-----------	-----------	----------------------------------

Pilling: 5

1 Severe pilling	2	3	4	5
----------------------------	----------	----------	----------	----------

Color light fastness: 4-6

1 Very poor	2	3	4	5	6	7	8 Outstanding
-----------------------	----------	----------	----------	----------	----------	----------	-------------------------

CARE PRODUCTS



Fabric protector

Fabric cleaner

Please look in the Price book for fabric restrictions.



TUSCANY is a jacquard woven chenille fabric with a pleasant tactile finish. Available in several different shades to complement your space and style, its richly layered texture gives your furniture design a unique mix of colors.

FABRIC CHARACTERISTICS

All chenille fabrics can be marked when under pressure. Although the brushing effect is restored to some degree, pressure marks are a natural feature of the fabric, especially in heavily used areas.

MAINTENANCE

Vacuum the fabric periodically. Dust increases wear and tear on a product. In order to protect fabrics from the acid contained in body sweat, we recommend thoroughly cleaning any furniture exposed to direct contact with the body at least twice a year. By applying BoConcept protection products, you can prevent stains and dirt from penetrating the fabric. High-use areas such as seats, armrests, and backrests require more frequent care.

Avoid placing the furniture in areas with high humidity, as this can lead to the appearance of mold and discoloration, as well as a deterioration in its quality. Contact with alcohol, solvents and benzene/benzol will cause deterioration of color and quality. Also avoid contact with chemicals such as paints, nail polish and nail polish remover. Jeans and brightly colored clothing can stain light-colored fabrics.



LAZIO PRICE GROUP 5

Composition: 34% PC - 24% CO - 14% WO - 12% VI - 12% PL - 4% LI

Weight: 620 g/m2

Weaving: Plain

Dyeing: Yarn dyed

UK version: Back-coated

Country of origin: Italy



Martindale: 30.000

OC Low intensity	LD	GD	HD	SD	SC Very high intensity
----------------------------	-----------	-----------	-----------	-----------	----------------------------------

Pilling: 4

1 Severe pilling	2	3	4	5 No change
----------------------------	----------	----------	----------	-----------------------

Color light fastness: 5

1 Very poor	2	3	4	5	6	7	8 Outstanding
-----------------------	----------	----------	----------	----------	----------	----------	-------------------------

CARE PRODUCTS



Fabric protector

Fabric cleaner

Please look in the Price book for fabric restrictions.



The textured Lazio fabric meets the trend in consumers preference for more chunky soft textures and comfortable fabrics.

Lazio has the appearance of a boucle fabric, characterized by its heavy look and uneven structure.

The Lazio fabric unfolds new stories as you interact with it. Get close and examine the intricate structure and its mixed colour palette.

Step away and be mesmerized by its interplay with light and shadow. It's a fabric that begs to be touched, delivering a rich softness and drape that lends beauty to any form.

The cotton-wool blend is designed by heritage Italian fabric house, Mario Sirtori.

MAINTENANCE

Regularly vacuum the fabric using an upholstery nozzle and low suction. Dust will increase the wear on a product. In order to protect fabrics from acid in body sweat, we recommend cleaning the entire piece of furniture that is exposed to direct body contact at least twice a year.

By applying the BoConcept care products, you prevent the risk of stains and dirt penetrating the fabric. Heavily used areas such as seats, arm and backrests require more frequent care.

Avoid placing furniture in high-humidity areas as it may result in mould, discolouration and quality deterioration.

Contact with alcohol, thinner and benzene/benzole will cause colour and quality deterioration. Also avoid contact with chemical materials such as paints, nail polish or nail polish remover.

Jeans and colourful clothes may discolour light fabric surfaces.

TIPS & TRICKS

Please be aware that the fabric will age with time and wrinkles will occur on large surfaces and this is considered normal

Protect from wear and tear to ensure longevity of the design with BoConcept care products. We recommend using the BoConcept fabric protector, which adds an invisible layer of protection while maintaining all the positive qualities of the fabric. For cleaning purposes, the BoConcept Fabric Cleaner is specially designed to remove stains on furniture, carpets, and other fabric surfaces. It can be used on all types of textile and contains no bleaching agents. Please note that our cleaners lose their effect if the fabrics are not pre-treated with Protection care.

FRISCO PRICE GROUP 5

Composition: 100% PL
 Weight: 450 g/m2
 Weaving: Plain
 Dyeing: Piece dyed
 UK version: Back-coated
 Country of origin: Spain



AquaClean & EasyClean

Martindale: 140.000

OC Low intensity	LD	GD	HD	SD	SC Very high intensity
----------------------------	-----------	-----------	-----------	-----------	----------------------------------

Pilling: 4 - 5

1 Severe pilling	2	3	4	5 No change
----------------------------	----------	----------	----------	-----------------------

Color light fastness: 4 - 5

1 Very poor	2	3	4	5	6	7	8 Outstanding
-----------------------	----------	----------	----------	----------	----------	----------	-------------------------

Please look in the Price book for fabric restrictions.

WHY AND WHERE DO WE USE?

The FRISCO fabric is a woven polyester fabric. It is ideal for heavy domestic use and perfect for tight/non-removable covers. It is recommended for the practical household.

MAINTENANCE

FRISCO has a unique and patented AquaClean technology treatment. This treatment can last throughout the lifetime of the fabric, and it does not degrade with time. The AquaClean technology allows you to clean the majority of household stains and general soiling without having to resort to the washing machine. However, if needed, you can wash FRISCO at 30°.

Regularly vacuum the fabric. Dust will increase the wear on a product.

Avoid placing furniture in high-humidity areas as it may result in mould, discolouration and quality deterioration.

Contact with alcohol, thinner and benzene/benzole will cause colour and quality deterioration. Also avoid contact

with chemical materials such as paints, nail polish or nail polish remover.

Jeans and colourful clothes may discolour light fabric surfaces.

Please find more information about the AquaClean technology in the Care & Maintenance section.

TIPS & TRICKS

DO NOT use BoConcept care products on FRISCO.

Please be aware that the fabric will age with time and wrinkles will occur on large surfaces and this is considered normal. Due to the elasticity of the fabric the stitchings on loose cushions will not always be in perfect straight lines.



AQUA-CLEAN TECHNOLOGY TREATMENT

AquaClean is a patented treatment that ensures a furniture with limited maintenance. The treatment covers every single fibre with an invisible molecular coating keeping dirt from penetrating into the fibres. The AquaClean technology allows you to clean the majority of household stains and general soiling without having to resort to the washing machine.

This treatment can last throughout the lifetime of the fabric, and it does not degrade with time. Note that every type of fabric has different cleaning instructions. Also, consumers can use different types of detergent or washing machine programs. Presuming one yearly machine wash of the sofa fabric, the AquaClean fabrics endure our 10 washing machine cycles, giving them a life expectancy of 10 years.

CLEANING RECOMMENDATIONS

Immediately remove as much of the spilled substance as you can without rubbing the substance further into the fabric. Then pour a small amount of water onto the stain. Enough to dissolve the stain but it should not soak the fabric entirely!

Rub the stain softly in circles with a clean, uncoloured paper towel. Continue to change the paper towel for a new, clean paper towel as often as required otherwise the stain will smudge. Add more water if necessary and repeat the treatment until the stain has disappeared.

It may be necessary to repeat the treatment several times. Let the fabric dry to see if the stain has gone. If not, repeat the treatment. We cannot

guarantee that the toughest household stains can be removed entirely.

Some stains may require that you add water and a dab of soap. This may also be necessary for light fabrics which are more difficult to clean than dark fabrics. If possible, we recommend removing the cover to protect the upholstery from becoming wet.

So far the only aqua clean treatment we have is Frisco



TIPS & TRICKS

Do not use BoConcept textile protection on fabrics with AquaClean technology.

Stains from pens and markers can easily be removed with water. This makes this fabric ideal for families

with small children or pets. It is also ideal for contract furniture thanks to its high Martindale and easy cleaning properties.

Steaming will **NOT** damage the coating.

TOMELILLA **PRICE GROUP 5**

Composition: 100% PC
 Weight: 560 g/m2
 Weaving: Jacquard
 Dyeing: Yarn dyed
 UK version: Back-coated
 Country of origin: Italy



Martindale: 50.000

OC Low intensity	LD	GD	HD	SD	SC Very high intensity
----------------------------	-----------	-----------	-----------	-----------	----------------------------------

Pilling: 4-5

1 Severe pilling	2	3	4	5 No change
----------------------------	----------	----------	----------	-----------------------

Color light fastness: 7

1 Very poor	2	3	4	5	6	7	8 Outstanding
-----------------------	----------	----------	----------	----------	----------	----------	-------------------------

CARE PRODUCTS



Fabric protector

Fabric cleaner

Please look in the Price book for fabric restrictions.



More customers are desiring structured fabrics. Our most textured fabrics: corduroy, boucle and heavy boucle follow this trend.

However, some consumers want a subtler take on the trend, alternatively our chenille woven fabric.

Tomelilla offers an enticing sheen with a light and dark mélange effect. The fabric has a satisfyingly soft feel and gives designs a contemporary expression, combined with a strong durability.

MAINTENANCE

Regularly vacuum the fabric using an upholstery nozzle and low suction. Dust will increase the wear on a product. In order to protect fabrics from acid in body sweat, we recommend cleaning the entire piece of furniture that is exposed to direct body contact at least twice a year.

By applying the BoConcept care products, you prevent the risk of stains and dirt penetrating the fabric. Heavily used areas such as seats, arm and backrests require more frequent care. Avoid placing furniture in high-humidity areas as it may result in mould, discoloration and quality deterioration.

Contact with alcohol, thinner and benzene/benzole will cause color and quality deterioration. Also avoid contact with chemical materials such as paints, nail polish or nail polish remover. Jeans and colorful clothes may discolor light fabric surfaces.

TIPS & TRICKS

Please note that fabric will eventually change its appearance. If exposed to sunlight or heat sources such as radiators, the fabric will fade. If not maintained correctly the fabric will darken because of dirt. New covers may not have the exact same shade as the old ones due to wear and tear. The difference in tonality will, in most cases, even out with time.

Wrinkles on wide areas of a surface are considered normal. Loop pulls are to be expected when hooked with pointed objects or Velcro fasteners.

Chenille fabrics tend to be subjected to pressure marks and creases. This characteristic must be considered an inherent part of the fabric and can never be regarded as a fault.

We recommend using the BoConcept fabric protector, which adds an invisible layer of protection while maintaining all the positive qualities of the fabric. For cleaning purposes, the BoConcept Fabric Cleaner is specially designed to remove stains on furniture, carpets, and other fabric surfaces. It can be used on all types of textile and contains no bleaching agents. Please note that our cleaners lose their effect if the fabrics are not pre-treated with Protection care.

NAPOLI PRICE GROUP 7

Composition: 79% CO - 21% PL

Weight: 440 g/m2

Weaving: Velvet

Dyeing: Pieced dyed

UK version: Back-coated

Country of origin: Italy



Martindale: >50.000

OC Low intensity	LD	GD	HD	SD	SC Very high intensity
---------------------	----	----	----	----	---------------------------

Pilling: 4 - 5

1 Severe pilling	2	3	4	5 No change
---------------------	---	---	---	----------------

Color light fastness: 6 - 7

1 Very poor	2	3	4	5	6	7	8 Outstanding
----------------	---	---	---	---	---	---	------------------

CARE PRODUCTS



Fabric protector

Fabric cleaner

Please look in the Price book for fabric restrictions.



WHY AND WHERE DO WE USE?

NAPOLI is a corduroy velvet fabric developed exclusively for BoConcept. It is a woven fabric composed of twisted fibres that, when woven, lie parallel in order to form a distinct pattern like a 'cord'. The fabric looks as if it is made from multiple cords laid parallel to each other and then stitched together (hence the name corduroy).

NAPOLI undergoes a special treatment that prevents the creation of deep folds and markings if crushed. This is thanks to a tumbling finish made by using a special equipment similar to a washing machine, in which the fabric is dried and mechanically crushed with warm air. In addition, the vintage look helps to disguise a possible flatten of the pile.

NAPOLI has a soft and pleasant hand feel with a vintage look with a very modern appeal.

MAINTENANCE

Regularly vacuum the fabric. Dust will increase the wear on a product. In order to protect fabrics from acid in body sweat, we recommend cleaning the entire piece of furniture that is exposed to direct body contact at least twice a year.

By applying the BoConcept care products, you prevent the risk of stains and dirt penetrating the fabric. Heavily used areas such as seats, arm and backrests require more frequent care.

Avoid placing furniture in high-humidity areas as it may result in mould, discolouration and quality deterioration.

Contact with alcohol, thinner and benzene/benzole will cause colour and quality deterioration. Also avoid contact with chemical materials such as paints, nail polish or nail polish remover. Jeans and colourful clothes may discolour light fabric surfaces.

TIPS & TRICKS

All velvets are subject to pressure marking. This must be accepted especially on areas of the fabric subjected to preferential use. Pile flattening may be stored to some degree by gently steaming and brushing with a soft brush to 'lift' the pile. Avoid vigorous brushing as this could result in permanent damage.

When NAPOLI is sewn with a double needle weaving machine in the attempt to create the unique double stitching look, the needle inevitably crushes the pile and therefore creates a visible stripe effect on the fabric. On some colours this is more evident than on others. If the velvet is crushed and the pile removed it is impossible to recover the pile and the surface is totally damaged.

We recommend using the BoConcept fabric protector, and the BoConcept Fabric Cleaner to protect from wear and tear and to ensure longevity of the design

AVELLINO

PRICE GROUP 7

Composition: 70% Cotton, 15% Acrylic,
8% Polyester, 6% Wool, 1% Polyamid

Weight: 760g

Martindale: 25.000

OC Low intensity	LD	GD	HD	SD	SC Very high intensity
---------------------	----	----	----	----	---------------------------

Pilling: 3 - 5

1 Severe pilling	2	3	4	5 No change
---------------------	---	---	---	----------------

Color light fastness: 5

1 Very poor	2	3	4	5	6	7	8 Outstanding
----------------	---	---	---	---	---	---	------------------

*Please look in the Price book for
fabric restrictions.*

An Italian-made fabric that's both rich in texture and a statement of sophistication. Offering a diverse range of colour options to suit every taste and interior style, this material will infuse any space with warmth and a touch of refinement.


FABRICS CHARACTERISTICS

Light creases are to be expected as your new furniture is setting in. All materials display this characteristic adding beauty and uniqueness to your piece of furniture. The extent varies depending on cushions and your choice of fabric.

MAINTENANCE

Use BoConcept leather care products for protection and apply before use. For general cleaning use only a clean, dry and non-abrasive white soft cloth. If necessary, wipe or lightly rub the entire surface with a clean, soft cloth wrung in soapy water (detergent only).

Regularly vacuum under seat cushions using a soft brush nozzle to avoid scratching the surface. Avoid placing furniture in direct sunlight and sources of heat to prevent colour fading. Contact with alcohol, thinner and benzene/benzole will cause colour and quality deterioration. Also avoid contact with chemical materials such as paints, nail polish or nail polish remover. Jeans and colourful clothes may discolour light leather surfaces.



STAIN REPELLENT TREATMENT

WATER AND OIL REPELLENCY



You will find this symbol on the labels of fabrics which have been treated to be stain repellent.

Oil and Water Repellency means that the material has the ability to withstand penetration of liquid soils under specific conditions.

The treatment does not influence the look, breathability and feeling of the fabric.

You can recognise the fabrics that have been treated by placing a drop of water on them and observing if the water drop remains on the surface or gets absorbed by the fabric. This test should be performed by letting the fabric receive the weight of the drop and not adding any extra pressure on it.

The drops should stay on the surface for at least 30 seconds.

It is important to know that the water resistance of a fabric depends on the

nature of the fibres, the surface, the porosity and the pressure with which the water is added. These fabrics also have open pores and are permeable to air and water vapour.

The water repellency does not necessarily mean that it is water proof. Once the hydrostatic pressure is high enough the fabric will allow the water to pass through its fibres.

The treatment can last during the whole life of the fabric and it does not degrade over time if not machine washed. If washed it will last approximately 5 washing cycles.





AUCKLAND BOUCLE PRICE GROUP 14

Composition: 25% Wool, 24% Alpaca

Wool, 26% Cotton and 25% Acrylic

Weight: 910 g/m²

Weaving: Jacquard

Dyeing: Yarn dyed

UK version: FR inherent

Country of origin: Italy



Dry clean only, no steaming.


Martindale: 18.000



Pilling: 3



Color light fastness: 7



Please look in the Price book for fabric restrictions.

Auckland Boucle is introduced on selected designs; Dublin and Charlotte living chairs, Princeton lounge chair and Eden poufs. The fabric is introduced in two colors, white and beige.

Auckland Boucle is a very chunky, heavy fabric with serious texture. It is made of nubby, looped fibers which are very soft to the touch.

The consumer search for soft, cozy and welcoming textures now more than ever. Trend forecasts talk about stimulation of the tactile senses – how we like to touch and feel stuff in our homes. Boucle is a simple way to add texture to a space and an easy way to make any room feel cozy.

The Auckland Boucle fabric is woven from Wool, Alpaca Wool, Cotton and Acrylic

The word bouclé comes from the French word meaning “curled” or “ringed”.

This is for sure the characteristics on this fabric as the curly effect is very big and very open on the Auckland Boucle. As the Auckland Boucle comes with a very heavy and curled look, it is not suitable for all designs - nor every customer.

Like any fabric there are elements that should be considered to make sure your customer is getting the best option for their home. Make sure that you and your customer is aligned. If in any doubt, go for the safer choice - the Lazio fabric.

MAINTENANCE

For a fabric like Auckland Boucle other characteristics than “normal” must be expected.

The Auckland Boucle fabric offers a lower Martindale than the remaining collection.

Please be aware that the big open ‘curls’ makes the fabric more fragile and there will be a loose thread if the fabric catches a button, cuffs, toys etc.

Loop pulls are to be expected when hooked with pointed objects or Velcro fasteners.

The fabric is really heavy and fluffy. Like on rugs and knitted blouses you will - with everyday use - see the surface peeling and over time the heavy and fluffy surface will become thinner and more open. We recommend gentle vacuum cleaning with a soft nozzle and low suction.

Avoid placing furniture in high-humidity areas as it may result in mould, discoloration and quality deterioration. Do not use BoConcept fabric cleaner or protection. We recommend dry clean only and no steaming.

Contact with alcohol, thinner and benzene/benzole will cause color and quality deterioration. Also avoid contact with chemical materials such as paints, nail polish or nail polish remover. Jeans and colorful clothes may discolor light fabric surfaces.





Leather

NORDIC GRAIN **PRICE GROUP 12**

Price Group: 12

Raw material: Cow

Country of origin: Scandinavia

Classification: Semi-aniline leather

Classic and timeless, NORDIC GRAIN is a high-quality, fully traceable, biodegradable leather created in partnership with SPOOR. Handmade with Scandinavian hides, this beautiful and ethical leather is processed in a way that ensures a uniform surface, so every piece is consistent in colour, pattern and texture.

CHARACTERISTICS

NORDIC GRAIN is a semi-aniline quality leather, crafted from Scandinavian hides that can be traced all the way back to the farm and the animal. The leather is processed in a way to guarantee a uniform surface, so every piece is consistent in color, pattern and texture. The protected finish makes the leather very strong and resistant to scratches, stains and fading caused by sunlight.

MAINTENANCE

Use BoConcept leather care products for protection and apply them before use. We recommend using BoConcept Leather Cleaner for cleaning the entire sofa/chair 2-3 times a year. For general cleaning use only a clean, dry and non-abrasive white soft cloth. If necessary, wipe or lightly rub the entire surface with a clean, soft cloth wrung in soapy water (detergent only). Regularly vacuum under seat cushions using a soft brush nozzle to avoid scratching the surface. Avoid placing furniture in direct sunlight and sources of heat to prevent colour fading. Contact with alcohol, thinner and benzene/benzole will cause colour and quality deterioration. Also avoid contact with chemical materials such as paints, nail polish or nail polish remover. Jeans and colourful clothes may discolour light leather surfaces.

CARE PRODUCTS



Leather cleaner

Leather conditioner

Please look in the Price book for fabric restrictions.



SEMI-ANILINE LEATHER

Semi-aniline leather is also a comfortable and soft high-quality leather. The main difference between pure aniline and semi-aniline is that the top grain has been added a layer of colour making the surface a bit more resistant. The pits are still open and visible allowing the leather to breathe and adapt to room and body temperature.

The look is still natural and the hide will have variations since the natural grain and hallmarks such as insect bites, scars and wrinkles have NOT been removed.

These are part of the charm and characteristics of an semi-aniline leather.

Colour variations within the same hide, and even more from one dye lot to another, are to be considered a part of the characteristic of natural leathers, since the colour pigmentation is absorbed based on the natural surface of the leather.

Another great characteristic of a semi-aniline is that it will develop patina over time. Semi-aniline is still susceptible to absorbing liquid and stains due to the natural porosity of the hide, so

even with protection the daily use and exposure will eventually change the look completely.

Frequent care and correct use of the leather protection cleaner and cream is really important. The treatment does not influence the breathability.



EXAMPLES OF ACCEPTED HALLMARKS ON SEMI-ANILINE LEATHER:




Fat wrinkles



Areas with low grain



Closed healed scars



Grain variation

TIPS & TRICKS

Remember to demonstrate the different characteristics of a semi - aniline leather using the big samples in the showroom,

show them how to spot the hallmarks that characterize high-quality leather.

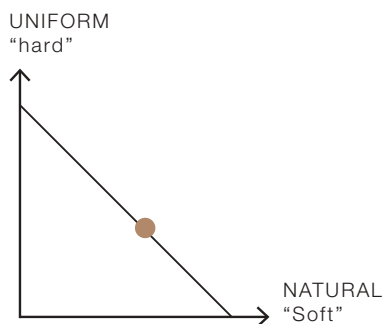
All leathers will stretch during use and creasing will eventually occur. This only adds character to the product.



Raw material: Cow
 Country of origin: Europe
 Classification: Pure aniline leather
 Thickness: 1,3 - 1,5 mm
 Tear strenght: > 20 Newton

COLOUR FASTNESS

Artificial light: >= 3
 Dry rubbing: >= 3 @ 50 cycles
 Wet rubbing: >= 3 @ 20 cycles



CARE PRODUCTS



Leather cleaner Leather conditioner with extra wax

Please look in the Price book for fabric restrictions.

WHY AND WHERE DO WE USE?

York is a butter-soft pure aniline leather made from European cow hides. The skins are finished with a thin protective layer, making them less susceptible to stains. York is also characterised by its natural marks and ability to take on patina. It is the choice for families wanting the high-end look and feel of aniline leather, with less maintenance.

York has been finished with a thin protection to make the leather more stainable. However, aniline leather will always be very susceptible. The thin protection makes York suitable for families who want high-end pure aniline leather – but have a need for soft cleaning.

MAINTENANCE

Use BoConcept leather care products for protection and apply before use. We recommend using Bo-Concept Leather Cleaner for cleaning the entire sofa/ chair 2-3 times a year.

For general cleaning use only a clean, dry and non-abrasive white soft cloth. If necessary, wipe or lightly rub the entire surface with a clean, soft cloth wrung in soapy water (detergent only). Regularly vacuum under seat cushions using a soft brush nozzle to avoid scratching the surface.

Avoid placing furniture in direct sunlight and sources of heat to prevent colour fading.

Contact with alcohol, thinner and benzene/benzole will cause colour and quality deterioration. Also avoid contact with chemical materials such as paints, nail polish or nail polish remover.

Jeans and colourful clothes may discolour light leather surfaces

TIPS & TRICKS

Protect from wear and tear to ensure longevity of the design with BoConcept care products.

We recommend using the BoConcept Leather Conditioner which is specially designed for maintaining anilin, semianilin and pigmented leather, and ensures that its natural qualities and appearance are preserved. With regular care with BoConcept Leather Conditioner, the risk of desiccation, abrasion and fading is considerably reduced.

For cleaning purposes, use BoConcept Leather Cleaner, specially designed for cleaning aniline, semi-aniline and pigmented leather.



Raw material: Cow
Country of origin: Europe
Classification: Aniline leather
Thickness: 1,0 - 1,2 mm
Tanning type: Chrome-free (no Chrome or Aluminium)

Each hide of NORDIC VINTAGE leather boasts a distinct character and charm, making every piece truly one-of-a-kind. Created in partnership with SPOOR, this high-quality, fully traceable and biodegradable leather embodies the essence of refined luxury – perfect for those who appreciate the beauty of a patina that develops gracefully over time.

CHARACTERISTICS

NORDIC VINTAGE is a slightly polished aniline leather quality, crafted from Scandinavian hides, which can be traced all the way back to the animal and the farm. The biodegradable leather embodies the essence of refined luxury – perfect for those who appreciate the beauty of a patina that develops gracefully over time.

MAINTENANCE

Use BoConcept leather care products for protection and apply before use. For general cleaning use only a clean, dry and non-abrasive white soft cloth. If necessary, wipe or lightly rub the entire surface with a clean, soft cloth wrung in soapy water (detergent only). Regularly vacuum under seat cushions using a soft brush nozzle to avoid scratching the surface. Avoid placing furniture in direct sunlight and sources of heat to prevent colour fading. Contact with alcohol, thinner and benzene/benzole will cause colour and quality deterioration. Also avoid contact with chemical materials such as paints, nail polish or nail polish remover. Jeans and colourful clothes may discolour light leather surfaces.

CARE PRODUCTS



Leather cleaner

Leather conditioner with extra wax

Please look in the Price book for fabric restrictions.



PURE ANILINE LEATHER

Aniline leather is top quality in natural leathers and is very soft and comfortable due to its breathability. Besides the base colour it was given in the tanning process it has only been added a thin layer of aniline finish to protect the pits which are still open and visible. The open pores allow the leather to breathe and adapt to room- and body temperature.

The look is natural and the hide will have variations since the natural grain and hallmarks such as insect bites, scars and wrinkles have NOT been removed.

These are part of the charm and characteristics of an aniline leather.

Colour variations within the same hide, and even more from one dye lot to another, are to be considered a part of the characteristic of natural leathers, since the colour pigmentation is absorbed based on the natural surface of the leather.

Another great characteristic of an aniline is that it will develop patina over time. Aniline is more susceptible to absorbing liquid and stains due to the natural porosity of the hide, so


even with protection the daily use and exposure will eventually change the look completely.

Frequent care and correct use of the leather protection cleaner and cream is really important. The treatment does not influence the breathability.


EXAMPLES OF ACCEPTED HALLMARKS ON ANILINE LEATHER:



Visible spine & insect bites



Areas with veins



Big wrinkle marks



Few dark spots

COLOUR SCALE:

Pure aniline is difficult to color completely identical from production to production. But we take care to ensure that we do not mix the colors from the outer part of the scale with the first.



TIPS & TRICKS

Remember to demonstrate the different natural characteristics of an aniline leather using the big samples in the showroom, show them how to spot the











































hallmarks that characterize high-quality leather.

All leathers will stretch during use and creasing will eventually occur. This only adds character to the product.



Fabric info

CARE SYMBOLS

	Washing		Non-chlorine bleach only
	Washing 30°C		Do not bleach
	Washing 40°C		Do not bleach
	Washing 50°C		Ironing
	Washing 60°C		Iron at low temperature
	Hand wash		Iron at medium temperature
	Do not wash		Iron at high temperature
	Tumble drying		Do not iron
	Tumble drying (low temperature)		Professional cleaning symbol
	Tumble drying (normal)		Dry clean, hydrocarbon solvent only (HCS)
	Do not tumble dry		Gentle cleaning with hydrocarbon solvents
	Drying symbol		Very gentle cleaning with hydrocarbon solvents
	Line dry		Dryclean, tetrachloroethylene (PCE) only
	Dry flat		Gentle cleaning with PCE
	Drip dry		Very gentle cleaning with PCE
	Dry in the shade		Do not dry clean
	Line dry in the shade		Professional wet cleaning
	Dry flat in shade		Gentle wet cleaning
	Drip dry in shade		Very gentle wet cleaning
	Bleaching allowed (chlorine and non-chlorine bleach)		Professional wet cleaning is not allowed
	Bleaching with chlorine allowed (obsolete)		Water and oil repency (BoConcept symbol)

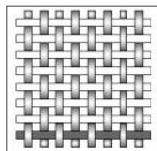
COMPONENTS ABBREVIATIONS

AF - Other Fibres	PM - Metallicised Polyester
AC - Acetate	PU - Polyurethaneelastomere
CA - Acetate	PUR - Polyurethane
CLY - Lyocell	RA - Ramie
CMD - Modal	SE - Silk
CO - Cotton	SI - Sisal
CTA - Triacetate	SPA - Spandex
CU - Cupro	TA - Triacetate
CUP - Cupro	TR - Textile Residues/ Unspecified Composition
CV - Viscose	PC - Acrylic
EL - Elastane	PM - Polyester
EA - Elastane	VI - also Viscose
HA - Hemp	VY - Vinyl
LI - Flax/Linen	WA - Angora wool
HA - Hemp	WB - Beaver wool
HL - Cotton/Linen	WG - Vicuna
JU - Jute	WK - Camel hair wool
MA - Modacrylic	WL - Lama Wool
MAC - Modacrylic	WM - Mohair (Goat) Wool
ME - Metal	WP - also Baby alpaca Wool
MO - Modal	WO - Wool Sheep
PA - Nylon	WS - Cashmere Wool (Goat)
PAN - Acrylic	WV - Virgin Fleece Wool Sheep
PC - Acrylic	WY - Yak wool
PES - Polyester	
PBT -Polyester	
PL - Polyester	

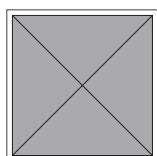


WEAVING


There are many different weaving styles. Depending on the technique it can influence the texture and the look of the fabric. The weaving method determines the texture and the strength or loosen up of the fabric. The most common weaving styles are described below:



Plain: each warp* fibre passes under and over each weft* alternately, creating a symmetrical pattern. Fabrics with this weaving are very stable and have a good porosity, which ensures a good breathability.



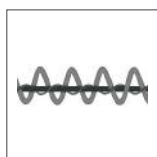
Twill: it is similar to plain weaving, but in this case one or more warp fibres are woven alternately over and under two or more weft fibres repeatedly. This gives the effect of a straight or broken diagonal 'rib' on the fabric. This fabric has a smooth surface and higher mechanical properties.



Jacquard: the warp is individually controlled with each pick passage creating intricate designs.



Velvet: is a tufted fabric where the threads are cut and evenly distributed, giving the fabric a distinctive texture and feel. It can be made out of synthetic or natural fibres.



Bouclé: in this case the yarn is made from length loops of similar size that can vary from tiny circlets to large curls creating a very original texture. Usually, this fabric is called Bouclé due to the appearance of the yarn that is kept in the fabric.

DYEING

WHAT

Dyeing is the process of imparting colour (dye) to textile products like fibres, yarns and fabrics.

HOW

Dyeing is normally done in a special solution containing dyes and chemical material. There are different methods to colour the fibres depending on the material, weaving and type of fabric.

Direct dyeing is when the dye is applied directly to the fabric without having any external fixation component for the dye. Direct dyeing is mainly used for cotton. This dye can be applied directly through a watery solution.

Yarn dyeing is done after the fibre has been spun into yarn. There are different processes of dyeing, where the yarns are arranged in different ways to achieve different effects. With the colour

being added directly to the yarn, the visibility of any difference in tonality is minimised.

Stock dyeing is a process of dyeing fibres before they are spun into yarn. The loose, unspun fibres are soaked in large vats, containing dye, which is then heated to the appropriate temperature for colouration.

Piece dyeing is one of the most common dyeing processes. The fabric/cloth is dyed after being woven or knitted. The risk of different tonality is higher with this method compared to yarn dyeing.

Garment dyeing is actual garments being dyed. Simple forms and non-tailored are the most common ones to dyed like this, such as t-shirts, trousers etc. A number of garments are placed into a suitable nylon net bag and

immersed into the dyeing bath where they are kept agitated by a motor.

It is important to understand that depending of the dyeing process, fabrics have different tonalities by tolerance of the grey scale from 3-5. You can find more information about the grey scale in the 'Colour Fastness to Light' section.



MAINTENANCE & CARE

At BoConcept we always strive to ensure the best possible quality for our customers. We control the design and product development process for our products, and we continually perform quality tests in accordance with international standards.

TIPS & TRICKS

Please note that fabric will eventually change its appearance. If exposed to sunlight or heat sources such as radiators, the fabric will fade. If not maintained correctly the fabric will darken because of dirt.

New covers may not have the exact same shade as the old ones due to wear and tear. The difference in tonality will, in most cases, even out with time.

Always remember to sell our BoConcept Textile care products. Please note that our cleaners lose their effect if the fabrics are not pre-treated with Protection care.

We provide a simple care and maintenance guide to help ensure that our customers can enjoy their furniture for many years. This guide is enclosed with sofas, but can also be downloaded from our website or from BoConcept Universe.

Wrinkles on wide areas of a surface are considered normal.



BARI fabric

CLEANING RECOMMENDATIONS

We can't guarantee complete removal of the stains

As a general rule it is sufficient to promptly dab the spilled liquids with a dry cloth or gently brush the dry dirt.

Liquid stains like drinks, coffee, wine

Remove the stain using blotting paper or a dry cloth and avoid any pressure on the fabric. In case the stain penetrated the fabric, rub gently with a damp sponge and if necessary use a neutral soap well rinsed with tepid water and a clean sponge.

Oily stains such as grease and sauce

Dab the stain using blotting paper or a dry cloth and avoid any pressure on the fabric. In case the stain penetrated the

fabric, rub gently with a damp sponge and if necessary use a neutral soap well rinsed with tepid water and a clean sponge

Pens and drawing pens

Before the ink becomes dry, apply alcohol diluted in water on the stain, wash with a sponge and neutral soap to remove the stain. In case marks and halos remain, it is recommended to machine wash as per cleaning instructions.

Candle Wax

Candle wax is one of the most difficult stains to remove from fabric. Try to gently remove the thicker part of the wax, but do not rub the fabric surface! Put white blotting paper and a cotton

cloth on the remaining stain, then iron the cloth without steam. During this process the wax, while melting, is absorbed by the blotting paper. Try again and this time change the position of the blotting paper or use a new blotting paper for each try.

This iron procedure will affect the embossed effect of the surface. Therefore try to use the iron in the stain area only.

MARTINDALE



In order to understand the Martindale test, you need to understand what makes a strong fabric in the first place.

Fibres are woven into yarns and the yarns are then twisted before eventually being weaved into fabric. The method can be compared with huge steel cables for a better understanding. Picture how the wires are twisted around each other again and again to give high-strength cables. Exactly the same principles apply to fabric – the greater the number of twists per unit of length, the stronger the yarn.

The length of the individual fibres, the nature and type of the weave also affect

the strength of the fabric. Having so many factors influencing the strength of a fabric, it can be difficult to determine how strong the fabric actually is. This is determined by the Martindale test.

Although the number of Martindale is a key performance indicator it is not to be considered a precise science.

WHAT

The Martindale test is a so-called ‘rub test’ that checks the durability and suitability for various uses of our fabrics.

WHY

As the Martindale result indicates the strength of the yarn, it determines the correct usage of the specific fabric, i.e., light or heavy domestic use and contract use.

HOW

A circular specimen, mounted in a specimen holder and subjected to a defined load of 12 KPA, is rubbed

against an abrasive medium (standard wool fabric) in a translational movement tracing a ‘lissajous’ movement*. The specimen holder is kept additionally freely rotatable around its own axis perpendicular to the plane of the specimen.

The test result is the lowest result of at least four determinations. The following are the most important ones:

- » Flat woven fabrics: two broken threads.
- » Fabrics with cut pile or raised nap: pile or nap layer worn away to visible ground fabric to such a degree that the appearance is significantly impaired.

THE MARTINDALE SCALE

- 6,000 rubs - Occasional domestic (very low use intensity)
- 15,000 rubs - Light domestic
- 20,000 rubs - General domestic (normal use intensity)
- 25,000 rubs - Heavy domestic
- 30,000 rubs - Severe domestic/general contract
- 40,000 rubs - Severe contract abrasion performance

OC Low intensity	LD	GD	HD	SD	SC Very high intensity
----------------------------	-----------	-----------	-----------	-----------	----------------------------------

All fabrics in our collection, except AUCKLAND Bouclé, have minimum 20.000 rubs - the majority have more than 40.000 rubs. AUCKLAND Bouclé offers a lower Martindale than the remaining collection.

TIPS & TRICKS

Always analyse the customer’s needs before recommending a fabric. It is important to match the Martindale

score with the expected usage. The price is NOT an indicator of the fabric’s lifetime.

*Lissajous movement (1 rub= 1 lissajous)

PILLING

WHAT

The pilling test determines the resistance to the formation of fuzzy balls of fibre on the fabric's surface, which remain attached to the fabric.

WHY

Pills are formed when fibres on a fabric surface 'tease out' and become entangled during wear. Such surface deterioration is generally undesirable, but the degree of consumer tolerance for a given level of pilling will depend on the fabric's end use.

Generally, the level of pilling which develops is determined by the rates of the following parallel processes:

- » Fibre entanglement leading to pill formation
- » Development of more surface fibre
- » Fibre and pill wear-off

The rates of these processes depend on the fibre, yarn and fabric properties.

Examples of extreme situations are found in fabrics containing strong fibres versus fabrics containing weak fibres. A consequence of the strong fibre is a rate of pill formation that exceeds the rate of wear-off. This results in an increase of pilling with an increase of wear. With a weak fibre the rate of pill formation competes with the rate of wear-off. This would result in a fluctuation of pilling with an increase of wear. There are other constructions that the surface fibre wear-off occurs before pill formation. Each of these examples demonstrates the complexity of evaluating the surface change on different types of fabric.

HOW

A fabric sample is placed in the Martindale machine, but compared to the Martindale test, the machine now rotates in a more compact motion applying more pressure to a large surface area. At intervals of rubs the

pilling is observed and assessed by means of a pilling scale grading 1-5.

Long threads indicate that the fabric has been subject to vigorous brushing – see example below.



It's important to distinguish between pilling of the actual fabric and foreign pilling, meaning fibres that have been transferred from another fabric such as plaids and clothing.

All contract orders should meet minimum grade 4. Check BoConcept Universe for our Contract Collection.

THE PILLING SCALE

Grade 5 - No change


Grade 4 - Light surface fuzzing

Grade 3 - Moderate pilling.

Pills of varying size and density partially covering the surface

Grade 2 - Distinct pilling.

Pills of various size and density covering the majority of the surface



TIPS & TRICKS

Most fabrics pill to a varying degree and will need to be maintained regularly.

When selling a fabric with a low pilling grade it is important to advise the

customer to use a lint remover or a razor from time to time.

COLOUR FASTNESS TO LIGHT

WHAT


The test determines the effect on the colour of textiles of all kinds and in all forms to the action of an artificial light source representative of natural daylight. This method is also applicable to white (bleached or optically brightened) textiles.

WHY


The Colour Fastness to Light of a fabric is categorised from 1 to 8. The higher the number the better fastness is obtained. This number helps you to find the right fabric for the intended usage.

The test results is obtained by observing fading colours in the fabric types after constant rubbing and exposure to direct UV lighting for more than 30 days. The test sample is compared with a reference fabric and measured by means of a 'grey scale'.

The grey scale is used as a reference tool to determine the tolerances of tonalities within a specific fabric.



Grey scale measure tool



Example of different grades and colour differences (left is original-right after the test)

COLOUR FASTNESS TO LIGHT SCALE

- 8 - No fading. Outstanding (mainly for outdoor, automotive, nautical etc.)
- 7 - Very slight fading. Excellent (mainly for outdoor, automotive, nautical etc.)
- 6 - Slight fading. Very good (mainly for outdoor, public and domestic)
- 5 - Moderate fading. Good (domestic and contract)
- 4 - Appreciable fading. Moderate (domestic and contract)
- 3 - Significant fading. Fair (domestic)
- 2 - Extensive fading. Poor (domestic)
- 1 - Very extensive fading. Very poor (domestic)

1 Very poor	2	3	4	5	6	7	8 Outstanding
----------------	---	---	---	---	---	---	------------------

TIPS & TRICKS

Always consider the entire room setting including the sun and heat exposure when advising a customer. Large window sections and radiators will

accelerate the fading process of the fabric considerably on the exposed areas if they are not protected by a curtain or a radiator cover.

FLAMMABILITY

WHAT

The Flammability test measures a fabric's performance when it is exposed to a specific source of ignition.

We mainly refer to two different tests which are described individually on the following pages.

1 - TB117-2013 (Technical Bulletin)

2 - BS 5852 (Cigarette and match)

WHY

All our products always meet the minimum legal requirements in various countries. All fabrics, without exception,

must pass the Cigarette test, but some fabrics are FR Inherent* and will not have to undergo the Match test.

***FR Inherent** fabrics consist of selected yarns that are already treated and per definition already fire resistant.

'**Kanecaron**' is a modified acrylic (modacrylic) fibre developed by Kaneka in 1957. The level of oxygen needed for Kanecaron to burn is greater than the atmospheric concentration of oxygen, so without the source of the fire, Kanecaron will not continue to burn. Kanecaron is self-extinguishing once

the flame source is removed. Obviously, not all mills use this material as it is very expensive.

Another FR Inherent material is wool. Its inherent fire resistance comes from its naturally high nitrogen and water content. Because of this, wool requires higher levels of oxygen in the surrounding environment in order to burn. Wool may be ignited if subjected to a significantly powerful heat source, but does not normally support flame and smouldering usually continues only for a short time.



The cigarette burns slowly with smoke, but no flame.

1 - TECHNICAL BULLETIN (TB117-2013)

This test is required by the Californian law in USA. It is a smouldering test (the cigarette burns slowly with smoke but no flame) for cover fabric materials in combination with standard polyurethane foam.

Test materials were conditioned at 21 ± 2 °C (70 ± 5 °F) and less than 55% RH.

Three cigarettes must be placed on a new test assembly until either three cigarettes have burned their entire length on three individual test specimens, or three cigarettes have self-extinguished on the specimen.

The test measures ignition resistance of a fabric after it is exposed to a flame for 12 seconds. The flame, char length and flaming residue are recorded. The test is repeated a number of times and all test samples have to pass the test (if even one sample fails, the fabric fails).

Higher fire-resistant property is required in high-risk areas with little means of escape, for example in prison cells and on offshore oil installations.

This test is also considered for contract or public areas.



The cigarette burns with flame

2 - BS 5852 (CIGARETTE TEST METHOD)

A test rig is constructed in order to simulate a chair with the fabric to be tested. This rig is subjected to different ignition sources.

There are 8 types of ignition sources, each with different heat intensity. They are classified from 1 to 8, the intensity doubling compared to the preceding source. The most frequently used are

ignition source 0, 1 and 5. A cigarette is put along the crevice of the test rig and allowed to burn over its entire length. If no flaming or progressive smouldering is observed on both cover and interior material, the test is re-recorded as no ignition and the material passes the test.



Leather info

LEATHER IN GENERAL

Leather upholstery accounts for approx. 45% of all upholstered furniture sold worldwide.

When advising customers on leather, please take the time to share as much information as possible; not only to ensure a unique, exceptional and friendly shopping experience, but also because it is very important that the customer understands what to expect. Remember to demonstrate the different natural hallmarks using the big samples in the showroom, show them how to spot the markings while explaining that these are what characterizes high-quality leather.

Leather has many qualities; it is beautiful, comfortable, hard-wearing and easy to maintain. All leather hides have different surface structure defined as “grain” depending on the part of the animal, that they were sourced.

Each hide is unique with its own characteristics such as scars, mosquito bites, scratches from thorns, branches etc. These marks are referred to as hallmarks* and are evidence that it is a natural product.

Essentially all raw hides are classified the same. We select bovine and buffalo hides and regardless of the origin, the sorting and treatment of the raw hide determines the classification of the leather.

Depending on the end leather classification, the raw hide undergoes various finishing processes that transform it from raw hide to furniture leather. Each classification is described in this guide.



TIPS & TRICKS

All leathers will stretch during use and creasing will eventually occur. This only adds character to the product.

CLASSIFICATION:

- Pure aniline
- Semi aniline
- Corrected leather

LEATHER MANUFACTURING

Knowing the manufacturing process will help you understand and appreciate the natural hallmarks as a sign of quality rather than defects. Turning a raw hide with flesh and hair into a beautiful classified piece of leather is a very complicated process that requires great skills and takes on average 10 working days.

[Please click here for more information about the manufacturing process](#)

DIFFERENT UPHOLSTERY QUALITY LEVELS

You might be surprised the first time you see a full hide; not only are they much larger than you think, they also vary much more than you would expect.

Leather from different parts of the animal varies in its characteristics and

this has to be taken into consideration when using leather for specific products. The hide thickness varies throughout the animal and will need to be adjusted to an even level by splitting or buffing. Also the grain structure varies depending on the area of the animal.

The main parts of the hide are shown in the diagram below.

Shoulder:

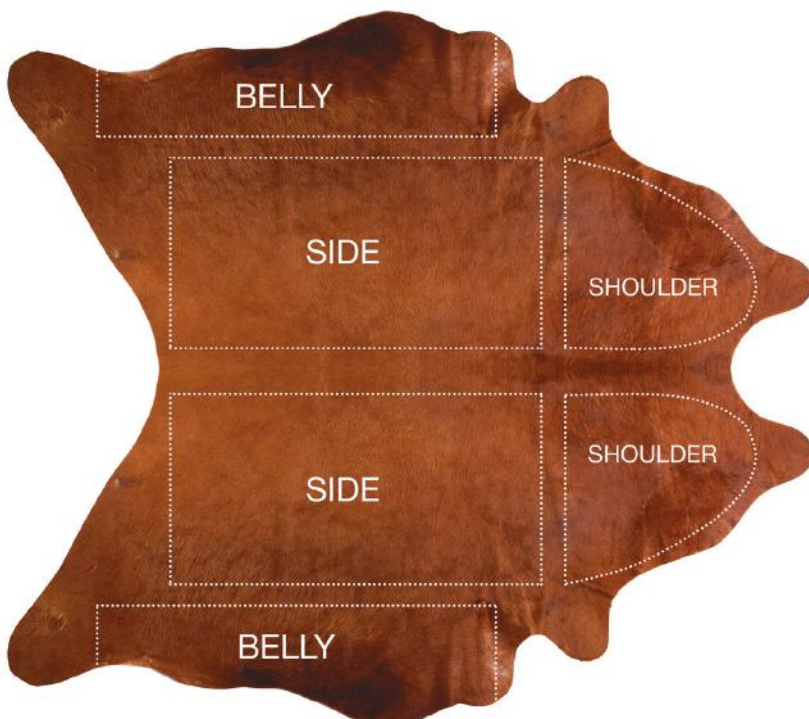
The shoulder is thick and strong, but tends to crease easily as this part of the hide is affected by movements of the head. The number of stretch marks and wrinkles are higher in this area.

Butt/side:

The fibres in this part of the hide are tightly packed hence it's the strongest part of the hide.

Belly:

The belly part is quite thin and has a much looser fibre structure when comparing with the back.



MAINTENANCE & CARE

CLEANING NATURAL LEATHER

We recommend use of our leather protection and cleaning kit on all our leathers except for COLORADO that - due to its nubuck surface - requires our textile protection and cleaning kit.

We recommend use of BoConcept cleaner for cleaning the entire sofa/ chair 2-3 times a year depending on the use of the furniture. Make sure to follow the instructions carefully.

For general cleaning use only a clean, dry and non-abrasive white soft cloth. If necessary, wipe or lightly rub the entire surface with a clean, soft cloth wrung in soapy water (Only use water and colourless mild soap).

Regularly vacuum under seat cushions using a soft brush nozzle to avoid scratching the surface.

HOW TO CLEAN UNPROTECTED LEATHER

For dry dirt:

Brush delicately using a brush with soft bristles or use a vacuum cleaner at medium suction using the soft nozzle brush to avoid scratching the surface.

For stains caused by substances soluble in water:

(soft drinks, coffee, tea, milk, jam)
Rapidly remove the liquid from the surface using a white, non-abrasive cloth (or absorbent paper). Then rub delicately working from the outside of the stain towards the center, using a clean white cloth soaked in water. Dry immediately with a clean white cloth.

DO NOT soak the leather surface and DO NOT dry the leather in direct sunlight or with a hair dryer.

For stains caused by greasy substances:

(oil, ketchup, mayonnaise, chocolate)
Remove the substance delicately from the surface using absorbent paper, taking care not exerting pressure to prevent the dirt from entering the pores of the leather. Use a clean cloth, soaked in a very dilute solution of neutral soap, rubbing delicately working from the outside towards the center of the stain.

Dry immediately with a clean white cloth. Only use water and colourless mild soap.



MAINTENANCE & CARE

CLEANING NATURAL NUBUCK LEATHER

We recommend use of our textile protection and cleaning kit for our nubuck aniline leather, COLORADO.

Nubuck aniline leather is usually very susceptible to absorbing liquids and stains as no surface finish has been added. However, our COLORADO has been pre-treated with a unique water repellent stain product, making it more resistant than normal. We do still recommend to use additional textile protection kit to protect it against soiling and staining.

We recommend use of BoConcept cleaner for cleaning the entire sofa/ chair 2-3 times a year depending on the use of the furniture. Make sure to follow the instructions carefully.

For general cleaning use only a clean, dry and non-abrasive white soft cloth. If necessary, wipe or lightly rub the entire surface with a clean, soft cloth wrung in soapy water (Only use water and colourless mild soap).

Regularly vacuum under seat cushions using a soft brush nozzle to avoid scratching the surface.

HOW TO REMOVE STAINS ON NUBUCK LEATHER

Light soiling and dried stains:

Light soiling and dried stains can often be removed with the textile cleaner. Gently rub the affected area and brush the nap. Alternatively, use our textile cleaner for routine soiling as well as deep and heavy soiling. After the leather has dried, groom the leather with the nubuck sponge.

Body oils, grease, butter and heavy stains, ink and spills:

Body oils often accumulate on nubuck, particularly around the headrests of upholstery. In light cases the nubuck sponge alone may be sufficient and effective. For other types of oil, grease etc. attempt to remove the stains using paper towel or a clean, soft white cloth to absorb the stain. If the stain is still visible, then cover the area with a thin layer of potato flour for a while before vacuuming using the soft brush nozzle.

Once the stains are absorbed into the leather, please contact a specialist.

PULL-UP LEATHER

A pull-up leather is, as the term indicates, a leather that by design lightens in colour when stretched or scratched. By softening the pigmentation, it is possible to stretch the leather sufficiently to hide superficial scratches.

Friction from your finger:

Rub the surface using your finger. The heat caused by the friction and the natural oils in your skin will stretch the leather.

Heat from a hairdryer:

Use a hairdryer – keep it in movements for a few seconds and be careful not to overheat it. Rub it using a white soft cloth to buff the leather. Add more heat if needed.

TIPS & TRICKS

The benefits of a pull-up leather should never be used as a sales argument, but as tips & tricks on how to hide superficial scratches.

Pull-up leathers can become distressed immediately after use due to the natural

stretching. It is part of the beauty and uniqueness of the furniture.

Remember that we have a great assortment of leather repair pens, however, these are not recommended

for aniline leathers. are not protected by a curtain or a radiator cover.


MAINTENANCE & CARE

MAINTENANCE IS KEY


At BoConcept we always strive to ensure the best possible quality for our customers. We control the design and product development process of our products and we continually perform quality tests in accordance with international standards.

We provide a simple care and maintenance guide to help ensure that our customers can enjoy their furniture for many years. This guide is enclosed with sofas, but can also be downloaded from our website or from BoConcept Universe.

Besides protecting the surface, it is important to maintain the filling as an un-exercised cushion will eventually collapse.



Protect your leather furniture against direct sunlight.



Don't place your furniture too close to a radiator or similar source of heat. Make sure that there is a minimum of 20-30 cm space between your furniture and your heat source.



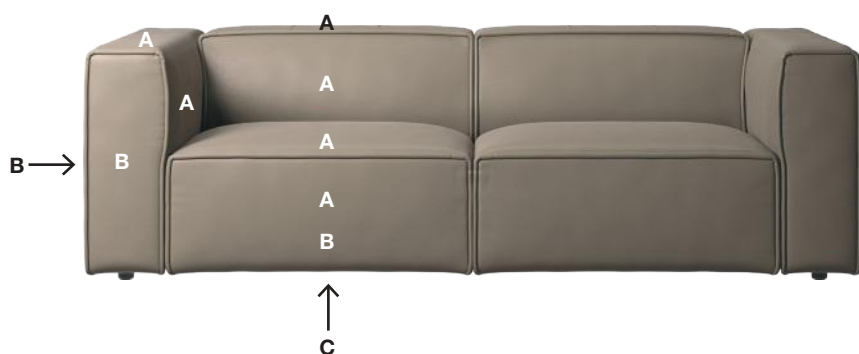
Clean leather with **BoConcept Leather Cleaner**. Preferably 2-4 times a year if the furniture is used daily. Don't rub! Sponge gently until all grime and stains are absorbed. Afterwards always use **Leather Protection cream**.



Retain the softness and attractive appearance of your leather. Treat with **BoConcept Leather Protection Cream** contains the necessary nutritional fat and moisture components. Recommended usage 2-4 times a year as required.

SURFACES

When allocating leather to a specific product, we work with 3 different types of surfaces – A, B and C. Each surface has different tolerances in regards to tolerances of hallmarks. Please know that the A, B and C surfaces can vary depending on the design, meaning that e.g. a curved armrest and a squared armrest do not have the same visual surfaces.



A - SURFACE

The primary surfaces such as the front and upper side of the back, back cushions and seat cushions. Also the upper side of the armrest and the side of the armrest/sofa.

All natural hallmarks and grain variations are acceptable, but only to a certain extent. A surfaces must appear regular and coherent. However, please keep in mind that different accepted hallmarks can cause variation in the visual appearance and the classification of the leather allows for different tolerances.



B - SURFACE

The secondary visible surfaces such as the front side of the sofa seat, armrest and the last 1/3 of the side of armrest/sofa. The top sides on the back cushions are also B surfaces.

All natural hallmarks and grain variation are acceptable.

C - SURFACE

Non-visible surfaces such as the bottom of the sofa or underside of the frame.

A larger degree of hallmarks are accepted regarding visibility on the final product. However, hallmarks must never influence the constructional integrity of the assembled furniture.

NATURAL HALLMARKS

Just like human skin, the cow/buffalo hides have imperfections - unique natural markings. Natural markings are what give the leather its unique characteristics and are not defects or faults unless they affect the performance of the leather.

The different terms and tolerances are explained and illustrated here.



LOW TOP GRAIN

Graining, like human fingerprints, is unique to each individual hide. Low top grain can be expected on all surfaces and there is no limit in regards to quantity, but must not be larger than 70 mm in diameter.



CLOSED HEALED SCARS

As long as the scars are healed, these will be strong and resistant to wear and tear. They can be expected on all surfaces and can vary from one single scar to multiple scars. Scars longer than 80 mm and wider than 3 mm are NOT accepted.



GRAIN VARIATION

Graining, like human fingerprints, is unique to each individual hide. They can be expected on all surfaces with no limit in regards to size or quantity.



INSECT BITES

Animals are often bitten by insects, parasites, ticks and lice all of which result in markings on the hide. They can be expected on all surfaces.



TICK MARKS

Punctures of the grain are left on the hides by ticks. They can be expected on all surfaces.



FAT WRINKLES

These are the natural 'stretch marks' in leather wrinkles occurring Naturally in the loose skin around the neck and belly of the animal. They can be expected on all surfaces and there is no limit in regards to size or quantity.

NATURAL HALLMARKS



PIGMENTED SPOTS

Visual spots of natural pigmentation are irregularities in the skin due to different levels of melanin. They can be expected on all surfaces and there is no limit in regards to quantity, but they must not be larger than 5 mm in diameter.



VEINING

Natural markings showing the veins. They can be expected on all surfaces with no limit in regards to size or quantity.



DIFFERENCE IN COLOUR SHADE

Each hide varies in how well they absorb colour. They can be expected on all surfaces and may vary up to 3/4 - 4/5 on the grey scale.



BIRTHMARKS

Animals also have birthmarks hence these can appear. They can be expected on all surfaces, but must not be larger than 30 mm in diameter.



SCRATCH MARKS

These can occur from barbed wire or fighting with other animals. They can be expected on all surfaces with no limit in regards to size or quantity.



DIFFERENT COLOUR STRUCTURE SPOTS

Depends on the fibrousness of the leather and how the colour pigmentation is absorbed. They can be expected on all surfaces with no limit in regards to size or quantity.

NOT ACCEPTED HALLMARKS


Hallmarks that compromise the performance of the leather are not accepted on any surface. The following hallmarks are not accepted on any surface:




Brand marks



White prominent vein



Open warble



Open insect bites



Holes



Eruption



Blind warble



Open scars

COLOUR FASTNESS

WHAT:


The colour fastness test determines the effect on the colour of the leather when subjected to rubbing.

HOW:

A circular specimen, mounted in a specimen holder and subjected to a defined pressure, is rubbed against an abrasive medium (standard felt) in back and forward motions. The change in colour of the piece of felt and of the leather is assessed according to the grey scales. Any other visible change in or damage to the surface of the leather is also reported.

The test is completed using a dry medium as well as a wet and must meet the following standards depending on the classification of the leather. (Image on the right)

TEST METHOD		ANILINE		SEMI-ANILINE		PIGMENTED	
COLOUR FASTNESS	ISO 11640 EN ISO 11641	50 cycles dry	>=3 Grey scale	500 cycles dry	>=4	500 cycles dry	>=4
		20 cycles wet	>=3 Grey scale	80 cycles wet	>=3,5	250 cycles wet	>=3,5
		20 cycles perspiration	>=3 Grey scale	50 cycles perspiration	>=3,5	80 cycles perspiration	>=3,5
COLOUR FASTNESS TO LIGHT	ISO 105B02	>=3 Grey scale		>=3 Grey scale		>=3 Grey scale	
FINISH ADHESION	ISO 11644	Not required		Minimum 2 N/mm		Minimum 2 N/mm	
FLEXING ENDURANCE	ISO 5402	Not required		Not required		No finish damage cracks 50 000 cycles	
TEAR STRENGTH	ISO 3377	>=20 N		Minimum >=20 N		Minimum >=20 N	
TENSILE STRENGTH	ISO 3376	>= 8 N/mm ²		>= 8 N/mm ²		>= 8 N/mm ²	



TIPS & TRICKS

Always analyse the customer's needs before recommending a specific leather. The colour fastness test can be compared with the martindale test used on fabrics.

COLOUR FASTNESS TO LIGHT

WHAT:


The colour fastness to light test determines the effect on the colour of the leather when subjected to an artificial light source representative of natural daylight.

HOW:

A leather sample is exposed to artificial light under controlled conditions along with an approved standard piece. The light fastness is assessed by comparing the fading of the tested leather sample with the fading of the standard piece according to the grey scales.

The fading is typically made in two exposure times to better assist the evaluation and the result must meet the same standards no matter the classification of the leather.

TEST METHOD		ANILINE		SEMI-ANILINE		PIGMENTED	
COLOUR FASTNESS	ISO 11640 EN ISO 11641	50 cycles dry	>=3 Grey scale	500 cycles dry	>=4	500 cycles dry	>=4
		20 cycles wet	>=3 Grey scale	80 cycles wet	>=3,5	250 cycles wet	>=3,5
		20 cycles perspiration	>=3 Grey scale	50 cycles perspiration	>=3,5	80 cycles perspiration	>=3,5
COLOUR FASTNESS TO LIGHT	ISO 105B02	>=3 Grey scale		>=3 Grey scale		>=3 Grey scale	
FINISH ADHESION	ISO 11644	Not required		Minimum 2 N/mm		Minimum 2 N/mm	
FLEXING ENDURANCE	ISO 5402	Not required		Not required		No finish damage cracks 50 000 cycles	
TEAR STRENGTH	ISO 3377	>=20 N		Minimum >=20 N		Minimum >=20 N	
TENSILE STRENGTH	ISO 3376	>= 8 N/mm ²		>= 8 N/mm ²		>= 8 N/mm ²	



TIPS & TRICKS

Always consider the entire room setting including the sun and heat exposure when advising a customer. Large

window sections and radiators will cause the leather to dry out and fade on the

exposed areas if they are not protected by a curtain or a radiator cover.

TEAR STRENGTH

WHAT:

The tear strength test determines the strength of the leather.

HOW:

A leather sample is subjected to force and the tearing strength is determined by the force required to tear the sample. The test is conducted using a single-edge tear.

The result is measured in Newton and must withstand at least 20 Newton force no matter the classification of the leather.

TEST METHOD		ANILINE		SEMI-ANILINE		PIGMENTED	
COLOUR FASTNESS	ISO 11640 EN ISO 11641	50 cycles dry	>=3 Grey scale	500 cycles dry	>=4	500 cycles dry	>=4
		20 cycles wet	>=3 Grey scale	80 cycles wet	>=3,5	250 cycles wet	>=3,5
		20 cycles perspiration	>=3 Grey scale	50 cycles perspiration	>=3,5	80 cycles perspiration	>=3,5
COLOUR FASTNESS TO LIGHT	ISO 105B02	>=3 Grey scale		>=3 Grey scale		>=3 Grey scale	
FINISH ADHESION	ISO 11644	Not required		Minimum 2 N/mm		Minimum 2 N/mm	
FLEXING ENDURANCE	ISO 5402	Not required		Not required		No finish damage cracks 50 000 cycles	
TEAR STRENGTH	ISO 3377	>=20 N		Minimum >=20 N		Minimum >=20 N	
TENSILE STRENGTH	ISO 3376	>= 8 N/mm ²		>= 8 N/mm ²		>= 8 N/mm ²	



TESTS

In today's competitive business it is unacceptable for high-value leather upholstery to fail in use. All our leathers have to undergo severe testing to prevent failure – both during the actual manufacturing process and spot checks at our supplier before the cutting process is initiated.

THE STANDARD TESTS ARE:

- » Colour fastness to rubbing dry
- » Colour fastness to rubbing wet
- » Colour fastness to light
- » Tear strength

FACTS:

All chemicals used in the production cycle are purchased from suppliers who have ensured that every substance has been pre-registered or registered under the REACH regulation*.

All products comply with the requirements of the label “genuine leather” as ratified by LAW 1112, 1966 (replaced recently by LAW no. 8/2013) and with the norms of the International Council of Tanners.

Chrome: undetectable (detection limit 3 mg/kg)

REACH regulation: standard met

Formaldehyde: undetectable (detection limit 20mg/kg)

TEST METHOD		ANILINE		SEMI-ANILINE		PIGMENTED	
COLOUR FASTNESS	ISO 11640 EN ISO 11641	50 cycles dry	>=3 Grey scale	500 cycles dry	>=4	500 cycles dry	>=4
		20 cycles wet	>=3 Grey scale	80 cycles wet	>=3,5	250 cycles wet	>=3,5
		20 cycles perspiration	>=3 Grey scale	50 cycles perspiration	>=3,5	80 cycles perspiration	>=3,5
COLOUR FASTNESS TO LIGHT	ISO 105B02	>=3 Grey scale		>=3 Grey scale		>=3 Grey scale	
FINISH ADHESION	ISO 11644	Not required		Minimum 2 N/mm		Minimum 2 N/mm	
FLEXING ENDURANCE	ISO 5402	Not required		Not required		No finish damage cracks 50 000 cycles	
TEAR STRENGTH	ISO 3377	>=20 N		Minimum >=20 N		Minimum >=20 N	
TENSILE STRENGTH	ISO 3376	>= 8 N/mm ²		>= 8 N/mm ²		>= 8 N/mm ²	

TIPS & TRICKS

For legal reasons it is very important that we only communicate that our products comply with the REACH requirements and do not promise chemical free items. This being due to

the risk of chemicals being transferred after production – even by a guest sitting in the sofa after delivery.



PA
EL
77

EXTENDED COLOUR RANGE

In addition to our standard fabric colours from the BoConcept collection we offer an extended colour range on a limited selection of fabrics within the entry level price range, like Leeds, Nani, Bresso and Bristol.

NOTE: due to the production + transport time, as well as the MOQ, these fabrics are primarily suited for larger projects with a delivery date 3-4 month after order placement. The fabric selection is subject to ongoing color discontinuances. All color requests must therefore first be confirmed by the supplier.

LEEDS PRICE GROUP 1

Composition: 70% PL - 30% CO

Weight: 420 g/m2

Weaving: Plain

Dyeing: Yarn dyed

UK version: Back-coated

Country of origin: Turkey



Martindale: >37.000

OC Low intensity	LD	GD	HD	SD	SC Very high intensity
---------------------	----	----	----	----	---------------------------

Pilling: 4 - 5

1 Severe pilling	2	3	4	5 No change
---------------------	---	---	---	----------------

Color light fastness: 5

1 Very poor	2	3	4	5	6	7	8 Outstanding
----------------	---	---	---	---	---	---	------------------

CARE PRODUCTS



Fabric protector

Fabric cleaner

Please look in the Price book for fabric restrictions.

WHY AND WHERE DO WE USE?

The LEEDS fabric has a very rich and soft look. It's perfect for a timeless and neutral room setting and the commercial colours and attractive price point make it ideal for "starter" sofas.

The LEEDS fabric is absolutely high value for money.

MAINTENANCE

Regularly vacuum the fabric using an upholstery nozzle and low suction. We recommend using low suction because it prevent that fibers or feathers from the sofa penetrating the fabric. Dust will increase the wear on a product. In order to protect fabrics from acid in body sweat, we recommend cleaning the entire piece of furniture that is exposed to direct body contact at least twice a year.

By applying the BoConcept care products, you prevent the risk of stains and dirt penetrating the fabric. Heavily used areas such as seats, arm and backrests require more frequent care.

Avoid placing furniture in high-humidity areas as it may result in mould, discolouration and quality deterioration. Contact with alcohol, thinner and benzene/benzole will cause colour and quality deterioration. Also avoid contact with chemical materials such as paints, nail polish or nail polish remover.

Jeans and colourful clothes may discolour light fabric surfaces.

TIPS & TRICKS

Please be aware that the fabric will age with time and wrinkles will occur on large surfaces and this is considered normal.

MOQ = 300M

Examples of fabric usage:

- Adelaide Half 0,6m
Full 1,1m
Full with armrest 1,6m
- Carmo chair/ basic unit
416-1000 2,8m
- Modena 2.5 seater
439-2501 5m
- Adelaide living chair
406-1410 2,5m

LEADTIME 15-17 WEEKS

Please contact your local BoConcept contract team.





NANI PRICE GROUP 1

Composition: 100% PL
 Weight: 530 g/m2
 Weaving: Plain
 Dyeing: Piece dyed
 UK version: Back-coated
 Country of origin: China



Martindale: 50.000

OC Low intensity	LD	GD ●	HD	SD	SC Very high intensity
----------------------------	-----------	-------------	-----------	-----------	----------------------------------

Pilling: 3 - 4

1 Severe pilling	2	3	4	5 No change
----------------------------	----------	----------	----------	-----------------------

Color light fastness: 6

1 Very poor	2	3	4	5	6	7	8 Outstanding
-----------------------	----------	----------	----------	----------	----------	----------	-------------------------

CARE PRODUCTS



Fabric protector

Fabric cleaner

Please look in the Price book for fabric restrictions.

WHY AND WHERE DO WE USE?

The NANI fabric has a very nice fine structure and veining, making it perfect for a timeless modern style. It has the high performance of a synthetic fibre.

Ideal for 'starter' products.

MAINTENANCE

Regularly vacuum the fabric using an upholstery nozzle and low suction. Dust will increase the wear on a product. In order to protect fabrics from acid in body sweat, we recommend cleaning the entire piece of furniture that is exposed to direct body contact at least twice a year.

By applying the BoConcept care products, you prevent the risk of stains and dirt penetrating the fabric.

Heavily used areas such as seats, arm and backrests require more frequent care.

Avoid placing furniture in high-humidity areas as it may result in mould, discolouration and quality deterioration.

Contact with alcohol, thinner and benzene/benzole will cause colour and quality deterioration. Also avoid contact with chemical materials such as paints, nail polish or nail polish remover.

Jeans and colourful clothes may discolour light fabric surfaces.

TIPS & TRICKS

Please be aware that the fabric will age with time and wrinkles will occur on large surfaces and this is considered normal.

MOQ = 300M

Examples of fabric usage:

- Adelaide Half 0,6m
Full 1,1m
Full with armrest 1,6m
- Carmo chair/ basic unit
416-1000 2,8m
- Modena 2.5 seater
439-2501 5m
- Adelaide living chair
406-1410 2,5m

LEADTIME 15-17 WEEKS

Please contact your local BoConcept contract team.

Composition: 100% polyester

Weight: 370 g / m²

Weaving:

Dyeing:

Martindale: 50.000

OC Low intensity	LD	GD	HD	SD	SC Very high intensity
----------------------------	-----------	-----------	-----------	-----------	----------------------------------

Pilling: 3 - 4

1 Severe pilling	2	3	4	5 No change
----------------------------	----------	----------	----------	-----------------------

Color light fastness: 6

1 Very poor	2	3	4	5	6	7	8 Outstanding
-----------------------	----------	----------	----------	----------	----------	----------	-------------------------

CARE PRODUCTS



Fabric protector

Fabric cleaner

Please look in the Price book for fabric restrictions.

At BRESSO, everything revolves around comfort. With its knitted look, this microfiber fabric is not only a real eye-catcher, it also feels wonderfully soft and inviting. The perfect combination of comfort and robustness.

Properties of the substance

A slight wrinkling is to be expected while you are sitting on your new piece of furniture. This feature occurs in all materials and gives your piece of furniture an unmistakable character. The type and scope depend on the selected seat cushions and fabrics.

MAINTENANCE:

Vacuum the fabric regularly. Dust increases the abrasion and wear of the product. In order to protect the fabric from the acid contained in body sweat, we recommend cleaning pieces of furniture that are exposed to direct body contact at least twice a year.

Apply BoConcept care products to prevent discoloration and dirt from penetrating the fabric. Heavily used areas such as the seats as well as the arm and backrests require more frequent care and cleaning measures.

Avoid placing the piece of furniture in rooms with high humidity, as this can cause mold, discoloration and loss of quality. Contact with alcohol, thinners and benzenes / benzenes will affect the color and quality of the material.

Also avoid contact with chemicals such as paints / varnishes, nail polish and nail polish remover. Jeans and brightly colored clothing can discolour light-colored fabric surfaces.

vigorous brushing as this may result in permanent damage.

Please be aware that the fabric will age with time and wrinkles will occur on large surfaces and this is considered normal.


MOQ = 200M

Examples of fabric usage:

- Adelaide Half 0,6m
Full 1,1m
Full with armrest 1,6m
- Carmo chair/ basic unit
416-1000 2,8m
- Modena 2.5 seater
439-2501 5m
- Adelaide living chair
406-1410 2,5m

LEADTIME 15-17 WEEKS

Please contact your local BoConcept contract team.





BRISTOL PRICE GROUP 2

Composition: 100% PL

Weight: 370 g/m2

Weaving: Plain

Dyeing: Yarn dyed

FR version: back coated

Country of origin: China



Martindale: 30.000

OC Low intensity	LD	GD	HD	SD	SC Very high intensity
---------------------	----	----	----	----	---------------------------

Pilling: 4 - 5

1 Severe pilling	2	3	4	5 No change
---------------------	---	---	---	----------------

Color light fastness: 4

1 Very poor	2	3	4	5	6	7	8 Outstanding
----------------	---	---	---	---	---	---	------------------

CARE PRODUCTS



Fabric protector

Fabric cleaner

Please look in the Price book for fabric restrictions.

WHY AND WHERE DO WE USE?

BRISTOL is the perfect choice for an easy-to-maintain upholstery with beautiful looks. The fabric features a tactile plain weave that creates a subtle texture and timeless expression.

FABRIC CHARACTERISTICS

The fabric colour can vary due to the chenille effect in the fabric. This can be adjusted by stroking the fabric and hereby aligning the direction of the piles. All pile and chenille fabrics are subject to pressure markings. This must be accepted especially on areas of the fabric subjected to preferential use. Pile flattening may be restored to some degree by gently steaming and brushing with a soft brush to 'lift' the pile. Avoid vigorous brushing as this could result in permanent damage. Light creases are to be expected as your new furniture is setting in. All materials display this characteristic adding beauty and uniqueness to your piece of furniture.

The extent varies depending on cushions and your choice of fabric.

MAINTENANCE

Regularly vacuum the fabric. Dust will increase the wear on a product. In order to protect fabrics from acid in body sweat, we recommend cleaning the entire piece of furniture that is exposed to direct body contact at least twice a year. By applying the BoConcept care products, you prevent the risk of stains and dirt penetrating the fabric. Heavily used areas such as seats, arm and backrests require more frequent care. Avoid placing furniture in high-humidity areas as it may result in mould, discolouration and quality deterioration. Contact with alcohol, thinner and benzene/benzole will cause colour and quality deterioration. Also avoid contact with chemical materials such as paints, nail polish or nail polish remover. Jeans and colourful clothes may discolour light fabric surfaces.

MOQ = 300M

Examples of fabric usage:

- Adelaide Half 0,6m
Full 1,1m
Full with armrest 1,6m
- Carmo chair/ basic unit
416-1000 2,8m
- Modena 2.5 seater
439-2501 5m
- Adelaide living chair
406-1410 2,5m

LEADTIME 15-17 WEEKS

Please contact your local BoConcept contract team.





CONTRACT FABRICS

We have a vast upholstery selection, including fabrics by Camira - the British heritage maker - and Gabriel - the Scandinavian one-stop specialist - leading the industry with a focus on long-lasting comfort and durability, innovation and sustainability – all qualities we love. With the addition of the Prescott leather range.

NOTE: The contract fabric collection is divided into price groups, just as the Boconcept standard collection. Information on the price groups , delivery time and minimum order size on the next pages.

CAMIRA

WHY CAMIRA?

Camira designs and manufacture fabrics for a wide range of commercial interiors, such as offices, schools, universities, cinema, auditoria, bars, restaurants and healthcare.

All fabrics meet international technical standards and come with a minimum 5 year guarantee of wearability.

Click on the collections hyperlinks to check out color range and order the fabric sample cards.

SOFT & TASK SEATING	PRICE GROUPS
Xtreme	5
Era	5
Rivet	5
X2	7
Aspect	7
RePlay	7
Vita (faux letaher look)*	8
Synergy	11
Main Line Flax	11
Oceanic	11
Sumi	11
Blazer	12
Regent	12
Deca*	13
Yoredale	13

* Check availability with the Contract department.

MINIMUM ORDER QUANTITY

(MOQ per color)

- 9 Sofas seats
- 9 Living chairs
- 20 Dining chairs without armrest
- 15 Dining chairs with armrest

For orders less than the minimum quantity, a fee of 200€ will be charged on the invoice.

IMPORTANT

- FR certification available on all materials.


DELIVERY TIME

European supplier:

Normal lead time + approx. 3 weeks.
Please contact your local BoConcept contract team.

Asian supplier:

Please contact the BoConcept contract team
contract@boconcept.com



**PRODUCT STORY:
EXPLORE OCEANIC**

Each year, 12 million tonnes of plastic enters our oceans

Once there, its effects are felt throughout the eco-system. Responsible for harming over 800 species of marine life, plastic pollution is a manmade disaster - threatening one of our most crucial life sources with every passing day.

Oceanic is a reflection of Camira's ongoing commitment to environmental product stewardship, building on our expertise in recycled polyesters to incorporate marine plastic waste for the very first time. Created entirely from recycled plastic, Oceanic brings new life to thrown away products - from debris found floating in our seas to post-consumer plastic bottles, destined for landfill.

One small drop in the mission to clean both the earth and its ocean, this contemporary fabric is a recycled polyester with a purpose.



GABRIEL

ABOUT GABRIEL

Since the first spinning machines were set in motion in 1851, Gabriel Group has evolved into a global furniture fabric company and a one-stop specialist, providing a full palette of solutions and services for the international furniture industry, including fabrics, furniture and components, customised sample solutions, acoustic comfort, and knitting and embellishment services. [Learn more.](#)

Read [Gabriel Sustainability report.](#)

SOFT & TASK SEATING	PRICE GROUPS
Blend (not suitable for UK)	7
Connect*	7
Cura*	7
Noma*	7
Renew Loop	7
Step*	7
Cyber	7
Step Melange*	7
Grain	7

* (All collection except from Lugano headboards and Hampton sofa)

MINIMUM ORDER QUANTITY

(MOQ per color)

- 9 Sofas seats
- 9 Living chairs
- 20 Dining chairs without armrest
- 15 Dining chairs with armrest

IMPORTANT

- FR certification available on all materials.

DELIVERY TIME

European supplier:

Normal lead time + approx. 3 weeks.
Please contact your local BoConcept contract team.

Asian supplier:

Please contact the BoConcept contract team
contract@boconcept.com

PRESCOTT

COLLECTION OF 105 COLOURS

Bovine of European origin, lightly bued natural grain.

Thickness 1.2 – 1.4 mm. Chrome tannage. The average size of each hide is around 4.8 – 5.0 sqm.

Through dyed; nishing with resins and pigments. Article with a pigmented and protective coat, with a so, waxy feel and semi-matt appearance.

SOFT &
TASK SEATING

PRICE
GROUPS

Prescott

13

MINIMUM ORDER QUANTITY

(MOQ per color)

Standard colors:

9 Sofas seats

9 Living chairs

20 Dining chairs without armrest

15 Dining chairs with armrest

None-standard colors:

12 Sofas seats


40 Living chairs

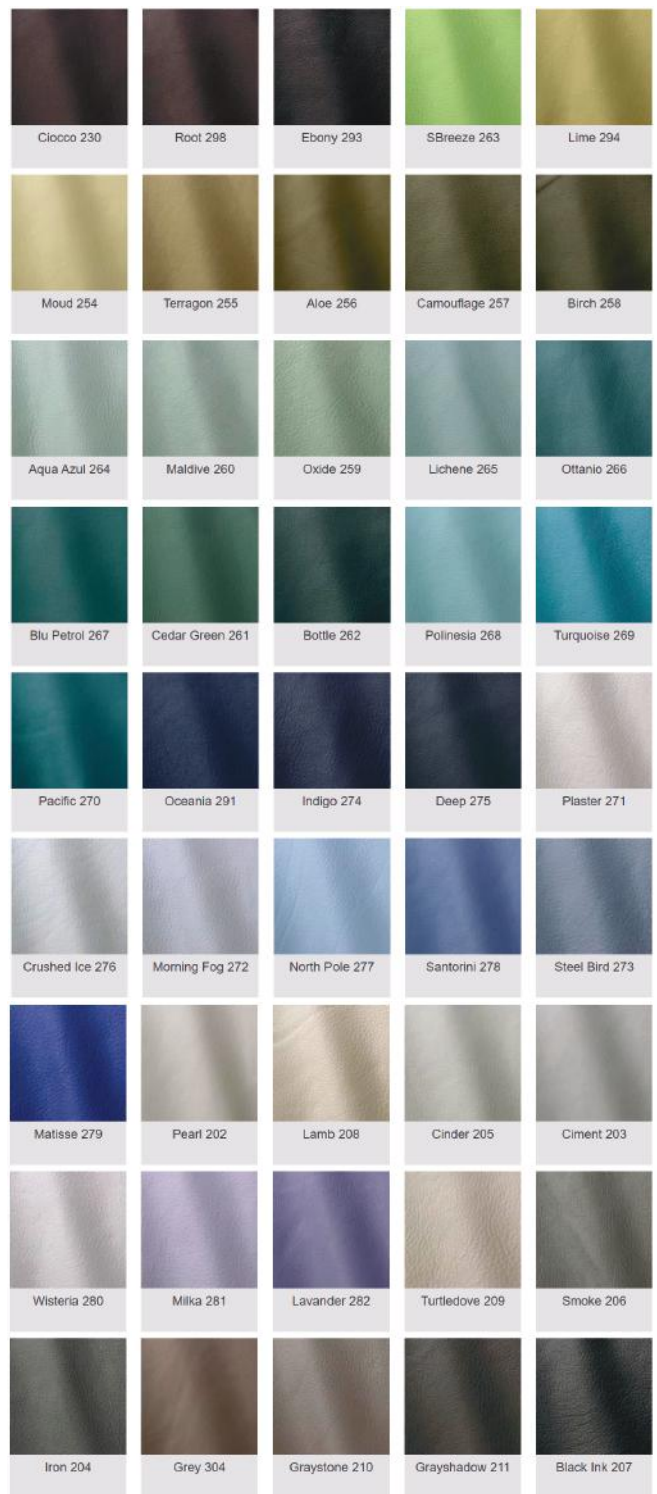
30 Dining chairs without armrest

18 Dining chairs with armrest

DELIVERY TIME

For more information regarding delivery time and support, please contact your local BoConcept contract team.





* Visualized colors are for reference only and may differ from real ones.



C.O.M. FABRICS

If you can't find the textile you have in mind, our Customers Own Material (COM) service gives you the option of using textiles on BoConcept products beyond those included in our standard offering.

C.O.M. FABRICS

IMPORTANT

- All COM fabrics are prized in PG3
- All expenses for testing and transport of fabrics are to be covered by the client
- Any fabric related claims will not be covered by BoConcept A/S
- Min. project size requirement

Contact your local BoConcept contract team for further information.



BoConcept[®]
L I V E E K S T R A O R D I N æ R

CONTRACT@BOCONCEPT.COM