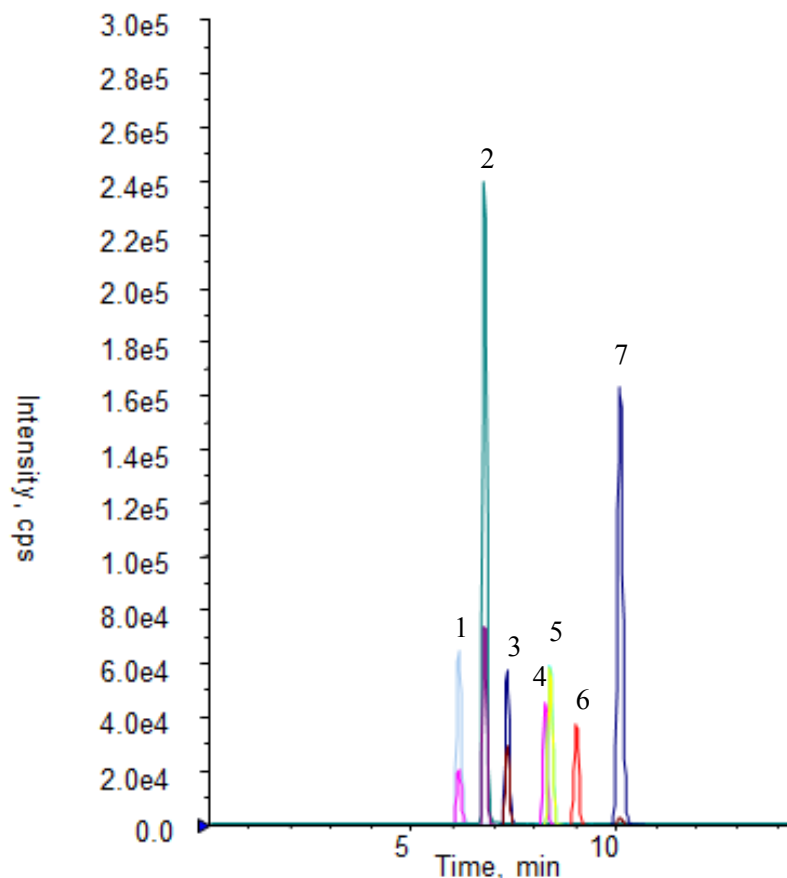


InertSearch™ for LC

Inertsil® Applications

Analysis of Neonicotinoids

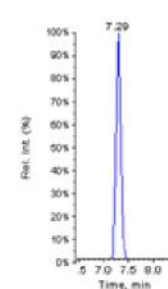

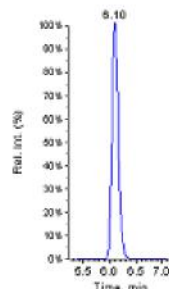
Data No. LB506-0848



1. Dinotefuran

2. Nitenpyram




3. Thiamethoxam



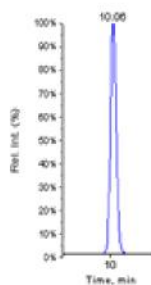
4. Imidacloprid

5. Clothianidin

6. Acetamiprid



7. Thiacloprid



Conditions

Column : InertSustain C18 (3 μ m, 75 \times 2.1 mm I.D.)

Column Cat. No. : 5020-07413

Eluent : A) 5 mM CH₃COONH₄ in CH₃OH
B) 5 mM CH₃COONH₄ in H₂O
A/B = 5/95 – 4 min – 40/60 – 10 min – 50/50

Flow Rate : 0.15 mL/min.

Col. Temp. : 40 °C

Detection : LC/MS/MS (4000QTRAP®: ESI Positive, MRM)

Injection Vol. : 100 μ L

No	Compound	Mw	m/z		
			Q1	Q3	
1	Dinotefuran	202.2	203	129	87
2	Nitenpyram	270.7	271	126	237
3	Thiamethoxam	291.7	292	211	181
4	Imidacloprid	255.7	256	209	175
5	Clothianidin	249.7	250	169	132
6	Acetamiprid	222.7	223	126	90
7	Thiacloprid	252.7	253	126	90

Conc. 1.0 μ g/L