

WILSON COUNTY

**FAIR &
RODEO**
JULY 26 - 30

WILSON CO. FAIRGROUNDS

2023



GENERAL RULES

ENTRY RULES

1. 4-H, FFA and all livestock exhibits require advance entries. Entries are due in the Wilson County Extension Office June 30. **LATE ENTRIES BY 4-H AND FFA MEMBERS WILL RESULT IN NOT BEING ABLE TO SHOW IN 4-H AND FFA CLASSES OR SELL IN THE PREMIUM SALE. THEY WILL BE ABLE TO SHOW IN OPEN CLASS AND SELL AT A BASE BID.** Open class (except livestock) pre-entry preferred but not required. Request additional entry forms from the County Extension Office (620-378-2167). Entries will be made online this year.
2. Legal residents, Wilson County property owners and 4-H families enrolled in Wilson County may enter exhibits.
3. In open class, an exhibitor may enter only one exhibit per class in all departments **except Beef Cattle, Dairy Cattle, Poultry, Rabbits, Sheep, Swine, and open class sewing and fancy work, arts and crafts.**
4. In 4-H, an exhibitor may enter only one exhibit per class in all departments unless listed differently in the department rules.
5. All exhibits should be the current years' work or not have been displayed previously at the Wilson County Fair.
6. Exhibitors must comply with state and federal laws. It is illegal to possess threatened or endangered wildlife, or the feathers, nests or eggs of non-game birds. Game birds and game animals taken legally during an open season may be used. The use of wild live animals in educational exhibits is prohibited.
7. Entry times - Thursday from 5:30 pm to 7:30 p.m. - All exhibits are entered at this time.

These exceptions:

****Open class flowers, open class foods and 4-H flowers will be entered on Friday from 8 to 9:30 a.m.**

****4-H and open class livestock will be checked in and weighed in on Friday from 7:30 - 10:30 am. See schedule for individual species weigh in/check in. No late entries will be accepted.**

****Booths may be set up on Wednesday, July 26th from 10:00 am - 5:00 pm and Thursday, July 27th from 9:00 am - 5:00 pm. Booths must be in place by Thursday evening at 5:00 pm. This will include all 4-H Club Booths, Project Booths, WEC Booths.**

****All exhibits will remain open from 12:00 p.m. - 9:00 p.m. Friday, 8:00 a.m. - 9:00 p.m. Saturday, 10:00 a.m. - 1:30 p.m. on Sunday.**

****REMOVAL TIMES****

ALL EXHIBITS MUST REMAIN UNTIL 11:00 AM. ON SUNDAY AND MUST BE REMOVED BY 1:30 P.M.!!! If you are unable to pick up your exhibits at this time, please make arrangements with someone else to pick them up.

AGE GROUP RULES

Age January 1st of the current year

Age Group 1 - 10 and under

Age Group 2 - 11-14

Age Group 3 - 15-19

Age Group 4 - Over 19

LIABILITY

1. In no event will the Wilson County Fair Association or it's officers, directors or members be held responsible for any loss or damage to property or person of exhibitors or other persons while on the fairgrounds whether said loss or damage shall arise from accidents or any cause whatever.
2. All protests must be made in writing to the Wilson County Fair Association Secretary by an affidavit setting

forth the grounds for protesting. Protests against the exhibition of any entry must be filed before the entry is judged. The Wilson County Fair Association reserves the right to construe its own rules and regulations and to determine arbitrarily all matters and differences in regard thereto.

AWARDS

1. All exhibits must be the property of the exhibitor and must be grown, produced, or made during the year immediately preceding the fair.
2. Judges reserve the right to place an exhibit as they see fit, based on the quality of the exhibit.
3. Superintendents may remove anyone interfering with the judge's work.
4. Grand Champion and Reserve Champion ribbons in open class will be awarded if merited in Beef, Sheep, Swine, Goats, Rabbits, Crops, Vegetables, Fruits, Fancy Work, Quilting & Sewing, Foods, Food Preservation, Arts, Crafts, Flowers, and Plants, Photography, Woodworking, Poultry and WEC Booths. No other gifts will be given other than ribbon premiums in open class.

PREMIUMS

1. Premiums in both Open Class and 4-H will be: Grand Champion \$3.75, Reserve Champion \$2.75, Top Blue \$2.00, Blue \$1.75, Red \$1.50, and White \$1.25. Premiums are paid on the highest ribbon won. In open class only one blue, red and white is awarded in each class. In 4-H, the judge may award any number of top blues, blues, reds, and whites. The Wilson County Fair Association reserves the right to prororate all premiums.
2. Exhibitors must check out with the superintendents before premiums on exhibits will be paid. Premiums will be paid following the fair.
3. The Fair reserves the right to withhold premiums and ribbons from persons violating any of these rules.

LIVESTOCK

1. Only blue ribbon animals will show for Grand Champion Awards.
2. All breeding stock must be the property of the exhibitor. Registered breeds must have registration papers in the 4-H's name according to State 4-H rules.
3. All livestock exhibitors will clean their own stall after the fair. Trucks will be available for stall waste and waste should not be left in piles around the barns. Fair premiums maybe withheld if stall cleanup is not considered complete by the Fair Board.
4. All sheep and goats including wethers need scrapie tags except registered dairy goat does which are tattooed and accompanied by their registration papers.
5. Any exhibitor who is found to have tampered with or who inhumanely abuses an animal will be disqualified immediately.
6. All bedding will be paid for by the exhibitor. Chips will be available for purchase at the fair. NO STRAW should be used in stalls!

HEALTH REQUIREMENTS

POULTRY

All poultry except waterfowl, must show proof that they are pullorum-typhoid clean at the time of entry to the fair by one of the following methods:

- a. Have a negative blood test for pullorum-typhoid at the time of entry at the fair. Testing should be done prior to the fair. Check with the Extension Office for more information and a list of qualified testers. Poultry Testing is required for the 2023 fair. A testing date is set for July 5th 4:00 - 6:00 PM
- b. An official VS form 9-3 certifying that all birds in the flock over 4 months of age have had a negative test for pullorum-typhoid within the past year is acceptable.
- c. Presenting evidence that entries were purchased from a U.S. Pullorum-typhoid clean source and are physically separated (housed in separate houses) from other flocks on the premises is acceptable.
- d. An official VS form 9-2 signed by an official blood testing agent showing that the entries have had a negative result from an official pullorum-typhoid test conducted within 90 days prior to the exhibition. The sealed legband numbers of the bird(s) must appear on the form.

Open Class

DEPARTMENT OA

OPEN CLASS ARTS

Superintendent - Fredonia Arts Council

Fredonia Arts Council Special Merit Award-\$3 in each age group. (See general rules for age groups.)

Blue, Red and White Ribbons will be awarded per class in each of the age divisions (as listed in the Age Group Rules) according to entries and quality of the work.

All entries must be original. All entries must be matted and have a firm-stiff backing, such as corrugated cardboard with a hanger securely attached (string with masking or scotch tape is not acceptable)

NO EXCEPTIONS. Entries may be wrapped in clear acetate for protection. Entries will be judged on originality, composition, sensitivity, and according to age groups.

** Two entries per class is allowed**

TWO DIMENSIONAL ART

CLASS

OA01.	Charcoal
OA02.	Crayon/markers
OA03.	Pastel
OA04.	Acrylic
OA05.	Oil, MUST BE DRY
OA06.	Water Color
OA07.	Pen and Ink
OA08.	Pencil
OA09.	Mixed Media
OA10.	Printmaking
OA11.	Digital Art
OA12.	Computer Generated Art
OA13.	Other Art
OA14.	Concrete Art
OA15.	Resist Art
OA16.	Fluid Art
OA17.	Paper Art

SCULPTURE CLASS

OA18.	Wood
OA19.	Handmade Ceramics
OA20.	Metal Wire
OA21.	Other Sculpture
OA22.	Wheelthrown Ceramics
OA23.	Plaster

TEXTILES

OA24.	Textile Art
-------	-------------

BARN QUILT BLOCK ENTRY

Rules:

* Must be a 2' x 2' square. Display cannot be on point (diamond shaped) due to display limitations.

* Needs to be prepared for hanging. Adequate hanger must be attached that will hold the weight of the block.

* Must be on 3/8" or 1/2" thick exterior durable material.

Recommendations:

Use MDO (medium density overlay) board

Prime board with two coats of primer.

Use latex enamel paint.

Original designs are encouraged. If copied, credit should be given.

OA25.	Painted Quilt Block
-------	---------------------

DEPARTMENT OB

OPEN CLASS BEEF

CATTLE

Superintendent - Randy Smith

Open class livestock may be brought for exhibit only or show by registering in the office by June 30. Registration is needed to guarantee space. (620-378-2167)

General Rules apply, note health requirements.

CLASS AGE LIMITS:

Three heifers or three bulls of any breed will constitute a breed show. Those breeds with less than three animals will show together in another breeds class.

CLASS

OB01	Sr. Heifer Calves: Sept 1, 2022- Dec 31, 2022
OB02	Summer Yearling Heifer: May 1, 2022 - August 31, 2022
OB03	Jr. Yearling Heifer: Jan 1, 2022-April 30, 2022
OB04	Sr. Yearling Heifer: Sept 1, 2021 -Dec 31, 2021
OB05	Cow/Calf Pair dropped after Sept 1, 2022
OB06	Sr. Bull Calves: May 1, 2022- Dec 31, 2022
OB07	Jr. Yearling Bull: Jan 1, 2022-April 30, 2022
OB08	Sr. Yearling Bull: Sept 1, 2021-Dec 31, 2021
OB09	Bulls born prior to Sept 1, 2021
OB10	Market Steers (All Breeds)
OB11	Bucket Calf for exhibitors 9 & under years of age*
OB12	Bucket Calf for exhibitors 10-12 years of age (Age as of Jan 1 of current year)*

*Either dairy or beef animals may be shown. Calves must be born between January 1 and June 1 of the current year and should be purchased within two weeks of birth. Calves shown in the 4-H bucket calf show are ineligible for open class. Other rules applying to 4-H bucket calves also apply to open class. However, open class calves are not required to be weighed and tagged in May. Questions will be asked by the judge during the show. Care of the animal will be the main subject of questions. 50% knowledge, 25% showmanship, 25% grooming and care.

DEPARTMENT OC

OPEN CLASS CRAFTS

Superintendents - Vicki Starr & FAC

Crafts include use of kits, hobbies and/or original craft designs.

** Two entries per class is allowed**

CERAMICS CLASS

OC01	Special Occasion (Christmas, Easter or Holidays)
OC02	Stain (Bisque) Ceramics
OC03	Hand Decorated Ceramics
OC04	Glaze Decorated Greenware Ceramics
OC05	Drybrush Ceramics
OC06	Underglazed decorated greenware ceramics

DEPARTMENT OC
OPEN CLASS CRAFTS (cont)
Superintendents - Vicki Starr FAC

HOBBIES CLASS

OC07	Wood Carving
OC08	Plaster craft
OC09	Decoupage
OC10	Wood-burning
OC11	Mosaics (seed, wood, tile, etc)
OC12	String or Wire Art
OC13	Handmade Artificial Flowers
OC14	Basket Weaving
OC15	Tin Punch
OC16	Leather craft
OC17	Stenciling
OC18	Sand Art
OC19	Stained Glass
OC20	Decorated Garments (Not Tie Dye)
OC21	Craft Made of Cement
OC22	Beaded Craft
OC23	Stepping Stones
OC24	Craft Made From Duct Tape
OC25	Origami
OC26	Craft Made From Fabric
OC27	Craft Made From Wood
OC28	Special Occasion Craft
OC29	Plastic Canvass
OC30	Recycled Materials Craft
OC31	Handcrafted Jewelry
OC32	Felt Craft
OC33	Craft Made from a Kit
OC34	Tie Dyed Garment
OC35	Handmade Cards
OC36	Decorated Bird House or Feeder
OC37	Paper Craft
OC 38	Paper Collage
OC39	Other Hobbies

NURSERY AND DAY CARE
STUDENTS CLASS

OC 40	Any product made by a student of any age in a day care nursery or child care center. (exception to general rule: may enter up to 5 items per exhibitor in this class)
-------	---

AFTER SCHOOL PROGRAMS CLASS

OC41	After School Program Projects (Sprouts etc.) (exception to general rule: may enter up to 5 items per exhibitor in this class)
------	---

REST HOME RESIDENTS CLASS

OC42	Wood Craft
OC43	Bead Craft
OC44	Plastic Canvass
OC45	Leather Work
OC46	Tin Punch
OC47	Picture made by any media
OC48	Ceramics
OC49	Needlework
OC50	Latch-hook
OC51	Fluid Art
OC52	Other Rest Home Resident item

DEPARTMENT OD

OPEN CLASS

DAIRY CATTLE

(Requires advance entry by June 30)

Superintendent -

* All Dairy classes must be pure-bred dairy.

**All breeds will show together

CLASS

OD01	Heifer calf dropped after Sept 1, 2022
OD02	Yearling Heifer, dropped between Sept 1, 2021 & Sept 1, 2022
OD03	Heifer or cow dropped before Sept. 1, 2021

DEPARTMENT OE

OPEN CLASS WEC

BOOTHS AND BANNERS

Superintendent – Rita Drybread

The Wilson County Fair Association will pay: First, \$15.00 and Second \$10.00 for WEC booths.

**Booths may be set up on Wednesday, July 26th from 10:00 am - 5:00 pm and Thursday, July 27th from 9:00 am - 5:00 pm. Booths must be in place by Thursday evening at 5:00 pm.

*** WEC Booths may be taken down beginning at 10:30 am on Sunday, July 30th. All booths should be completely disassembled and materials from them should be removed by 3:00 pm so building clean up can be completed.

**Note: no other exhibits may be taken from the exhibit building until 2:30 p.m.!

WEC BOOTH CLASS

OE01	WEC Booth
------	-----------

WEC BANNER CLASS

1. Each WEC may enter one banner. Enter them in the club name on the entry form by June 30.
2. Dimensions are to be no less than 12 and no more than 16 square feet, with a minimum of 3 ft. on one side. Lettering should be at least 2 inches in height.
3. Banners must be hung on a rod strong enough to support the banner. Attach a wire, chain or rope to hang the banner.
4. A label is to be attached to the back lower left hand corner of the banner giving the name of the club, county and year.

OE02 WEC Banner

DEPARTMENT OF OPEN CLASS FIELD CROPS

Superintendent – Karen Meseraull

Rules - General Rules Apply

1. No plugs in jars of grain will be allowed.

CLASS

OF01	10 ears white corn
OF02	10 ears yellow corn
OF03	6 white corn plants, stalks, roots and ears
OF04	6 yellow corn plants, stalks, roots and ears
OF05	10 ears popcorn
OF06	10 ears Misc corn
OF07	1 quart wheat, any variety
OF08	1 quart oats, any variety
OF09	1 quart winter barley, any variety
OF10	6 soybean plants, stalks, and roots
OF11	10 heads grain sorghum
OF12	6 stalks forage sorghum
OF13	1 quart alfalfa seeds
OF14	1 quart sweet clover seeds
OF15	1 quart soybeans
OF16	3 flakes alfalfa hay
OF17	3 flakes prairie hay
OF18	3 flakes Sudan or Sorghum and Sudan Hay
OF19	3 heads Sunflowers
OF20	1 gallon Sunflower Seeds
OF21	Miscellaneous crops

DEPARTMENT OG OPEN CLASS FLORICULTURE

Superintendents

Wilson Co. Conservation Auxiliary

Wilson Co. Conservation Auxiliary Special Merit Award - \$3 in each age group. (See general rules for age groups)

General Rules Apply

All entries must be real flowers, vines or plants grown by the exhibitor. Purchased plants in the exhibitor's care one year are acceptable. All entries must be in adequate, not-tipping containers. Paper cups and pop bottles are not acceptable. No leaf shine. If a class is specifically stated enter that class, not other. One entry per class.

To be exhibited in suitable artistic container. Small accessories and greenery permitted.

CLASS

OG01.	Everlasting such as strawflowers, Bachelor Buttons
OG02	Ornamental Grasses
OG03	Garden Flowers-Mixed
OG04	Garden Flowers-one kind
OG05	Snapdragons
OG06	Wildflowers
OG07	Flowers in kitchen utensil
OG08	Day lilies
OG09	Lilies

OG10.	Plant or Flowers in Driftwood
OG11	Miniature 6" by 6"
OG12	Dried or treated material
OG13	Centerpiece
OG14	Holiday Centerpiece
OG15	Religious Centerpiece
OG16	All white with greenery
OG17	Ornamental Gourds
OG18	Vegetables with wheat for Patio table
OG19	In cup and saucer

FLOWERS CLASS

**Judged on the perfection of flowers.
Show with own foliage.**

OG20	5 Cosmos
OG21	1 Single Tea Rose
OG22	3 Roses
OG23	3 Cockscornb
OG24	5 Daisies
OG25	3 Gladioli
OG26	5 Zinnias
OG27	5 Marigolds
OG28	5 Gaillardias
OG29	5 Asters
OG30	5 petunias
OG31	5 Sunflowers
OG32	5 Salvia
OG33	5 Other flowers, one variety

GROWING PLANTS IN POTS CLASS

OG34	Vines such as philodendron
OG35	African Violets
OG36	Begonias
OG37	Oxalis
OG38	Non-blooming houseplants grown for foliage
OG39	Blooming Houseplants with blooms
OG40	Specimen Cactus
OG41	Specimen Succulent
OG42	Cooking Herbs - 3 pots
OG43	Lantana
OG44	Asparagus Fern
OG45	True Fern
OG46	Wandering Jew
OG47	Geranium
OG48	Ornamental Pepper
OG49	Potted Tree

OG50	Hanging Planter - Foliage
OG51	Hanging Planter - Blooming
OG52	Coleus
OG53	Other Potted Plant

GROWING PLANTS CLASS

OG54	Terrarium with lid
OG55	Whimsical/ Fairy Garden no
OG56	Dish garden No lid

IRON SUPPORTERS

Advanced Healthcare Associates
Georgia Tharp - AFLAC
Blackjack Herford Ranch
Bracken Soil Services
Dr. Morris & Hill Medical Clinic
El Puerto Mexican Restaurant
Fredonia Napa Auto Parts
Fredonia Outdoor Equipment
Fredonia Pharmacy
Fredonia True Value
Graff Ranch
Jay Hatfield
L2 Reality, Inc.
Little Bear trading Company
Mustain Used Cars
Porter Crop Insurance
Porter Drug Store
R. Puckett Farms
Royal T Construction
Salt Creek Veterinary Clinic
Shelter Insurance - Tammy Baker
The Rail Yard
Tindle Construction
TCI Fabrication
Wilson County Saddle Club
Wilson County Title
Nancy Timmons

DEPARTMENT OH

OPEN CLASS FOODS

Superintendent- Janice Reese
Assistants- Pat Bonner

All baked goods must be on paper plates, or covered cardboard and enclosed in clear plastic or cellophane bags. Cakes may be entered in a cake box or on a cake board. Please use disposable pie tins. No perishable exhibits (items that require refrigeration such as cream cheese frostings) will be accepted. All foods will be sold.

**** Entries should not be from the same batch or batter (for example families sharing from the same batch or batter).**

BISCUITS CLASS

OH01.	Baking Powder, plate of 6
OH02	Baking Soda, plate of 6
OH03	Buttermilk, plate of 6
OH04	Drop Biscuits, plate of 6

BREADS CLASS

OH05	1 loaf white bread
OH06	1 loaf wheat bread
OH06	1 loaf bread machine bread
OH07	1 loaf nut bread
OH08	1 loaf fruit bread
OH9	Plate of 6 cornbread muffins
OH010	Plate of 6 muffins
OH11	Fancy yeast breads
OH12	Plate of 6 white rolls
OH13	Plate of 6 wheat rolls
OH14	Plate of 6 fancy dinner rolls
OH15	Plate of 6 cinnamon rolls

PIES CLASS

OH16.	One crust pie
OH17	Two crust pie
OH18	Tarts - plate of 4
OH19	Fancy pastry

CAKES CLASS

OH20.	Iced white cake
OH21.	White cake, no icing
OH22.	Chocolate cake, iced
OH23.	Chocolate cake, no icing
OH24.	Sponge cake, iced
OH25.	Sponge cake, no icing
OH26.	Devils-food cake, iced
OH27.	Devils-food cake, no icing
OH28.	Angel food cake, no icing
OH29.	Spice cake
OH30.	Upside down cake
OH31.	Coffee cake
OH32.	Other cake made from scratch
OH33.	Any cake made from a mix
OH34.	Decorated cake-to be judged on decoration alone and not sold
OH35.	Cupcakes, iced
OH36.	Cupcakes, no icing
OH37.	Cupcakes, decorated-judged on decoration alone and not sold

CANDY CLASS

OH38.	6 pieces' divinity
OH39.	6 pieces' fudge
OH40.	6 pieces' toffee
OH41.	6 peanut butter balls
OH42.	6 popcorn balls
OH43.	6 suckers
OH44.	6 pieces' holiday candy
OH45.	Other candy, 6 pieces of 1 kind
OH46.	Other candy, 6 pieces of 3 kinds

COOKIES CLASS

OH47.	6 Bar Cookies
OH48.	6 Brownies
OH49.	6 Drop Cookies
OH50.	6 Hand Rolled Cookies (rolled by hand)
OH51.	6 Rolled Cookies (rolled with rolling pin)
OH52.	6 Miscellaneous Cookies
OH53.	6 Refrigerator Cookies
OH54.	6 No bake Cookies
OH55.	6 Rice Crispy treats
OH56.	6 Decorated Cookies (Judged on decoration alone)

FAIR BOARD PRESIDENTS COOKIE JAR CLASS

OH57. Jar of assorted cookies.

Jar must be decorated as attractively as desired, but the cookies must be visible. Jar decoration 25%. The jar should contain not less than 4 nor more than 6 kinds of cookies of a good size serving. Bring one of each kind on a paper plate. First prize presented to Fair Board President, 2nd to Vice President, 3rd to Secretary

FOOD PRESERVATION CLASS

All collections to be exhibited in uniform size jars, with standard lids or sealed. To be exhibited in pts, qts, or regular jelly jars, labeled as to contents with standard labels. Write canning technique on labels. Note: There are now 12 ounce canning jars available. If there is not a USDA recommended process time available for the 12-ounce jar, these may be used with a pint jar canning process recommendation. Bands should be left on jars for transporting. Mayonnaise jars are not recognized as safe and acceptable by USDA canning guidelines.

- OH60. 2 jars green beans
- OH61. 2 jars carrots
- OH62. 2 jars other vegetables
- OH63. 2 jars assorted or alike meat or fish
- OH64. 2 jars assorted or alike fruit
- OH65. 2 jars apple butter
- OH66. 2 jars other fruit butter
- OH67. 2 jars assorted or alike jellies, jams, and preserves
- OH68. 2 jars dill pickles
- OH69. 2 jars bread and butter pickles
- OH70. 2 jars sweet pickles
- OH71. 2 jars other cucumber pickles
- OH72. 2 jars other pickled vegetables (beets, okra, etc.)
- OH73. 2 jars assorted or alike relishes
- OH74. 2 jars salsa
- OH75. 2 jars assorted or alike other
- OH76. Dried Foods, 2 fruit leathers, or 2 strips of jerky in a ziplock bag, or 2 small jars of fruit or vegetables
- OH77. Two, 1 lb. Queenline jars, dark honey
- OH78. Two, 1 lb. Queenline jars, light honey

DEPARTMENT OF OPEN CLASS PHOTOGRAPHY

Superintendent – Jaylene Chaplin

All photos are to be permanently mounted (not framed) with photographic dry mount tissue or secured to white poster-board or white studio mount, No colored mats. Photo can be covered with shrink wrap or plastic but make sure photo is clearly visible. If a zip style bag is used a hanger is not required. Photos are to be mounted across the narrow (11") dimension of an 11" x 12.5" sheet of white studio mount. If mount board has two colors, please mount on WHITE side. (See 4-H Photography rules for mounting)(Photo mounts are available in Extension office)

CLASS

- OI01. Black and white landscape print
- OI02. Color landscape print
- OI03. Black and white farm animal
- OI04. Color farm animal
- OI05. Black and white portrait
- OI06. Color portrait
- OI07. Black and white wildlife
- OI08. Color wildlife
- OI09. Black and white pet
- OI10. Color pets
- OI11. Black and white, unclassified
- OI12. Color, unclassified
- OI13. Black and White object
- OI14. Color object
- OI15. Digital Camera Photo
- OI16. Computer Enhanced Digital Photo
- OI17. Picture Story 4-6 snapshots on a mount no larger than 16" x 20" NO CAPTIONS
- OI18. FOR YOUTH ONLY Color photo of Conservation Practice. Photo taken between October 2022 and July 2023



DEPARTMENT OJ OPEN CLASS POULTRY

Superintendent – Cadence and Cashton Wheeler
Classes limited to pens available.

All Poultry except waterfowl must have a negative pullorum-typhoid test before entering at the fair.
Read general rules. Poultry testing is scheduled for Wednesday July 5th 4:00-6:00 pm at the Fairgrounds.

Participants may enter TWO per class

CLASS

- | | |
|-------|--------------------------|
| OJ01. | Bantam hen |
| OJ02. | Bantam cock |
| OJ03. | Other hens or pullets |
| OJ04. | Other cocks or cockerels |
| OJ05. | Duck Drakes |
| OJ06. | Duck Hens |
| OJ07. | Geese-hens or pullets |
| OJ08. | Geese ganders |
| OJ09. | 1 Turkey |
| OJ10. | 1 Pigeon |

DEPARTMENT OK OPEN CLASS RABBITS

Superintendent – Cadence and Cashton Wheeler

Rules - General Rules Apply

Participants may enter TWO per class

Class:

- | | |
|-------|---|
| OK01. | Purebred junior buck under 6 months of age |
| OK02. | Purebred junior doe under 6 months of age |
| OK03. | Purebred senior buck over 6 months of age |
| OK04. | Purebred senior doe over 6 months of age |
| OK05. | Crossbred junior buck under 6 months of age |
| OK06. | Crossbred junior doe under 6 months of age |
| OK07. | Crossbred senior buck over 6 months of age |
| OK08. | Crossbred senior doe over 6 months of age |

DEPARTMENT OL OPEN CLASS SEWING AND FANCYWORK

Superintendent - Annette Thomas

Read Open Class General Rules. Items should be labeled with exhibitor's name and address. Participants may enter TWO per class. Must be done with a needle or utensil and thread. No crafts allowed.

All exhibits should be the current years' work or not have been displayed previously at the Wilson County Fair.
A special award trophy will be given in the Open Class Sewing and Fancywork department to an over age 75 exhibitor.

Evelyn Kidd Memorial Trophy

Awards:

Grand Champion Sewing

Reserve Champion Sewing

SEWING

CLASS

- | | |
|--------|---|
| OL001. | Lingerie, underwear, gowns, etc |
| OL002. | Fancy Dress |
| OL003. | Dress |
| OL004. | Pajamas or gowns |
| OL005. | Pants or Slacks |
| OL006. | Active Sportswear |
| OL007. | Blouses |
| OL008. | Vests |
| OL009. | Aprons |
| OL010. | Suits |
| OL011. | Coats and Jackets |
| OL012. | Baby Clothes |
| OL013. | Other Baby Item |
| OL014. | Pre-School Clothes |
| OL015. | Skirts |
| OL016. | Potholder |
| OL017. | Pair of Pillow Slips |
| OL018. | Doll Clothes |
| OL019. | Swim Suits |
| OL020. | Women's Pantsuit or Jumpsuit |
| OL021. | Sewn Bags (tote, purse, etc.) |
| OL022. | Sewn item made by exhibitor age 75 and over |

QUILTS CLASS

Awards:

Grand Champion Quilting
Reserve Champion Quilting

- OL023. Pieced and tacked, etc. or stuffed
- OL024. Cotton pieced and hand quilted
- OL025. Cotton pieced and machine quilted
- OL026. Cotton appliqued and hand quilted
- OL027. Cotton appliqued and machine quilted
- OL028. Unfinished Quilt (quilt top)
- OL029. Embroidered and Quilted
- OL030. Child's Quilt - hand quilted
- OL031. Child's Quilt - machine quilted
- OL032. Wall Hanging - machine quilted
- OL033. Wall Hanging - hand quilted
- OL034. Quilted Tablecloth
- OL035. Quilted Table Runner
- OL036. Single Quilt Block
- OL037. Stuffed Quilting, small articles such as pillow, pictures, etc.
- OL038. Quilted Clothing Article
- OL039. Polyester Quilt
- OL040. Quilted by another person
- OL041. Quilted by group
- OL042. Hand quilted item made by exhibitor age 75 and over
- OL043. Machine quilted item made by exhibitor age 75 and over
- OL044. Other Quilted item

CROCHET CLASS

Awards:

Grand Champion Yarn & Thread Work
Reserve Champion Yarn & Thread Work

- OL045. Hats or capes
- OL046. Tablecloth
- OL047. Fashion Accessories
- OL048. Garments
- OL049. Edging on pillowslips, handkerchiefs, etc.
- OL050. Doily

- OL051. Potholder/Hot Dish Mat
- OL052. Poncho
- OL053. Afghans, pieces set together such as granny squares
- OL054. Afghans, other techniques
- OL055. Baby Afghan, any technique or pieces set together such as granny squares
- OL056. Broomstick lace
- OL057. Hairpin lace
- OL058. Afghan, drop stitch or Navajo
- OL059. Other Crochet
- OL060. Crocheted item made by exhibitor age 75 and over

KNITTING CLASS

- OL061. Hats or caps
- OL062. Garments (sweaters, dresses, etc.)
- OL063. Articles, house slippers, scarves, etc.
- OL064. Baby items
- OL065. Afghans
- OL066. Other knitting
- OL067. Knitted item made by exhibitor age 75 and over

TATTING CLASS

- OL068. Tatted item made with shuttle
- OL069. Tatted item made with needles
- OL070. Tatted item made by exhibitor age 75 and over

WEAVING CLASS

- OL071. Afghan, throws, stole, etc
- OL072. Potholders
- OL073. Jackets or sweaters, etc.
- OL074. Other Weaving
- OL075. Woven item made by exhibitor age 75 and over

Awards:

Grand Champion Other Fancy Work
Reserve Champion Other Fancy Work

EMBROIDERY CLASS

- OL076. Pillow slips
- OL077. Tea Towel
- OL078. Dresser scarves, doilies, etc.
- OL079. Pictures
- OL080. Crewel Embroidery
- OL081. Pillow
- OL082. Table Cloths
- OL083. Silk Ribbon Embroidery
- OL084. Counted Cross Stitch - Picture
- OL085. Counted Cross Stitch - Pillow
- OL086. Counted Cross Stitch - Other
- OL087. Embroidery item made by exhibitor age 75 and over

OTHER SEWING TECHNIQUES CLASS

- OL088. Best Button Box
- OL089. Hand Applique
- OL090. Machine Applique
- OL091. Other Sewing Technique
- OL092. Other Sewing Technique item made by exhibitor age 75 and over

RUGS CLASS

- OL093. Hooked Rugs
- OL094. Crochet Rugs
- OL095. Braided Rugs
- OL096. Latch-hook Rugs
- OL097. Other Rugs
- OL098. Rug made by exhibitor age 75 and over

SOFT SCULPTURE CLASS

- OL099. Fancy Pillows
- OL100. Stuffed Toys
- OL101. Other Soft Sculpture
- OL102. Soft Sculpture made by exhibitor age 75 and over

YOUTH PROJECTS

Awards:

- Grand Champion
- Youth Project
- Reserve Champion
- Youth Project

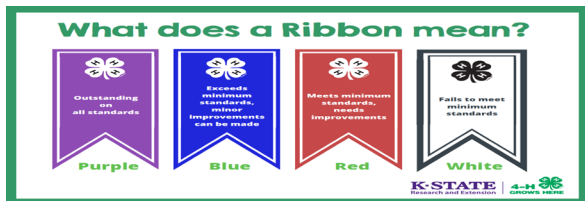
This category is to help encourage youth to sew and participate in fiber arts.

RULES:

1. For youth 8 years of age and under (Must be 8 years and under by August 1st of the current year).
2. Following classes are for youth not enrolled in 4-H.
3. Any help from a family member or friend on the project needs to be explained. Please attach an index card.

CLASS

- OL103. Youth Sewing Project - small project, some thing to each piecing of 2 pieces of fabric together.
- OL104. Youth Quilt Project - 1 quilt block pieced together, something to teach matching corners together
- OL105. Youth Knitting Project - small project to teach starting a project and adding stitches.
- OL106. Youth Crochet Project - small project to teach making a chain and adding to it.
- OL107. Youth Soft Sculpture Project - project can be sewn, crocheted, or knitted, then stuffed
- OL108. Youth Tatting Project - small tatted project to teach simple rings and chains.
- OL109. Youth Weaving Project - small woven project to teach basic under and over weaving techniques
- OL110. Youth Embroidery Project - small project to teach basic embroidery stitches
- OL111. Youth Rug Project - small rug, can be woven, hooked etc.



DEPARTMENT OM OPEN CLASS SHEEP & GOATS

(Requires advance entry by June 30)
Sheep Superintendent - Kay Tigner
Goat Superintendent – Brendan Coulter
Dairy Goat Superintendent -

SHEEP CLASS

1. Sheep must be slick shorn with no more than .2inch wool.
2. All sheep must have scrapies ID tags.

OM01.	Ewe Lamb
OM02.	Yearling Ewe
OM03.	Aged Ewe
OM04.	Ram Lamb
OM05.	Yearling Ram
OM06.	Market Lambs

Goats

1. All goats need scrapie tags except registered dairy does which are tattooed and accompanied by their registration papers.
2. Up to two goats per class.
3. No Billy Goats Allowed.
4. Goats originating within the state of Kansas do not need to be tested for tuberculosis.
5. Goats originating out of the state of Kansas must meet one of the following requirements. (a) Goats must originate in and constitute a part of TB accredited goat herd. Herd accreditation number must be entered on the health certificate.
- (b) Goats not qualifying under item 5. must have a negative TB test within 90 days of show date.
6. Dairy Goats must be dairy breeds. If a mixed breed of dairy and meat goat, animal must be shown as a meat goat.

CLASS OM07.

Meat Goat

Following Classes can be Dairy or Meat Goat (open class does may be divided by dairy and meat groups at the discretion of the superintendent if enough animals are exhibited)

OM08.	Doe up to 6 months of age
OM09.	Doe 6-12 months of age
OM10.	Doe 12-24 months of age
OM11.	Doe 2 yrs. or older

DEPARTMENT ON OPEN CLASS SWINE

(Requires advance entry by June 30)
Superintendent – Tony Signer
1. General Rules Apply

ON01.	Market Hog
-------	------------

DEPARTMENT OO OPEN CLASS VEGETABLES & FRUITS

Superintendent- Karen Meseraull

General Rules Apply

1. Entries need to be on plates.
 2. One entry per class.
 3. Following judging, entries will be sold at Farmer's Market with the foods sale. One specimen of each exhibit will be left on display.
- If exhibits are not picked up by 3:00 p.m. on Sunday produce will be disposed of.

OO01.	3 cucumbers
OO02.	3 green beans
OO03.	3 wax beans
OO04.	3 other beans
OO05.	1 eggplant
OO06.	3 okra
OO07.	3 ears sweet corn-exhibited in husk as picked
OO08.	3 white potatoes
OO09.	3 red potatoes
OO10.	3 russet potatoes
OO11.	3 sweet potatoes
OO12.	Pumpkin



- OO13. Watermelon
- OO14. Cantaloupe
- OO15. Zucchini squash
- OO16. Summer squash
- OO17. Winter squash
- OO18. 3 red onions
- OO19. 3 white onions
- OO20. 3 yellow onions
- OO21. 3 slicing tomatoes
- OO22. 3 cherry tomatoes
- OO23. 3 pear shaped tomatoes
- OO24. 3 beets
- OO25. 3 carrots
- OO26. 3 turnips
- OO27. 3 sweet peppers
- OO28. 3 hot peppers
- OO29. 3 parsnips
- OO30. 1 head of cabbage
- OO31. 1 head of broccoli
- OO32. 1 head of cauliflower
- OO33. Exhibit of 6 different fresh vegetables
- OO34. 3 other fresh vegetables not listed
- OO35. Fresh Culinary herbs (6) Ex: parsley, basil, dill, etc. Six stems (or a comparable quantity) of ONE VARIETY of fresh herbs exhibited in a container of water.
Dried herbs are not accepted.
- OO36. 3 apples, list variety
- OO37. 3 peaches, list variety
- OO38. 3 pears, list variety
- OO39. 3 plums, list variety
- OO40. 3 bunches grapes, list variety
- OO41. 1 pint Blackberries
- OO42. 12 pecans, grafted stock varieties: Major, Green River, Giles, Starkling, Hardy Giant, Peroque, Hirsch, Chief & Hays. Any good named, grafted variety.
- OO43. 12 Native Pecans from 1 tree.
- OO44. 12 Native Walnuts. Best Wilson County Native Walnuts

DEPARTMENT OF OPEN CLASS WOODWORKING

Superintendent - Jerry Scott

General Rules Apply for age groups

Limit 1 entry per class

HAND TOOLS CLASS

- OP01. Indoor Projects
- OP02. Outdoor Projects

POWER TOOLS CLASS

- OP03. Indoor Projects
- OP04. Outdoor Projects
- OP05. Refinished Furniture
- OP06. Other Woodworking



4-H/FFA

GENERAL RULES

ENTRY RULES

1. All exhibits require advance entries. Entries are due June 30th. Entries can be made on-line at FairEntry please call if you have questions, phone 620-378-2167. No late entries accepted.

2. Only properly enrolled Wilson County 4-H and FFA members may compete in the 4-H and FFA division.

3. In 4-H, an exhibitor may enter only one exhibit per class in all departments unless listed differently in the department rules.

4. Entry times- Thursday, July 27th from 5:30 to 7:30 p.m. Entry of all exhibits.

These exceptions:

**4-H flowers. These entries must be in place by 9:30 a.m. Friday morning

**All Livestock must be in place by designated weigh in time on Thursday morning.

**4-H Booths may be set up on Wednesday, July 26th from 10:00 am - 5:00 pm and Thursday, July 27th from 9:00 am - 5:00 pm. Booths must be in place by Thursday evening at 5:00 pm. This will include all 4-H Club Booths, & Project Booths.

All exhibits will remain open from 12:00 p.m. - 9:00 p.m. Friday, 8:00 a.m. - 9:00 p.m. Saturday, 11:00 am dismissal on Sunday

5. All projects exhibited must meet the requirements listed in the fair paper. 4-H members must be enrolled in the projects in which they exhibit.

6. All projects must be the current year's project work.

7. Entry may be made of items completed for both 4-H and school provided a "Project Agreement Sheet" has been turned in to the Extension Office by April 1. All projects must be the current year's project work.

8. 4-H Foods and 4-H Clothing entries are scheduled for judging before fair, but must be exhibited at the fair.

9. Exhibits related to Shooting Sports should follow the Best Management Practices of National 4-H Shooting Sports and Kansas State Law.

National 4-H Shooting Sports Minimum Standards and Best Management Practices

Regarding simulated combat sports including but not limited to, paint-ball guns, air-soft, laser guns, archery tag. Pointing any type of gun including paint ball guns, air-soft guns, laser guns, laser paint-ball, archery tag bows & arrows or sighting devices at any person or any humanoid shaped target is inappropriate any 4-H program activity.

Kansas Law

Kansas firearm laws regarding possession require that a person be at least 18 years of age. Minors under the age of 18 may possess firearms if under the supervision of a parent, legal guardian, or qualified instructor. A minor engaged in activities such as hunting, trapping, and competition shooting are allowed to possess firearms during the activities. This also includes the transportation of the firearm to and from the locations of such activities--including their related safety and instruction courses or classes--with the consideration that the firearm be unloaded and not in the immediate reach of the individual. Possession of firearms at the minor's place of residence is also allowed, in so far that permission is granted by a parent or guardian. Kansas firearm laws place a strict focus on situations that involve people convicted of felonies and the involvement of firearms.

REMOVAL TIME

1. ALL EXHIBITS MUST REMAIN UNTIL 11:00 AM. SUNDAY! Exhibits must be removed by 1:30 p.m. for clean up to begin. All 4-H'ers are expected to help with clean up (see rule 3 under premiums).

STATE FAIR

1. Judges will select 4-H exhibits eligible for the State Fair. The judge's discretion will determine if state fair awards are given in any class based on the quality of the exhibit. Exhibitors must be 9 years of age (4-H age) to participate at State Fair.

2. Classes to be included in the State Fair are starred. *

AWARDS

1. More than one top blue can be given at the judge's discretion. Grand and Reserve Champion overall will be selected from the top blue winners from each class in a division. Only blue ribbon exhibits can show for champions.

2. Trophies will be awarded as listed under the rules for each department.

3. Judges will use their discretion in awarding Grand & Reserve Champion overall. If there is only 1 entry in a division, no champion or reserve must be awarded if the judge does not feel the exhibit is worthy. Quality of the exhibit will determine whether champions are awarded in areas lacking competition.

4. Trophies will be awarded as per the schedule. This will take place at the Fredonia Livestock Auction Arena.

PREMIUMS

1. Premiums in 4-H and FFA will be: Grand Champion \$3.75, Reserve Champion \$2.75, Top Blue \$2.00, Blue \$1.75, Red \$1.50 and White \$1.25. Premiums are paid on the highest ribbon won. The judge may award any number of top blues, blues, reds and whites. The Wilson County Fair Association reserves the right to prorate all premiums.

2. Exhibitors must check out with the superintendent before premiums will be paid. Premiums on all exhibits will be paid after the fair.

3. The fair management reserves the right to withhold premiums and ribbons from exhibitors violating any of these rules.

HEALTH

1. See the general rules for livestock health.

LIVESTOCK

1. Livestock exhibitors must be on hand to exhibit their projects. In case an exhibitor has 2 entries in a class another 4-Her may assist with 1 entry.

2. All fitting and showing should be done by 4-H and FFA members. Adults should only assist and may not actually fit or show any animal. Those needing help with fitting and showing should attend the grooming demonstration scheduled before the fair.

3. Livestock exhibitors should post cards with gain information and placing on pens. Exhibitors are responsible for keeping neat, attractive exhibits. All exhibitors must clean their own stalls and pens after the fair.

4. A herdsmanship contest will be held during the fair. Awards will be presented to the club with the cleanest and most attractive barn display. The emphasis will be on neatness and cleanliness. No Christmas type lights will be allowed.

5. A Round Robin Showmanship Contest will be held among the winners of the fitting and showing for beef, sheep, swine, dairy, goat, and horse.

6. All bedding will be paid for by the exhibitor. Wood chips will be available for purchase at the fair. NO STRAW! Members are in charge of cleaning their own stall space.

HORSES


1. All horses must have been identified by May 1 to show at the fair. Papers must be on file in the Extension Office.
2. All horses must have a negative Coggins test to exhibit at the Fair.

LIVESTOCK WEIGHT & TAG RULES

1. To show at the fair all 4-H and FFA market beef must have been weighed and tagged at the February tag day. Bucket calves, market hogs market goats and market lambs must have been weighed and tagged at the May tag day.
2. ANYONE NOT WANTING TO BRING THEIR ANIMALS IN FOR THE MAY TAG DAY MAY DO SO. THE COUNTY AGENT WILL COME TO YOUR PLACE TO TAG THE ANIMAL PRIOR TO THE TAG DAY. NO TAGS WILL BE GIVEN OUT AFTER THE TAG DAY, UNLESS YOUR ANIMAL LOSES A TAG. THE AGENT SHOULD BE NOTIFIED IMMEDIATELY IF YOU LOSE A TAG.
3. Market Hogs must weigh 220 lbs to 320 lbs regardless of May tag-in weight. If they weigh less than 220 lbs. they will show in open class.
4. Market lambs must weigh 90-150 pounds to sell in the premium sale. If not in this weight range they will show in open class.
5. Market goats must weigh 50-120 pounds to sell in the premium sale. If not in this weight range they will show in open class.
6. Market beef steers and heifers must weigh 950 pounds to sell in the premium sale.
7. 4-H/FFA members may tag 4 swine, 4 sheep, 4 goats, 4 market beef and 2 bucket calves in each division. 3 market hogs, 2 sheep, 2 goats, 2 market beef and 1 bucket calf may be shown in 4-H/FFA classes.
8. Livestock can come in and be in place Wednesday evening, but may be brought in Thursday morning. Livestock must be in place by the end of species weigh in time on Friday morning. The scales may be used Wednesday evening for (unofficial) weight and it is your responsibility to "0" the scale. With the set times, there will be ONE official weight across the scales. Livestock weigh times will be: Hogs: 7:30 – 8:30 am, Sheep/Goats: 8:30 – 9:30 am, Beef/Bucket Calves: 9:30 – 10:30 am.
9. NO RE-WEIGHING OF LIVESTOCK WILL BE ALLOWED.



Saving Memories



**Join us Saturday morning at 10:00 for a
Scrapbooking lesson with Maddie in the
Porter building.**

Bring a few photos to scrapbook



YOUTH LIVESTOCK PREMIUM SALE

For many Wilson County 4-H and FFA members, the highlight of the fair is the livestock sale. The sale will be held Sunday, July 30th beginning at 6:00 pm.

Approximately 300 businesses from Wilson and surrounding counties contribute to the sale. Many of the young people save their proceeds from livestock sales for college expenses.

4-H and FFA members and 4-H and FFA leaders will distribute letters to potential buyers starting in May. Buyers can either personally bid at the auction or they may give their bid by donation to the Livestock Sale Committee.

For any livestock sold in the premium sale the buyer has the option to purchase the animal at base bid. If the animal is purchased at base bid, the animal becomes theirs and they can take that animal.

The premium sale is no longer a terminal sale, However, the animal will never be allowed to show again by anyone (buyers included) for market or breeding. There is the option to take the animal home and use for breeding purposes.

Extra livestock not in the premium sale may be purchased by individuals upon agreement of the owner.

Additional information may be obtained from the Extension Office.

1. 4-H and/or FFA members may sell 1 animal in the premium sale.
2. All livestock must have been shown in the appropriate class to sell in the premium sale.
3. Breeding animals will not be eligible for the premium sale.
4. A fee will be deducted from the base bid per member in the premium sale to cover sale operation expenses. The fee will be \$15 per head.
5. 4-H & FFA members are responsible for their animals until loaded on the truck and shipped out. Pens must be cleaned by 4-H or FFA member. Trucks will be available for stall waste and waste should not be left in piles around the barns. Fair premiums maybe withheld if stall cleanup is not considered complete by the Fair Board.
6. The last opportunity to change premium sale animals will be immediately after the species has shown. It is the 4-H & FFA member's responsibility to make any changes by this time.
7. Members will designate sale, base or home on each animal at weigh in. Unless changed after the show, this will determine the animals in the premium sale.
8. Beef, sheep, goat and swine sale order will be based on live placings.
9. 4-H & FFA members in the beef, sheep, goat and swine projects must attend two of the four livestock project meetings offered during the year to be eligible for the 4-H Premium Sale. There are no excused absences unless approved by the Livestock Sale Committee.
11. The sale committee will determine the base bid price.

4-H/FFA Events

DEPARTMENT A 4-H VISUAL ARTS (Arts & Crafts)

Trophies:

G.C. Sr. Arts
G.C. Int. Arts
G.C. Jr. Arts
G.C. Sr. Crafts
G.C. Int. Crafts
G.C. Jr. Crafts

Craft: Hobby type items such as tin punch, ceramics, dried flower arrangements, leather crafts. *Fiber Arts such as cross stitch, embroidery, weaving, macrame, quilting, crochet, knitting, and other needlework, etc. are considered Fiber Arts. 4-H members should be enrolled in Fiber Arts projects and have these projects judged at 4-H Clothing Judging (see rule #1 below).

Art: Skilled cultural art such as drawings, oil paintings, etc. No kits.

1. The 4-H Fiber Arts projects will be judged with 4-H Clothing on **Friday, July 21st**. Those exhibits will be exhibited in the 4-H Clothing Department.
2. 4-H Arts and Crafts will be judged in three age groups. 4-H Ages 7-9 will be the Jr. Division, 10-13 will be the Int. Division and 4-H ages 14 and over will be Sr. Division. The State Fair limits the number of exhibits we can send to five. After judging is completed there will be committee from the Fredonia Arts Council that will select the **FIVE exhibits** that will be eligible for State Fair. They will also select FIVE alternate exhibits that will be ranked. Selections will be made from the top blue and champion exhibits only. Only one exhibit per member can be sent to the State Fair.

VISUAL ARTS

The visual arts project teaches artistic skills and the elements and principles of design. 4-H members explore techniques, study art history, culture, and discover their talents. Be creative; draw, paint and work with different mediums. There are five classes that are judged at the Kansas State Fair: Fine Arts, Clay and Ceramics, Leather and Jewelry, Three Dimensional, and General Crafts.

*****Participants may enter up to 10 items, no more than FIVE per class.******

Visual Arts Continued

Classes

- 4501** Fine Arts: Oil, chalk, charcoal, dyes, pastels, pencil, ink, acrylic, or watercolor on canvas, canvas board, paper, wood, metal, or textiles, framed as a picture, prepared for hanging. Stretched canvas art on a wooden frame is considered prepared for hanging provided that frame has a hanger.
- 4502** Clay and Ceramics: Any original item made of clay; may be fired or unfired, hand formed, or thrown on a wheel. Self-hardening, fire/oven-cured, and/or cornstarch clays are acceptable. Items can include, but are not limited to, clay statues, bowls, etc.
- 4503** Leather and Jewelry: Any leather stamping, carving, tooling, lacing, or stitching piece or any jewelry piece made from any medium are acceptable exhibits.
- 4504** Three Dimensional: The piece must be observable on at least three sides and should be either free-standing or prepared to be hung. Craft and pre-formed or assembled projects are not acceptable.
- 4505** General Crafts: This category incorporates miscellaneous pieces that do not correspond to the four, above-mentioned categories.

micro
Lite

Magnesium-Mica Feed Ingredient



**Be sure to 'LIKE' & 'FOLLOW'
us on social media!**

DEPARTMENT B

4-H BANNERS

Superintendent – Rita Drybread

Rosettes: Grand and Reserve Champion

1. Each 4-H Club may enter one banner. Enter them in the club name on the entry form by June 30.
2. Dimensions are to be no less than 12 and no more than 16 square feet, with a minimum of 3 feet on one side.
3. Banners must be hung on a rod strong enough to support the banner. On each end of the banner rod, there should be a wire or chain six inches long. On the other end of the 6" chain, attach an "S" hook which will permit the banner to be suspended by the chains.
4. Banners should be made of non-flammable materials that will permit the banner to be folded or rolled without damaging the display. Three dimensional objects may not be attached to the banner.
5. A label is to be attached to the front lower left hand corner of the banner giving the name of the club, county and year. Letters should be two inches in height.
6. The club display should avoid using copyrighted materials whenever possible by originating their own work. Copyrighted and/or trademarked materials utilized in banners for endorsement or promotion instead of educational purposes will be disqualified and will not be displayed.

CLASS

459. 4-H Club Banner

DEPARTMENT C

4-H/FFA BOOTHS

Superintendent – Rita Drybread

Rosettes: Grand and Reserve Champion

****Booths may be set up on Wednesday, July 26th from 10:00 am - 5:00 pm and Thursday, July 27th from 9:00 am - 5:00 pm. Booths must be in place by Thursday evening at 5:00 pm.**

*****4-H Booths may be taken down beginning at 10:30 am on Sunday, July 30th. All booths should be completely disassembled and materials from them should be removed by 3:00 pm so building clean up can be completed.**

*****Note: No other exhibits
may be taken from the exhibit
building until 11:00***

1. The Wilson County Fair Association will pay: First, \$15.00 and Second \$10.00 for booths in the following classes: Conservation; Electric; Safety, Health etc.; 4-H Promotion; and FFA Promotion.

2. The Wilson County 4-H Council will pay: First, \$15.00 and Second \$10.00 for the 4-H Project Booth, Class.

Entry Rules:

1. Enter the booth in the club's name on entry form by June 30.
2. Each booth should illustrate or demonstrate a phase of 4-H work.
3. Each club is responsible for material for their booth.
4. Booth will be about 6' square. Booths are pipe panels. It is strongly suggested that sturdy cardboard be attached to panels to be used for sides and backing.
5. Basis of Awards:

Educational Value-40

Interest and Originality-20

Appearance-20

Quality of Display Material-20

6. General Rules Apply

7. Each club must label booth with a 4 x 6 card giving club name after judging is completed.

CLASS

- | | |
|------|--|
| 460. | Conservation |
| 461. | Electric |
| 462. | Safety, health, music, agriculture, home economics, etc. |
| 463. | 4-H Promotion |
| 464. | FFA Promotion |

PROJECT BOOTH

1. A 4-H member can promote one 4-H project. Entry due June 30 in the Extension Office.

2. One display per 6' booth
3. Same entry times as club booths

CLASS

- | | |
|------|----------------|
| 465. | Project Booths |
|------|----------------|

DEPARTMENT D

4-H/FFA CATTLE

Beef Cattle Superintendent - Randy Smith

Dairy Cattle Superintendent -

MARKET BEEF

Trophies:

G.C. Market Beef

Charles Pickell Memorial

This show will be a "no fit".

A no-fit is defined as using no adhesives, glue, paint or powder products.

CLASS

- | | |
|------|--|
| 466. | Market Beef-Live Placing. All breeds show together. Divided into weight classes. See general rules for weight limits & sale information. |
|------|--|

BREEDING HEIFERS

Trophy:

G.C. Breeding Heifer Overall

Dr. H.J. Davies Memorial

CLASS

- | | |
|------|--|
| 467. | Sr. Heifer Calves:
Sept 1, 2022- Dec 31, 2022 |
| 468. | Summer Yearling Heifer:
May 1, 2022 - August 31, 2022 |
| 469. | Jr. Yearling Heifer:
Jan 1, 2022-April 30, 2022 |
| 470. | Sr. Yearling Heifer:
Sept 1, 2022 -Dec 31, 2022 |
| 471. | Cow/Calf Pair
dropped after Sept 1, 2022 |

BEEF FITTING & SHOWING

Trophy:

G.C. Beef Fitting & Showing

1. Steers and heifers may be entered.
2. Age as of Jan 1 of current year.

CLASS

- | | |
|------|--------------------------------------|
| 472. | Jr. Fitting & Showing 7-9 |
| 473. | Intermediate Fitting & Showing 10-13 |
| 474. | Sr. Fitting & Showing 14 and over |

Cattle Cont.

DAIRY HEIFERS

Trophy: G.C. Dairy Cow

1. All Dairy classes must be pure-bred dairy.
2. All breeds will show together

CLASS

475. Heifer calf dropped after Sept 1, 2022
476. Yearling Heifer, dropped between Sept 1, 2021 & Sept 1, 2022
477. Heifer or cow dropped before Sept. 1, 2021

DAIRY FITTING & SHOWING

Trophy:

G.C. Overall Dairy Animal Fitting & Showing

CLASS

478. Fitting & Showing-All 1 age group

BUCKET CALVES

Trophy:

G.C. Bucket Calf

1. Bucket calves are not judged on the conformation of the animal The member's knowledge of how to care for the animal is used as a basis for placing. Animals should be cleaned and brushed for the show.
2. Classes will be divided into two age groups, 10 - 12 / 9 & under.
3. See 4-H general rules for tag day requirements.
4. Bucket Calves should be born after January 1, 2023
4. The top 2 from each class will compete for G.C. & R.C.

CLASS

478. Bucket Calf for ages 9 & under. Either dairy or beef animals may be shown. Questions will be asked by the judge during the show. Care of the animal will be the main subject of questions. 50% knowledge, 25% showmanship, 25% grooming and care.
479. Bucket Calf for ages 10 - 12 either dairy or beef animals may be shown. Questions will be asked by the judge during the show. Care of the animal will be the main subject of questions, 50% knowledge, 25% showmanship, 25% grooming & care.
480. Bucket Calf Poster Contest - Each bucket calf exhibitor may enter 1 poster about their project. It should include: their name, calf's name and a story about the calf. The poster can be decorated any way the exhibitor wants. The posters will be checked in during bucket calf weigh in.



DEPARTMENT E

4-H CLOTHING & TEXTILES

Superintendent - Sandy Smith

4-H CLOTHING CONSTRUCTION

Trophies:

G.C. Sr. Clothing Construction

G.C. Jr. Clothing Construction

1. Garments may have been worn before being exhibited, but if so, should be carefully laundered or cleaned before exhibited.
2. Each exhibitor is limited to five constructed garments (outfits) in clothing.
3. Make labels to attach to the neck band, back shirt or belt band. Label each piece. Label should list County, Name, Town, Age, Class, Project and Year.
4. Bring clothing on clothes hanger and in plastic bags.
5. Pre-cut kits are acceptable in all clothing classes.
6. Clothing superintendent can begin taking down displays at 10:00 am on Sunday. Clothing items will not be dismissed until 11 am.
7. All clothing garments and sewn articles will be judged the day of Clothing Construction Judging.
8. Educational Exhibit Classes: Exhibits may be in the form of a poster, notebook or display. Follow copyright laws when preparing your exhibit. Select durable materials that will withstand Fair conditions. No card table displays are allowed. If the exhibit is a poster, it must not be larger than 22"x28". If the exhibit is a display, maximum size is not to exceed a standard commercial 3' x 4' tri-fold display board.
9. Recycled Clothing Project - An item made of at least 50% recycled material (recycled means reusing an existing item in a new way). Could be remaking/redesigning a garment, re-purposing a clothing item for a new use, etc. Must include sewing of some kind. An index card (no larger than 4"x6") MUST accompany entry describing the recycled materials and how they were used in the item.
10. Jr. division age is 13 & younger. Sr. division age is 14 & older as of January 1, of current year.

4-H STYLE REVUE

Sr. Division Awards:

Trophies:

G.C. Clothing Carousel

G.C. Clothing Strategy

G.C. Style Revue

Jr. Division Awards:

Trophies:

G.C. Clothing Carousel

G.C. Clothing Strategy

G.C. Style Revue

Parents

**Please observe from a distance during 4-H
project judging, allowing youth to be solely
responsible for their exhibit.**

THANK YOU!

1. Garments may have been worn before being exhibited, but if so, should be carefully laundered or cleaned before exhibited.
2. 4-H'ers can enter two constructed outfits and two purchased outfits (limit of 4 outfits total) plus one knitted and/or crocheted garment.
3. Entries must be entered on fair entry to receive prize money.
4. When modeling 2 or more piece outfits, all pieces must be worn at one time.
5. Make labels to attach to the neck band, back shirt or belt band. Label each piece. Label should list County, Name, Town, Age, Class, Project and Year.
6. Purchased garments are displayed at the fair, bring garments but not accessories.

CLOTHES STRATEGY

Boys exhibit purchased garments or garments sewn by another person. Garments must be purchased during the current club year.

1. Must be enrolled in Clothes Strategy project to participate.
2. Limit 2 entries per 4-Her.

CLOTHING CAROUSEL

Girls exhibit purchased garments or garments sewn by another person. Garments must be purchased during the current club year.

1. Must be enrolled in the Clothing carousel project to participate.
2. Limit 2 entries per 4-Her.

CLASS

- | | |
|-------|---|
| 4000. | An Article, garment, or outfit constructed by a 7-11 year old exhibitor |
| 4001. | Educational exhibit prepared by a 7-11 year old exhibitor (Construction or Buymanship) |
| 4002. | An Article garment, or outfit constructed by a 12-13 year old exhibitor |
| 4003. | Educational exhibit prepared by a 12-13 year old exhibitor (Construction or Buymanship) |
| 4004. | An Article, garment, or outfit constructed by a 14-18 year old exhibitor |
| 4005. | Educational exhibit prepared by a 14-18 year old exhibitor (Construction or Buymanship) |
| 4006. | Recycled Clothing Project |
| 4007. | Constructed Style Review 7-13 |
| 4008. | Constructed Style Review 14-18 |
| 4009. | Clothing Carousel 7-13 School |
| 4010. | Clothing Carousel 14-18 School |
| 4011. | Clothing Carousel 7-13 Dress |
| 4012. | Clothing Carousel 14-18 Dress |
| 4013. | Clothing Strategy 7-13 School |
| 4014. | Clothing Strategy 14-18 School |
| 4015. | Clothing Strategy 7-13 Dress |
| 4016. | Clothing Strategy 14-18 Dress |
- See Fiber Arts Department (Department T)

Fair and Rodeo Friends

Bracken Farms
 Busy Beavers 4-H Club
 Fraternal Order of Eagles #3448
 Fredonia Business Women
 Wilson County Agency
 Randy and Nancy Burns
 Mark & Karen Wing

DEPARTMENT G

4-H/FFA CROPS

Superintendent – Karen Meseraull

Crop exhibits are placed in four award groups by the judges. Premiums will be paid on those exhibits receiving a purple, blue, or red ribbon award.

1. Products exhibited in this division must have been grown by the 4-H/FFA member in the current year, with the exception of soybean seed and edible field bean seed.
2. Exhibits should be as mature as possible.
3. A 4-H/FFA member may exhibit a maximum of one entry per class.
4. Every entry must be identified by hybrid or variety name.
5. All classes calling for a gallon sample may have a 2 ½ - 3 inch in diameter cylinder placed in a glass gallon container to reduce the amount of grain to about three quarts

Trophy: G.C. Crops

CLASS

- 2400. Corn - White (10 ear exhibit)
- 2401. Corn - Yellow (10 ear exhibit)
- 2402. Hybrid grain sorghum (10 Head Exhibit)
- 2403. Hybrid forage sorghum (5" bundle, tied.)
- 2404. Other forage sorghums* (5" bundle, tied.)
- 2405. Soft red winter wheat
- 2406. Hard red winter wheat
- 2407. Hard white wheat
- 2408. Confectionery Heads. 3 heads must be submitted
- 2409. Confectionery seeds in a jar (1 Gallon)
- 2410. Sunflowers- oil seed heads (3 heads)
- 2411. Sunflower – oil seeds in jar (1 Gallon)
- 2412. Oats
- 2413. Barley
- 2414. Alfalfa
- 2415. Alfalfa hay
- 2416. Native Grass Hay
- 2417. Brome Grass
- 2418. Other tame Grasses
- 2419. Soybeans – One Gallon
- 2420. Soybeans – Bundle of 5 plants
- 2421. Edible field beans: Exhibit to consist of one-gallon sample of seed from most recent harvest.
- 2422. Edible field beans: Bundle of five plants (with roots intact) from most recent harvest. (Example – Lentils)
- 2423. Miscellaneous Crops: Exhibit to consist of one gallon sample of seed or 10 heads produced from current project. Variety must be named.

- 2424. Cotton: Provide 10 open bolls, not 10 plants. Place bolls in a bag that can breathe (not a sealed plastic bag), so mold doesn't develop.
- 2425. Corn: Exhibit to consist of one-gallon sample. Variety must be named
- 2426. Cool season grass hay
- 2430. Wheat variety plot displays
- 2440. Weed Control Exhibit

Fair Association Members

Bar 11 Worrell Ranch
 Lee & Melissa Shoaf
 Rodney & Heather Hyler
 Cecil & Stacy Scott
 David Reed Memorial
 Lyons Lawn Care
 McCabe Genetics
 Pryor Farm
 Rockin N Ranch
 Wildcat Farms
 Orrin Odell
 Erin Cobb
 Jerry Scott
 Kris Marple
 Terry & Becky Lyons
 Pete Kuhn
 Hannah May

DEPARTMENT H

4-H DOGS

Superintendent - Megan Gloschen

The Dog Show will be held before the Fair on Saturday, June 24, 2023 at the Wilson County Fairgrounds.

Trophies:

G.C. Dog Obedience

G.C. Dog Showmanship

G.C. Dog Agility

G.C. Dog Rally Obedience

1. Read general rules.
2. Proof of current vaccinations must be presented at registration on day of show to be eligible to compete. Required vaccinations include: Bordetella, Distemper, Hepatitis, Parvovirus, Parainfluenza and Rabies.
3. No dog in season will be allowed to show in either showmanship or obedience.
4. All dogs must be on leash on fairgrounds.
5. Dog Show will be held prior to fair.
6. No mobile phones and/or other electronic device are allowed in the ring.
7. Owners/Handlers are responsible for their dog and cleaning up it's messes.

DOG OBEDIENCE

Obedience Champions-Grand & Reserve ribbons will be awarded in each class if score merits. For overall Grand & Reserve Champion, and Grand Trophy, the overall top percentage scores must be calculated.

1. Entries may be made in higher classes, but you cannot regress back to prior accomplishments.
2. State Fair competition begins with novice routine & the 4-H'er must be 9 years of age as of Jan. 1 & have received at least 170 pts. in obedience & a top blue or higher in showmanship.

CLASS

611. Sub-Novice A: for 1st yr. handlers with 1st yr. dogs (can only be in this class once in your 4-H career all exercises on leash)
612. Sub-Novice (1st and 2nd yr. Anyone who has completed at least 1 yr. in dog project or who has previously trained dogs has to start in this group. (This includes 4-H'er that has gone through the beginners class, but has a new dog, all exercises on leash)
613. Novice (1st and 2nd years, all exercises off leash)*
614. Graduate Novice (3rd and 4th years, all exercises off leash)*
615. Open A (all exercises off leash)*

DOG SHOWMANSHIP

1. Will be judged on the fitting of the dog (hair, ears, toenails, teeth, etc.).
2. Showing of the dog (the coordination with dog & reaction of dog to handler, shown on leash).

CLASS

616. Junior Showmanship - Age 7-11 (as of Jan. 1st)
617. Intermediate Showmanship - Age 12 - 14 (as of Jan. 1st)
618. Senior Showmanship - Age 15 and older (as of Jan. 1st)

DOG AGILITY

Pre-agility Grand & Reserve ribbons will be awarded for this class.

CLASS

619. Pre- Agility I On Leash
620. Agility I
621. Agility II
622. Agility III

RALLY OBEDIENCE

623. Rally Obedience I (on leash)
624. Rally Obedience II (off leash)
625. Rally Obedience III (off leash)

DEPARTMENT I

4-H ENERGY MANAGEMENT

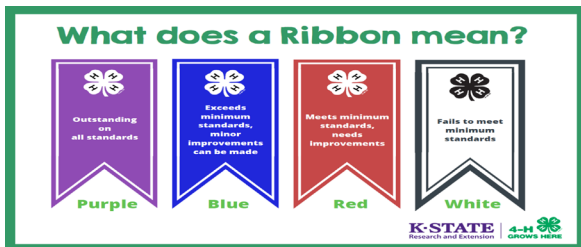
Superintendent - Jerry Scott

Trophy: G.C. Energy Management (includes electric, small engines & wind energy)

1. Each Exhibitor is limited to 3 items, with 1 per class.
2. Put years in project on entry cards.
3. Items that have been in use should be cleaned for exhibit.
4. A sheet of operating instructions must be furnished for any exhibit not self explanatory.
5. Any project with a complexity of size or electronics must have (a) instructions for assembly and use and (b) equipment available at the time of judging for actual testing of the exhibit.
6. No hand dipped solder may be used on exhibits.

Electric

4600. AC Electric Projects. Electric projects with a 110 or 120 V alternating current (AC) power source. Project examples are household wiring demonstrations, small appliances extension cords, trouble lights, indoor or outdoor wiring boards, or shop lights. Projects may be a restoration or original construction. The project must be operational and meet minimum safety standards. AC projects must be 110/120 V, no 240 V exhibits are allowed, and must be constructed such that the judges have wiring access to examine the quality and safety of workmanship.*
601. DC Electric Projects. Electric projects with a battery or direct current power source. This class includes electric kits or original projects. This class also includes demonstration DC powered projects. Examples include: wiring two or three way switches, difference between series/parallel lighting circuits or wiring doorbells switches. All DC electric projects must include batteries supplied by 4-H'er. Projects must be constructed such that the judges have access to examine the quality of wiring workmanship.*
4602. Electronic Projects. Electronic projects with a battery or direct current power source. This class includes electronic kits or original projects. Examples include radios, telephones, toy robots, light meters, security systems, etc. May be constructed using printed circuit board, wire wrap, or breadboard techniques. Include instruction/assembly manual if from a kit. Include plans if an original project. Projects must be constructed such that the judges have access to examine the quality of wiring workmanship.*
4603. Educational Displays and Exhibits. This class includes any educational displays, exhibits or science fair projects which DO NOT have a power source, i.e. exhibits, posters or displays of wire types, conduit types, electrical safety, tool or motor parts identification or electrical terminology. Educational displays and exhibits must be legible from a distance of four feet, using a maximum tri-fold size of 3' x 4'.*



Small Engines

All exhibits should involve engines smaller than 20 horsepower. Engine should contain no fuel in tank or carburetor. Displays are limited to 4' wide and 4' deep - both upright and floor displays.

4610. Display - Exhibit a display selecting one of the following options: 1) a display identifying different engine or lawn and garden equipment parts; OR 2) a display identifying and explaining the function(s) of different special tools needed for small engine work; OR 3) a display illustrating and providing the results of any one of experiments that are included in the project books. No complete engines, lawn tractors, tillers, chainsaws are permitted for display. Maximum tri-fold size is 3' x 4'.*
4611. Maintenance - Exhibit a display that illustrates either 1) Routine maintenance procedures OR 2) Diagnosing and troubleshooting specific problems in an engine. No complete engines, lawn tractors, tillers, chainsaws are permitted for display. Use a maximum tri-fold size of 3' x 4'.*
4612. Operation - Exhibit an operable small engine (no more than 20 HP) overhauled or rebuilt by the member. Include maintenance schedule for the engine and a brief description of steps taken by the member overhauling or rebuilding the engine.
4620. Educational Display: Create an exhibit that addresses a focused topic related to power generated from a renewable energy source. The purpose of the exhibit is to inform and create awareness.
4621. Experiment: Display an experiment addressing a problem or question related to power generated from a renewable energy source. Include hypothesis, background research, variables, a control, data, findings, conclusions and recommendations for future study.

Silver Sponsors



DEPARTMENT J

4-H ENTOMOLOGY

Superintendent – Kari Lockhart

Trophy: G.C. Entomology

A 4-H member enrolled in the Entomology Project may exhibit in the ENTOMOLOGY COLLECTION, ENTOMOLOGY NOTEBOOK and/or EDUCATIONAL DISPLAY categories. Within each category, there are classes in Beginning, Intermediate or Advanced phases in which they enroll. The Notebook category also has an Introductory class that 4-Hers may exhibit in the State Fair as long as they meet age requirements and County Fair ribbon placing requirements. An Introductory Entomology Collection Class exhibit is encouraged for county fairs (first year members only), but these may not be exhibited at the State fair. See class descriptions within categories for requirements.

Insect Collection Rules:

1. All entries should be submitted in an 18 x 24 x 3.5-inch wooden display box with a clear plastic top (such as Plexiglas). Boxes can be handmade or purchased as long as they are of the correct size. Box instructions and plans.
2. 4-Hers may choose to use one of two taxonomies:
 - Option A: As printed in "Insects in Kansas" book, or
 - Option B: As printed on the "Insects in Kansas Book: 2016 Revised Taxonomy," which follows www.bugguide.net.
3. Each exhibitor is required to identify each box with two identification labels bearing Exhibitor's name, county or district, the collection class 4-H'er is enrolled in and statement of taxonomy used. One label goes in the upper left corner of the box (inside) and the other on the lower right corner of the box (outside). Arrange specimens in the box so the box can be displayed lengthwise.
4. The number of orders, specimens (and families where required) must be included on both of the exhibitor's box identification labels. Only one adult insect per species can be used in the Collection Boxes and Notebook Classes, unless labeled as male or female and correctly identified.
5. A completed 4-H Entomology Photo Release Form must be attached to the Entry Card for all exhibits.
6. Arrange specimens in groups or rows parallel to the short sides of the box. Specimens are to be arranged by Order in the box, then Family where required.
7. Two labels should be centered on the pin beneath each specimen. First (closest to the specimen) is the common name label and the second label should include date/locality. Full county name and state abbreviation should be on the second label. Collector's name (or host) on the date/locality label is optional.
8. The specimens should be collected by the exhibitor and should focus on Kansas insects. Insects may be collected from one county into bordering states and labeled accordingly. Please refer to "Entomology Collection Exhibit Resource" for full details on out-of-state insects in collections.
9. Only specimens of the class Insecta should be included.
10. Purchased insects are not to be exhibited in collections, but they may be used in educational displays.
11. Specimens of soft bodied insects such as aphids, lice, termites, etc. should be exhibited in alcohol filled vials; however, the use of alcohol filled vials should be limited to only those specimens that lose their shape when pinned, since the vials pose a significant hazard to the rest of the collection if they become loose in transit.
12. Any major violation of rules will result in the exhibit being dropped one ribbon placing. Examples would include, but are not limited to: incorrect display box size, missing paper work, feet on display boxes, no special project in notebooks, etc.

Entomology Cont.

Notebook Rules:

1. Individual entries are to be placed for display in a three-ring notebook for competition.
2. A completed 4-H Entomology Photo Release Form must be attached to the Entry Card for all exhibits.
3. 4-Hers who have been previously enrolled in or are currently enrolled in the other phases of the Entomology project need to start with the Beginning Phase of Entomology Notebooks, not the introductory phase.
4. Each exhibitor is required to identify the notebook by placing a Title Page in the front of the notebook bearing the exhibitors name, county or district and class 4-H'er is enrolled in and statement of taxonomy used:
 - Option A: "Insects in Kansas" book, or
 - Option B: "Insects in Kansas Book: 2016 Revised Taxonomy," which follows www.bugguide.net.

The number of orders, specimens and families (required in Intermediate and Advanced classes) must also be included on the Title Page.

5. Specimen pages should be grouped according to order and should include one page per species. If more than one insect is in the photo, an arrow to indicate identified insect should be used.
6. Date, common name, full county name and state abbreviation should be included for each species. Collector's name on the specimen page is optional.
7. Specimen pages should have two different views of the insect if possible. If pictures are taken on different dates/localities, include information for both.
8. A statement describing the habitat where found/host plant may be included and is encouraged and will be worth a bonus 10 points total, not per page. For Intermediate and Advanced notebooks, this is strongly encouraged.
9. A divider page is to be placed in front of each order of insects with the order name printed on the tab for the page as well on the front of the divider page.
10. For the Intermediate and Advanced classes, insects are also to be grouped by family behind each order divider.
11. If the exhibitor has been in the same class for more than one year, a separate sheet of paper needs to be added stating how many years the exhibitor has been in this class of the project and what the exhibitor did this year to improve their notebook. Place the paper just behind the Title Page in the front of the notebook.
12. A special project must be completed each year and included in the notebook. See project guideline materials for specifications.

Parents

Please observe from a distance during 4-H project judging, allowing youth to be solely responsible for their exhibit.

THANK YOU!

Educational Display Rules:

1. Share with others what you learned in this project. Exhibit any activity or learning experience related to the field of entomology or the Teaming with Insects curriculum that does not fit into Entomology Collection or notebook classes above.
2. Follow copyright laws as explained in the General Rules.
19
3. The exhibit may be, but isn't limited to, original works, digital presentations (must provide printed hard-copy for exhibit purposes for duration of state fair), programs, websites, games, apps, display box, notebook, display or poster which you have made.
4. If the exhibit is a wooden display box, it must be 18 X24 X 3.5 inches with a clear plastic top (such as plexiglass) and displayed horizontally. If the exhibit is a poster, it must not be larger than 22" X 28". If the exhibit is a display, maximum size is not to exceed a standard commercial 3' X 4' tri-fold display board.
5. Name and county/ district must clearly be marked on educational exhibits.
6. A completed 4-H Entomology Photo Release Form must be attached to the Entry Card for all exhibits.
7. Any major violation of rules will result in the exhibit being dropped one ribbon placing.

Examples would include, but are not limited to: incorrect display box size, missing paper work, feet on display boxes, no special project in notebooks, etc.

Eligibility – A 4-H member enrolled in the Entomology Project may exhibit in the ENTOMOLOGY COLLECTION, ENTOMOLOGY NOTEBOOK and/or EDUCATIONAL DISPLAY categories. 4-H members who have been previously exhibited in Notebooks or Educational displays, need to start with the Beginning Phase of Entomology Collections, not the Introductory phase.

Monarch Butterfly Educational Display Rules:

Monarch Butterflies were officially put on the Endangered Species List on July 21, 2022. Having the scientific name *Danatus plexippus*, this migratory butterfly is well known for its spectacular annual journey of up to 3,000 miles across the Americas. It is now threatened with extinction due to habitat loss and climate change. 4-Hers can play a critical role in helping to bring habitat back for the Monarch Butterfly. They can help educate the public on ways to establish food sanctuaries for this butterfly species and help bring them back from the threat of extinction.

1. Exhibits should teach the public about the Monarch Butterfly and/or ways to protect and conserve it. The information could show nectar sources for adult butterflies and food sources for caterpillars, Monarch tagging activities, collection of native milkweed and then packaging it to give to others to plant, a group working together to plant a Monarch friendly garden, ect.

2. 4-Hers may create a poster, notebook, standard size tri-fold, diorama, slide show or other visual display that shows information on Monarch Butterflies

3. If a slide show is created, it should be presented on a zip drive along with a printed copy of the presentation. Monarch Butterfly Educational Display Rules: Monarch Butterflies were officially put on the Endangered Species List on July 21, 2022. Having the scientific name *Danatus plexippus*, this migratory butterfly is well known for its spectacular annual journey of up to 3,000 miles across the Americas. It is now threatened with extinction due to habitat loss and climate change. 4-Hers can play a critical role in helping to bring habitat back for the Monarch Butterfly. They can help educate the public on ways to establish food sanctuaries for this butterfly species and help bring them back from the threat of extinction.

1. Exhibits should teach the public about the Monarch Butterfly and/or ways to protect and conserve it. The information could show nectar sources for adult butterflies and food sources for caterpillars, Monarch tagging activities, collection of native milkweed and then packaging it to give to others to plant, a group working together to plant a Monarch friendly garden, ect.

2. 4-Hers may create a poster, notebook, standard size tri-fold, diorama, slide show or other visual display that shows information on Monarch Butterflies

3. If a slide show is created, it should be presented on a zip drive along with a printed copy of the presentation.

Quota – Each 4-H member may exhibit only one entry per class.

CLASS

- 4900 Beginning I Entomology Collections: 50-125 species, representing at least 7 orders displayed in ONE standard box
- 4901 Beginning II Entomology Collection: 75-150 species, representing at least 9 orders displayed in ONE standard box
- 4903 Intermediate Entomology Collection: 100-300 Species representing at least 10 orders. TWO standard boxes may be used. List how your collection improved during the current year. ID Required
- 4905 Advanced Entomology Collection Collection: minimum of 150 and max of 450 species representing 12 orders. Three standard boxes can be used. ID is required
- 4907 Introductory Entomology Notebook: display a minimum of 10 and a max of 30 insects in 6 orders. follow general guidelines for notebooks
- 4908 Beginning Entomology Notebook: minimum of 20 maximum of 60 species in 7 orders.
- 4909 Intermediate Entomology Notebook: 60-100 species in 9 orders, family ID is required for all insects
- 4910 Advanced Entomology Notebook: 100-200 species in 12 orders. Family ID is required
- 4902 Beginning educational exhibit:
- 4904 Intermediate Education Exhibit:
- 4906 Advanced Education Exhibit
- 4920 Beginning Monarch Butterfly Educational Display Class: for 4-H members enrolled in Beginning I or II Entomology
- 4930 Intermediate Monarch Butterfly Educational Display Class: for 4-H members enrolled in Intermediate Entomology
- 4940 Advanced Monarch Butterfly Educational Display Class: for 4-H members enrolled in Advanced Entomology

BRONZE SPONSORS

Christian Thrift Shop



**Marple
Simmentals**

R-Ranch



DEPARTMENT L

4-H FOODS

Superintendent - Janice Reese

1. Only 1 exhibit per class number. Limit 5 exhibits per level. All foods will be judged on food judging day before and brought back for display during fair.
2. Remove baked products from baking pans & place on covered cardboard cut to fit the size of the product & place in plastic bag, secure with wire twists. The entire product should be entered, i.e. no half cakes, etc. Use at least a 7" x 7" pan. Include 6 cookies, rolls, cupcakes, biscuits, etc. for judging.
3. After the foods have been judged, they will be sold immediately with the proceeds going to the 4-H Council. A small exhibit will be left for each entry. Exhibitors must agree on this plan.
4. Cakes may be made from your favorite recipe or a commercial mix.
Layer cakes must be 2 or more complete layers.
5. No alcohol should be included as an ingredient in food entries. Entries with alcohol in the recipe will be disqualified and not be judged.
6. Judging criteria for Recipe Collections will be based on: 1) whether or not the recipes are related to those in the project b) they are to be recipes made in the project c) neatness d) ease of addition of recipes in the future. e) minimum of 10 recipes.
7. Educational classes: Exhibits may be in the form of a poster, notebook or display. If a poster, it must not be larger than 22" x 28". Displays are not to exceed a standard commercial 3' x 4' tri-fold display board.
8. Read 4-H General Rules
9. Foods entries are due in the Extension Office by June 30.
- *10. 4-H'ers have the opportunity to exhibit perishable or non-perishable exhibits through consultation judging. Each club will have a table to display their members food items. Each member that has a non-perishable food item should display at least one item on the table. All perishable items and other non-perishables will need a picture and a recipe to be compiled in a notebook on the table as a collection. Tables may be decorated and they will be judged by people's choice.
11. Recipes are required for all food product exhibits.

Gold Sponsor



**Larry Marshall
Auction & Realty**

Trophy: G.C. Level I Foods & Nutrition
FOODS & NUTRITION
LEVEL I
 Ages 7 & 8

(Exhibits may be Perishable or Non-Perishable see Rule 9). If perishable must be accompanied by photo. Foods can be recipes from Level I Project Materials or another recipe.

***FOODS IN THIS LEVEL SHOULD BE SIMPLE RECIPES. IE... ONE LAYER CAKE, COOKIES, SIMPLE QUICK BREAD, SIMPLE MEAT DISHES, ETC. - Recipes should be kept age appropriate for a 7-8 year old to be able to make with very little/no adult help!**

CLASS		Trophy: G.C. Foods & Nutrition Level II FOODS & NUTRITION LEVEL II
637.	Perishable Exhibit from Bread/Cereal Group - Photo Required	Ages 9, 10 & 11
638.	Perishable Exhibit from Vegetable Group - Photo Required	
639.	Perishable Exhibit from Fruit Group - Photo Required	(Exhibits may be Perishable or Non-Perishable see Rule 9). If perishable must be accompanied by photo.
640.	Perishable Exhibit from Dairy Group - Photo Required	Foods may be recipes from Level II project materials or other recipes.
641.	Perishable Exhibit from Meat/Protein Group - Photo Required	CLASS
642.	Perishable Exhibit from Sugar/Fat Group - Photo Required	651. Perishable Exhibit from Bread/Cereal Group-Photo Required
643.	Non-perishable Exhibit from Bread/Cereal Group	652. Perishable Exhibit from Vegetable Group-Photo Required
644.	Non-perishable Exhibit from Vegetable Group	653. Perishable Exhibit from Fruit Group-Photo Required
645.	Non-perishable Exhibit from Fruit Group	654. Perishable Exhibit from Dairy Group-Photo Required
646.	Non-perishable Exhibit from Dairy Group	655. Perishable Exhibit from Meat/Protein Group-Photo Required
647.	Non-perishable Exhibit from Meat/Protein Group	656. Perishable from Sugar/Fat Group-Photo Required
648.	Non-perishable Exhibit from Sugar/Fat Group	657. Non-perishable Exhibit from Bread/Cereal Group*
649.	Recipe Box	658. Non-perishable Exhibit from Vegetable Group*
650.	Educational Exhibit	659. Non-perishable Exhibit from Fruit Group*
		660. Non-perishable Exhibit from Dairy Group*
		661. Non-perishable Exhibit from Meat/Protein Group*
		662. Non-perishable Exhibit from Sugar/Fat Group*
		663. Recipe Box
		664. Educational Exhibit*

Foods Cont.

Trophy: G.C. Foods & Nutrition Level III

FOODS & NUTRITION LEVEL III

Ages 12-14

- 665. Perishable Exhibit from Bread/Cereal Group - Photo Required
- 666. Perishable Exhibit from Vegetable Group - Photo Required
- 667. Perishable Exhibit from Fruit Group - Photo Required
- 668. Perishable Exhibit from Dairy Group - Photo Required
- 669. Perishable Exhibit from Meat/Protein Group - Photo Required
- 670. Perishable from Sugar/Fat Group - Photo Required
- 671. Non-perishable Exhibit from Bread/Cereal Group*
- 672. Non-perishable Exhibit from Vegetable Group*
- 673. Non-perishable Exhibit from Fruit Group*
- 674. Non-perishable Exhibit from Dairy Group*
- 675. Non-perishable Exhibit from Meat/Protein Group*
- 676. Non-perishable Exhibit from Sugar/Fat Group*
- 677. International Food
- 678. Recipe Box
- 679. Educational Exhibit*



FOODS & NUTRITION LEVEL IV

Age 15 & Over

CLASS

- 680. Perishable Exhibit from Bread/Cereal Group -Photo Required
- 681. Perishable Exhibit from Vegetable Group - Photo Required.
- 682. Perishable Exhibit from Fruit Group - Photo Required
- 683. Perishable Exhibit from Dairy Group - Photo Required
- 684. Perishable Exhibit from Meat/Protein Group - Photo Required
- 685. Perishable Exhibit from Sugar/Fat Group - Photo Required
- 686. Non-perishable Exhibit from Bread/Cereal Group*
- 687. Non-perishable Exhibit from Vegetable Group*
- 688. Non-perishable Exhibit from Fruit Group*
- 689. Non-perishable Exhibit from Dairy Group*
- 690. Non-perishable Exhibit from Meat/Protein Group*
- 691. Non-perishable Exhibit from Sugar/Fat Group*
- 692. Food Gift Package* - No alcoholic beverages will be accepted. A food gift package is considered a non-perishable food product and must contain at least 3 different food items (prepared for human consumption) in a suitable container no larger than 18" x 18" x 18". Prepared food items must have recipes attached with the entry. Additional homemade food items beyond the 3 minimum or purchased items may also be included in the package. Home canned foods must follow Food Preservation rules. Canning jars should not be used for baking per manufacturer's instructions. They could break during baking.
- 693. Decorated Food Item - A decorated food item must be a food item, not a decorated box. Decorated cakes will no longer be accepted for exhibit at the State Fair (2010).
- 694. Recipe Box
- 695. Educational Exhibit*

4-H FOOD PRESERVATION

Department M

Superintendent - Janice Reese

Trophy: G.C. Food Preservation

FOODS PRESERVATION

In this project, you will have fun learning how to cook the basics and then advance to gourmet and international meals. Develop baking skills, learn about food preservation, explore the heritage of many foods, and understand consumer buying skills. Learn how to make healthy snacks and modify recipes to fit a healthy lifestyle.

Rules

1. Exhibits must have been preserved since the member's previous year's county fair, and not been exhibited at the previous State Fair.

2. Recipes and processing methods from the sources below are recommended.

Recipes must be from current, tested resources listed below AND MUST BE ADJUSTED FOR ALTITUDE based on your processing location, or it will be disqualified. Processing methods that will be disqualified include: open kettle-canning, over oven canning, sun canning and using electric multi-cookers.

Untested recipes will be disqualified for food safety reasons. Tested recipe sources include:

- K-State Research and Extension Food Preservation publications
- Other University Extension Food Preservation publications
- USDA Complete Guide to Home Canning, @2015
- So Easy to Preserve, 6th edition, The University of Georgia Cooperative Extension Service
- Ball® Blue Book Guide to Preserving, Edition 37
- Ball® Complete Book of Home Preserving, @2015 and @2020
- Canning mixes (i.e. Mrs. Wage's, Ball®)
- Pectin manufacturers (i.e. SureJell, Ball®)
- KSRE Rapid Response Center Preservation Recipes
- National Center for Home Food Preservation
- Ball® and Kerr

3. Alcohol is not allowed as an ingredient in food preservation entries. Entries with alcohol will be disqualified and not be judged.

4. Each exhibit must have the complete recipe and instructions attached with the entry card, or it will be disqualified. Recipe must include exhibitor name, recipe source, date of publication, and altitude, where food was processed. If using Mrs. Wage's or Ball® mixes, indicate the date the mix was purchased.

5. Exhibits must be processed in clean, clear standard canning jars, with matching brand (ex: use Ball® lids on Ball® jars, or Kerr lids on Kerr jars, etc.) two-piece lids. Do not use colored jars, fancy padded lids, fabric over wraps or cozies as they interfere with the judging process. No fancy packs unless recipe states to do so (ex: Pickled asparagus). Jars must be sealed when entered. For food safety reasons, the size of jars used must not be larger than the jar size stated in the recipe (ex: Salsa is canned in pint jars only, no quarts). Note: There are 12-ounce, 24-ounce and 28-ounce canning jars available and may be used. Use pint jar process recommendations for 12-ounce jars. Use quart jar process recommendations for 24 ounce and 28-ounce jars.

Food Preservation cont

6. Each jar exhibited must be labeled. The label must not cover brand name of jar. The label must give: Class Number, Product, Altitude where processed, Canning Method (water bath, weighted gauge or dial gauge pressure method), Process Time, Pressure (psi), Date processed including month and year, Name, and County/District.
7. Classes 4350-4355 will require one jar for each class.
8. Hole punch the entry card and use a rubber band to attach the entry card and recipe around the top of the jar.
9. If dried food product is not in a canning jar, it will be lowered one ribbon rating. Suggested amount: $1/3 - 1/2$ cup, or three or four pieces per exhibit. All meat jerky must be heated to an internal temperature of 160 degrees F before or after drying. This is not the drying temperature! Dried products must include the recipe, preparation steps and heating instructions. Jerky not heated to an internal temperature of 160 degrees F will be disqualified and not be judged. Heating information can be found in "Dry meat Safely at Home."
- Quota – Each 4-H member may enter up to two exhibits in this division, but only one entry per class.

Classes

- | | |
|------|---|
| 4350 | Sweet Spreads (Fruit and/or Vegetables), Syrups; One jar |
| 4351 | Fruits, Juices, Fruit mixtures (Salsa, Pie Filling, etc.); One jar |
| 4352 | Low Acid Vegetables (green beans, corn, etc or vegetable mixtures.); One jar |
| 4353 | Pickles (Fruit or Vegetable), Fermented Foods, Relishes and Chutney; One jar |
| 4354 | Tomato/Tomato Products, Tomato Juice and Tomato Salsas; (Salsa in pints only, no quarts); One jar |
| 4355 | Canned Meats; One jar |
| 4356 | Dried Foods: One small jar |

Resources

- Project Area – Foods and Nutrition
- Food Preservation Labels Small 1 x 2.58-Updated 2018
- Food Preservation Labels Small 1 x 2.58-Updated 2018 pdf
- Food Preservation Labels Large 2 x 4-Updated 2018
- Food Preservation Labels Large 2 x 4-Updated 2018 pdf
- Just Because It Seals Doesn't Mean it's Safe!
- Food Preservation Judging Criteria
- Food Safety Recommendations for Food Preservation Exhibits
- What's Your Elevation?
- How-to Guide to Pressure Canning
- How-to Guide to Water Bath Canning and Steam Canning
- 10 Tips for Safe Home-Canned Food
- Sassy Safe Salsa at Home
- Boiling Water Canning Project Manual
- Freezing Project Manual
- Drying Project Manual
- Dry Meat Safely at Home



Dept. N

4-H FORESTRY

Superintendent- Karen Meseraull

Learn to identify trees, determine differences between trees and shrubs, learn about different trees and tree parts, graft a bud to a living tree, discover health benefits of trees, investigate forest changes and learn about forest health and learn forest conservation techniques.

Rules

1. All leaf exhibits are to be mounted on 8½" x 11" heavy stock paper and placed in loose leaf binders. (Magnetic or adhesive filler sheets for photographic prints or sheet protectors are recommended.) Twigs and fruit collections may be exhibited in whatever manner you choose. Maximum tri fold size is 3' x 4'. Resources for exhibiting are located on the Kansas 4-H forestry project web-page.
 2. Name, club, age, and year in project should be on front cover or in a prominent location.
 3. Leaves should be identified with an appropriate label located near the leaf on the same page. These labels should include (1) The proper common name as listed in the 4H334, "List of Native Kansas Forest Trees" 2) Location (city and/or county) where collected; and (3) date (day, month, year) or (month, day, year) collected.
 4. Divide specimens into the following two sections: Native Kansas Trees, and Non-native Trees.
 5. New specimens are those specimens collected during the current 4-H year and cannot be a duplicate tree species of previously displayed specimens.
 6. Group specimens according to the years collected (ex. "old-previous years" and "new").
 7. Variations of varieties do not count as different species or specimens.
 8. When replacing previously displayed samples, due to degradation, improper mounting or incorrect identification, the specimen label must also be updated. Replacements do not count as new specimens. Replacements should be displayed in the "old previous" section of the display.
 9. If you retrieve information for your forestry exhibit, you must include a reference citation to the source.
 10. In all leaf collections, exhibit one complete leaf where possible. If leaf is too large, exhibit as much as possible. Sketch in reduced scale the entire leaf and illustrate where the exhibited portion is from. Note: A "leaflet" is incorrect when displayed as the complete leaf for the tree.
 11. All work must show originality. Leaf collections and displays should not closely resemble work done by others in the same club.
- Quota – Each member may enter up to two exhibits in 4-H Forestry but only one entry per class. Participants can exhibit in a collection phase and one other class, 5104-5109, or they may exhibit in any two non-collection classes, 5104-5109.

What does a Ribbon mean?



Forestry Cont.

Classes

Knowing Trees as Individuals (Leaf Collections)

5100. Forestry Collection: (Choose either A or B) Only those exhibiting at the state fair for the first year may enter this class.

- A. Exhibit a minimum of 10 different leaves from native Kansas trees collected within the year. Exhibit can include non-native leaves in addition to the required number of leaf specimens collected from native Kansas trees.
- B. Exhibit a minimum of 5 native Kansas trees showing leaf, twig and fruit from each species collected.

5101. Forestry Collection: (Choose either A or B) This class is open to those exhibiting either for the first or second time at the state fair.

- A. Exhibit a minimum of 20 different leaves (including 10 new specimens) from native Kansas trees. Exhibit can include non-native leaves in addition to the required number of leaf specimens collected from native Kansas trees.
- B. Exhibit a minimum of 10 native Kansas trees showing leaf, twig and fruit from each species collected. This exhibit must include 5 new leaf, twig and fruit specimens.

5102. Forestry Collection: (Choose either A or B) This class is open to those exhibiting either for the third or fourth time at the state fair.

- A. Exhibit a minimum of 30 different leaves (including 10 new specimens) from native Kansas trees. Exhibit can include non-native leaves in addition to the required number of leaf specimens collected from native Kansas trees.
- B. Exhibit a minimum of 15 native Kansas trees showing leaf, twig, and fruit from each species collected. This exhibit must include 5 new leaf, twig and fruit specimens.

5103. Forestry Collection: (Choose either A or B) This class is open to those exhibiting the fifth time or more at the state fair.

- A. Exhibit a minimum of 40 different leaves (including 20 new specimens) from native Kansas trees. Exhibit can include non-native leaves in addition to the required number of leaf specimens collected from native Kansas trees.
- B. Exhibit a minimum of 20 native Kansas trees showing leaf, twig, and fruit from each species collected. This exhibit must include 10 new leaf, twig and fruit specimens.

How A Tree Grows

5104. Notebook: Entry may include a project notebook with 10 or more seeds collected with pictures showing a germination study or a mounting of a thin section of wood cut from the end of a log or top of stump labeled with information such as kind of wood and age of tree when cut or exhibits an illustration of how a tree grows.

Tree Appreciation

5105. Notebook: Entry may include research or reporting project notebook with no more than 10 pages based on the exhibitor's selected tree. Exhibit must be a different species of tree each year. This notebook may include sketches, drawings, pictures, a story, or any other things which will help tell about the tree you have selected.

Growing and Protecting Trees

- 5106 Display/Notebook: Entry requires a display, or project notebook, telling about project and pictures before, during, & after planting seedlings, a container tree, or a balled and burlapped tree. Maximum tri-fold size is 3' x 4'.

Tree Culture

- 5107 Display/Notebook: Entry requires a display, or project notebook, showing your project work and includes pictures of before, during and after wood lot improvement. Maximum tri-fold size is 3' x 4'.

How Forests Serve Us

- 5108 Entry may include collected wood samples (all or partial) and essay. Wood sample display to be mounted on poster board or any stiff material no larger than a 3' x 4' tri-fold. Essay should be displayed in a covered binder.

Educational/Creative Exhibit

- 5109 Entry must be directly related to tree identification or Forestry. Type of exhibit is open (notebook, poster, collection box, etc.) given a maximum tri-fold size of 3' x 4'. Care should be taken to use durable materials that will withstand State Fair conditions. This is a good class to exhibit an unusual collection.

Dept. O

GEOLOGY AND LAPIDARY :

Superintendent - Kari Lockhart

In this project, you will learn the difference between rocks and minerals, learn how to identify fossils, describe and identify rocks, understand stages of the rock cycle, and use the scientific method to solve problems.

Rules

1. The exhibit box should be 18" x 24" x 3½". Plexiglas covers are required. Boxes with glass covers WILL NOT be accepted. All specimens are to be arranged across the narrow (18") dimension of the exhibit box, making the exhibit 18" across the top and 24" deep exactly. If a box has a sliding Plexiglas cover, it must be removable from the top. Screws, locks, or other devices that would prevent judges from removing the cover should not be used. For Lapidary classes 5300-5304 only, the dimensions of the box should be appropriate for the display, but should not exceed 18"x24"x31/2".
2. Each exhibitor is required to identify each display box by placing an identification label bearing name, county or district, and number of specimens in the upper lefthand corner of the Plexiglas cover (inside-use clear double-sided tape to adhere gummed labels), and by attaching a label with the same information on the lower right corner of the box (outside).
3. Exhibitor may enter in both geology and lapidary classes. Exhibitor may show in only one of the first four geology classes (5200, 5201, 5202 or 5203). Exhibitor may also show in geology class 5204 (special exhibit), 5205 Mineralogy, 5206 Fossils, and in one lapidary class.
4. Geology specimens should be labeled with the number of the specimen, date collected, specimen name or description, and locality (county only) where collected.

Geology Cont...

5. For the geology classes 5200, 5201, 5202 and 5203, specimens should be mounted in the box by proper groups: rocks, minerals, fossils. Fossils must be identified to the Phylum, Class and Genus level. Genus name is to begin with a capital letter. Species name is all lower case. Genus and species names must either be italicized or underlined, not both. The words "phylum, class, genus" on labels are to be spelled out, not abbreviated. More than one specimen of the same kind of rock or mineral or species of a fossil may be exhibited if this duplication represents different geological formations. Specimen label must show this distinction (Fort Hays limestone, not just limestone; calcite from the Greenhorn Formation, not just calcite; Phylum: Brachiopoda Class: Articulata Genus: Composita from the Morrill Limestone Member, not just Phylum: Brachiopoda Class: Articulata Genus: Composita).
6. For geology classes 5200, 5201, 5202, 5203, 5305, and 5206 all specimens must be collected by the participant (not purchased) from locations in Kansas, with the exception of Tri-State Mining Area specimens collected from these three adjacent counties: Ottawa County, OK; Newton and Jasper Counties, MO. Other out of state specimens will not count in the minimum number for the class, nor will they be considered in the judging.
7. Exhibitors may have a consultation review of their work by visiting with a member of the judging committee. Someone will be available from 3:00 to 6:00 pm on the first Friday of the fair in the Geology exhibit area.
- Eligibility – Class levels are broken down by years exhibiting at the Kansas State Fair. Please read each class description to determine which best suits the exhibitor.

Classes

- | | |
|------|---|
| 5200 | Geology. Display at least 15 rocks, minerals, and fossils collected during the current 4-H year. Exhibitor is limited to one exhibit box. Only those exhibiting at State Fair for the first time may enter this class. |
| 5201 | Geology. Display at least 30 different rocks, minerals, or fossils, at least 5 of each. Fifteen must be collected during the current 4-H year. Exhibitor is limited to one exhibit box. This class is open to those exhibiting either first or second time at State Fair. |
| 5202 | Geology. Display at least 45 rocks, minerals, or fossils, at least 5 of each. Fifteen must be collected during the current 4-H year. Exhibit limited to two boxes. This class is open to those exhibiting either the third or fourth time at the State Fair. Identify the rocks as igneous, metamorphic or sedimentary. These rock types must be spelled out on labels or have a legible key. |
| 5203 | Geology. Display at least 60 rocks, minerals, or fossils, at least 5 of each. Fifteen must be collected during the current 4-H year. Exhibit limited to two boxes. This class is open to those exhibiting the fifth time or more at the State Fair. Identify the rocks as igneous, metamorphic or sedimentary. These rock types must be spelled out on labels or have a legible key. |

- 5204 Geology Educational Exhibit: Exhibit relating to everyday living; or to a mineral test, a rock formation, geological history, species of a fossil, forms of one mineral, a variation of one kind of rock, archaeological artifacts, or Indian artifacts. Digital formats are accepted. Please make arrangements for the judge to view your exhibit and have a hard copy for display. Exhibit limited to 4 feet of table space. Care should be taken to use durable materials that will withstand State Fair conditions. Exhibitor may show in the class regardless of number of times he or she has exhibited at State Fair or whether exhibitor has entries in classes 5200, 5201, 5202 or 5203. Exhibitor may also exhibit in lapidary class.
- 5205 Mineralogy. Display a minimum of 15 mineral specimens collected in Kansas, at least 5 of which have been collected during the current 4-H year. The minerals are to be grouped by mineral class (i.e.: Carbonates, Oxides, Silicates) and at least 3 classes must be represented. The member must use one standard display box (see #1). The specimens must be labeled with the number of the specimen, date collected, name of specimen, county where collected and chemical composition (ie: CaCO_3 for calcite) if known.
- 5206 Fossils. Display a minimum of 15 fossil specimens collected by the participant in Kansas, at least 5 of which have been collected during the current 4-H year. The fossils are to be grouped by Phylum and Class, and at least 3 phyla must be represented (Brachiopoda, Chordata, Mollusca, etc.) The member must use one standard display box (see #1). The specimens must be labeled with the number of the specimen; date collected; county where collected; formation, member, or source; phylum, class, and genus or part; and geologic age (Cretaceous, Permian, Pennsylvanian, etc.) See #5 for additional fossil labeling expectations.

LAPIDARY CLASSES

The lapidary will be judged on the following criteria:

Workmanship and Content.....	60 points
Presentation and Showmanship.....	30 points
Accuracy of Information.....	10 points

All lapidary specimens should be labeled with the following information:

- Specimen name
- Place of origin (country, state, or county; county required for Kansas specimens)
- Purchased or self-collected
- Date lapidary treatment began
- Date lapidary treatment completed (Treatment completed after the State Fair is considered a new year specimen).

- 5300 Lapidary. Display at least 5 varieties of polished (tumbled) specimens and 5 varieties of unpolished specimens that have not yet received lapidary treatment. These do not have to be an example of "before and after", nor do they have to be self-collected. Locales must be identified. Only those exhibiting lapidary at the State Fair for the first time may exhibit in this class.
- 5301 Lapidary. Display before-and-after examples of at least 3 varieties of specimens, at least 2 tumble-polished and 2 unpolished of each. There is no requirement that the 4-H'er collect any of these. Locales must be identified. Lapidary work should be done during the current 4-H year.



- 5302 Lapidary. Display before-and-after examples of at least 6 varieties of specimens, at least 2 tumble-polished and 2 unpolished of each. At least two varieties should be collected from the native site by the 4-H'er, at least one of which comes from Kansas. Locales must be identified. Lapidary work on at least three varieties should be done during the current 4-H year.
- 5303 Lapidary. Display before-and-after examples of at least 9 varieties of specimens, at least 2 tumble-polished and 2 unpolished of each. At least three varieties should be collected from the native site by the 4-H'er, at least two of which comes from Kansas. Locales must be identified. Lapidary work on at least three varieties should be done during the current 4-H year.
- 5304 Lapidary. Exhibit at least 6 specimens that have not previously been exhibited, which have received lapidary treatment. Lapidary treatment may consist of polishing, and end, face, or flat lapping. Specimens must represent at least 3 different varieties and include at least three cabochons of any size or shape, only one of which may be free-formed. A cabochon is a style of cutting in which the top of the stone forms a domed or curved convex surface. Three of the specimens must be mounted into jewelry findings. Special lapidary exhibits should be entered in class 5304. Please note that each member is limited to one entry in this class.

Dept. Q

HOME ENVIRONMENT: Superintendent - Rita Drybread

This project gives you the opportunity to examine your environment, both inside and outside of the home. Decorating a room, refreshing your porch, landscaping an area of your yard, refurbishing a family heirloom or even creating something brand new are all examples of ways to incorporate the design process in your living environment. Learning and experimenting with the elements of design (color, line, value, space, shape, form and texture) in all areas of a room or space or furniture piece are all part of this project. Being a designer (architect, furniture, landscape or interior designer, etc.) is not only about how a space looks but also how it feels. The end goal is to create a space that feels inclusive, functional, and inviting to all. The home environment project will give you the opportunity to design, create and implement what you've learned by creating a notebook, project board or item.

Rules

1. An entry card must be attached to the exhibit with safety pin(s) or tape and string.
 2. A member may make only one exhibit in this division.
 3. A summary including plans, explanation of how the items was made or refinished, and how it fits into the color and design of the room. Summary could also include project inspiration, challenges, who helped you, and any other information that could be helpful to the judge. Summary should be in a plastic protective sleeve and attached to exhibit.
 4. Projects with missing or insufficient summary will be lowered one ribbon placing (i.e. a blue ribbon exhibit will receive a red ribbon).
 5. Exhibits should be of high quality (as compared to quick, simple crafts), suitable for use in the home several months throughout the year. Holiday-specific items are discouraged.
- Quota – A member may make only one exhibit in this division.

Classes

- 4400 Single Exhibit. An article (furniture, fixtures, interior or exterior, etc.) made or refinished by the 4H member for the home. Must include attached summary.
- 4401 Design Board. Boards must be on foam core or a standard tri-fold display. Include: color scheme, wall treatment, floor treatment, samples, etc. and/or floor plan for a room. Must include attached summary.
- 4402 Notebook. Notebooks may include floor plans, swatches, colors, stories, photographs, and project records which detail what was accomplished this year with a given indication of long-term plans. Notebooks should also include project inspiration, challenges, who helped you, and any other information that could be helpful to the judge. Additional summary is not required for Notebook exhibits.

DEPARTMENT R 4-H/FFA HORSES

Superintendent- Jenna Reed

Trophies:

- G.C. Walk Trot Overall
- G.C. Western Pleasure
- G.C. Western Horsemanship
- G.C. Overall Mare
- G.C. Overall Gelding
- G.C. Horse Fitting & Showing
- G.C. Overall Timed Event

Proof of a negative Coggins test within the last 12 months must be shown before the horse will be allowed to unload on fairgrounds.

RULES FROM THE KANSAS 4-H HORSE SHOW RULE BOOK WILL BE FOLLOWED.

1. Horses may come to the fair and stay the entire fair, or bring your horse for the show and then take them home. They either come to stay or you bring for the show and take home - not both.
2. Horses will be shown at the exhibitor's risk
3. Age of colt is determined as of January 1 in the year it was born.
4. Each exhibit must have been cared for and managed by the 4-H member 75% of the time between May 1st and September 30th.
5. Members shall wear clothing as specified by the "Kansas 4-H Horse Show Rule Book".
6. Horses can be worked in the Rodeo arena. NO HORSE WILL BE OUTSIDE THE FENCE FOR ANY REASON UNLESS GIVEN PERMISSION BY THE HORSE SUPERINTENDENT UNLESS LEAVING

AND NOT COMING BACK.

7. ID papers must have been filed by May 1 in the County Extension Office.
8. If participating in walk-trot classes members will receive a white ribbon in timed events if the horse lopez.
9. Walk-trot class rules follow those in the 4-H rule book, but the rider is not asked to lope. Riders are not eligible for walk-trot classes if they have ever loped in a class at any previous show.
10. Halter classes will be divided into two divisions - stock horse (Quarter, Appaloosa, etc.) and pleasure type (Morgans, Arabians, Tennessee Walkers, etc.)
11. Horseless Horse Showmanship winners are not eligible to show for champion Fitting and Showing.

HORSE HALTER CLASS

785. Weanling Stud Colt-Stock
786. Weanling Stud Colt-Pleasure
787. Weanling Filly Colt-Stock
788. Weanling Filly Colt-Pleasure
789. Yearling Filly-Stock
790. Yearling Filly-Pleasure
791. 2 Year Old Filly-Stock
792. 2 Year Old Filly-Pleasure
793. 3 Year Old Mare-Stock
794. 3 Year Old Mare-Pleasure
795. 4 Year and Older Mare-Stock
796. 4 Year and Older Mare-Pleasure
797. Yearling Gelding-Stock
798. Yearling Gelding-Pleasure
799. 2 Year Old Gelding-Stock
800. 2 Year Old Gelding-Pleasure
801. 3 Year Old Gelding-Stock

Horses Cont.

- 802. 3 Year Old Gelding-Pleasure
- 803. 4 Year and Older Gelding-stock
- 804. 4 Year and older Gelding- Pleasure
- 805. Horseless Horse Halter Class
- 806. Jr Fitting & Showing-7-9
- 807. Int. Fitting & Showing 10-13
- 808. Sr Fitting & Showing-14 & older
- 809. Horseless Horsemanship at Halter-13 or younger
- 810. Horseless Horsemanship at Halter-14 or over

HORSE PERFORMANCE CLASS

- 811. English Pleasure Walk-Trot
- 812. English Pleasure, All Ages
- 813. English Equitation Walk-Trot
- 814. English Equitation
- 815. 4-H Western Pleasure for ponies 56" and under
- 816. 4-H Western Pleasure Walk-Trot
- 817. 4-H Western Pleasure Age 7-9
- 818. 4-H Western Pleasure Age 10-13
- 819. 4-H Western Pleasure Age 14 and over.
- 820. 4-H Western Horsemanship Walk-Trot
- 821. 4-H Western Horsemanship Age 7-9
- 822. 4-H Western Horsemanship Age 10-13
- 823. 4-H Western Horsemanship Age 14 and over
- 824. Reining
- 825. Ranch Horse Rail 7-9
- 826. Ranch Horse Rail 10-13
- 827. Ranch Horse Rail 14+
- 828. Ranch Horse Pattern 7-9
- 829. Ranch Horse Pattern 10-13
- 830. Ranch Horse Pattern 14+
- 831. Barrel Racing 13 and under
- 832. Barrel Racing 14 and over
- 833. Poles 13 and under
- 834. Poles 14 and over
- 835. Flags 13 and under
- 836. Flags 14 and over
- 837. Trail Class Age 7-9
- 838. Trail Class Age 10-13
- 839. Trail Class Age 14 and over
- 840. Ranch Horse Trail 7-9
- 841. Ranch Horse Trail 10-13
- 842. Ranch Horse Trail 14+

DEPARTMENT S HORTICULTURE

Learn when, where and what to plant; learn the difference between cool and warm season vegetables; learn plant parts and how they are used; learn how to use basic garden tools; study seed varieties and starting seeds indoors; study preventative pest controls; learn about specialty harvests and selling your produce; study plant pollinations; study food industry careers; and learn about biotechnology.

37

Rules

1. All horticultural exhibits must be grown by the exhibitor.
 2. Secure entry form to disposable plate or container with string or tape. Use a sturdy disposable plate, bowl or container that will support the weight of the produce.
 3. A member may enter up to a total of 4 produce items, according to the number qualified at the county/district fair, each a different type of produce, from classes 2501-2507. Members may enter multiple entries in an individual class, provided each entry is a different type of produce. Ex. Class 2502 – Medium Vegetable; member may enter tomatoes, peppers and cucumbers under the same class number.
 4. An exhibitor earning a purple ribbon at their county/district fair on an out-of-season vegetable/fruit/herb (ex. Early peas) may substitute another vegetable/fruit/herb (ex. Pumpkin) in its place at the State Fair.
- Quota – Up to 4 total produce (vegetables, fruit and/or herb) entries per exhibitor; Up to 4 total floral exhibits per exhibitor; 1 Notebook exhibit per exhibitor



Classes

Produce Exhibits

- 2500 Garden Display: Each exhibitor in this class will be limited to four square feet of space. The Garden Display must be exhibited in a tray, basket or container that can be easily moved by the fair staff. Exhibit consists of five different types of fresh vegetables or fruits. Canned products and shelled vegetables are not acceptable. Only one variety of each type of vegetable or fruit may be exhibited. The numbers of the five types of vegetables or fruits to be exhibited are as follows:
- Large Vegetables (One Each): Cabbage, Cantaloupe, Eggplant, Large Pumpkin, Squash, Water melon
 - Medium Vegetables (Five Each): Beets, Carrots, Cucumbers, Decorative Gourds, Potatoes, Miniature Pumpkins, Okra, Onions, Peppers, Radishes, Sweet Potatoes, Tomatoes, or other similar sized vegetable
 - Small Vegetables (Twelve Each): Green snap beans, wax beans, English peas, or other similar sized vegetables
 - Small fruits (One half pint box): Strawberries, blackberries, raspberries, or other similar sized fruits.
 - Tree fruits (5 each): Apples, pears, peaches, or similar sized fruits.
 - Grapes (2 bunches)
2501. Small vegetable specimen plate (12) Ex: green snap beans, yellow wax beans, other small \ vegetables.
2502. Medium vegetable specimen plate (5) Ex: cucumbers, cherry tomatoes, tomatoes, beets, white onions, yellow onions, red onions, bell peppers, other peppers, okra, parsnips, radishes, turnips, sweet potatoes, red potatoes, white or Russet potatoes, carrots, miniature pumpkin, decorative gourds, or other medium vegetables.
2503. Large vegetable specimen plate (1) Ex: watermelon, summer squash, winter squash, large type pumpkin, eggplant, cabbage, cantaloupe, other large vegetable.
2504. Fresh Culinary herbs (6) ex: parsley, basil, dill, etc. Six stems (or a comparable quantity) of one variety of fresh herbs must be exhibited in a disposable container of water. Dried herbs are not accepted.
2505. Small fruits (one half pint box) Ex. Strawberries, blackberries, raspberries, or other similar sized fruits. (if other, please include name of fruit on entry).
2506. Tree fruits (plate of 5) Ex. apples, pears, peaches, or similar sized fruits.
2507. Grapes (plate of 2 bunches).

Floral Exhibits

1. A 4-H member may enter up to 4 floral exhibits plus one horticulture notebook in classes 5600-5604, according to the number qualified at the county/district fair. Members may enter multiple entries in a single class in classes 5600-5601 provided each flower specimen is of a different species. EX: Class 5600 – Annual Garden Flower, member may enter sunflowers, zinnias, and marigolds under the same class number.

Hort. Cont.

2. Members are encouraged to exhibit cut flowers and fresh floral arrangements in disposable containers. If a non-disposable container is used mark it plainly with your name and county/district. The State Fair is not responsible for the loss or damage to any flower arrangements, vases or containers. Containers cannot be picked up until release time on the last Sunday of the State Fair.
3. All floral materials must be grown and/or collected by the exhibitors. Do not use purchased plant materials. Entries should not take over one square foot of table space.
4. Potted plants are not accepted.
5. All entries must be freestanding, easily moved, and not require any special equipment to display. Hanging entries are not accepted.

Classes

5600. Annual Garden Flower, cut specimen, single stem.
5601. Perennial Garden Flower, cut specimen, single stem.
5602. Fresh Flower Arrangement. Flower materials must be grown and/or collected by exhibitor, not
pur chased.
- 5603 . Dried flower Arrangement, no fabric or plastic material allowed.
5604. Horticulture Notebook. Entry shall consist of a notebook or three ring binder of written narrative describing a horticulture project such as a landscape design, landscape installation, lawn renovation, water garden, flower garden, vegetable garden, lawn mowing service, landscape maintenance business, farmer's market business, or other horticultural project. 4-Hers are encouraged to include photographs, illustrations and/or landscape drawings that help explain work done by the member. Photos taken from the same location before, during and after the completion of the project are particularly helpful. Exhibitor may enter one horticulture notebook.

- Horticulture notebook scoring is based on the following criteria:

- Organization and General Appearance (neat, includes title page and table of contents, original, creative, etc.) 20%,
- Narrative (including goals, successes, failures, etc.) 40%,
- General Content (subject matter, photos, maps, knowledge gained, etc.) 40%

DEPARTMENT T

4-H FIBER ARTS

Superintendent - Sandy Smith

Trophy: Overall Fiber Arts
Evelyn Kidd Memorial

1. State year enrolled in project on exhibit card.
2. Articles may have been worn, but must be laundered or cleaned.
3. Articles worn as pairs must be shown together. Attach with yarn.

- Labels from the Extension Office are to be completed & sewn in the neck of each garment or attached to the article. Entire entry should be in a plastic bag.
- Special consideration to original designs. Note this & attach to design.
- Limit of 2 exhibits per exhibitor.
- All garments & articles will be judged the day of Clothing Construction Judging on July 21st.

CLASS

- 4111. Crochet
- 4112. Knitting
- 4113. Needle Arts (embroidery, cross stitch, needlepoint, candle wicking, crewel, lacework, and applique) *
- 4114. Patchwork and Quilting*
- 4115. Rug Making, a rug*
- 4116. Spinning, a skein*
- 4117. Weaving, a woven article* Woven wood reed basket, should be exhibited in Visual Arts
- 4118. Ethnic Arts
- 4119. Macramé, an article
- 4120. Fiber Arts Educational Notebook* Share with others what you learned in this project about a particular Fiber Art. Exhibits should be in the form of a notebook or binder. The notebook should include a narrative section describing the fiber art. It should include a clear description of the project, technique, budget, supplies goals accomplishments, successes, failures and future plans. It may include samples of techniques, how-tos, photographs of completed projects, or other ways of educating others about fiber arts. Note: a collection of brochures, web pages, patterns, record book forms, etc. does not constitute and educational notebook. Follow copyright laws.

**TO MAKE
THE BEST
BETTER** 

DEPARTMENT U 4-H MISCELLANEOUS Superintendent - Nancy Burns

Trophy: G.C. Educational Display

- Read General Rules
- Each exhibitor is limited to 2 articles in this division, articles should not be on same project.

- This division is open only to youth enrolled in a project or a project phase for which there is no specific class elsewhere.

Examples include: Vet science, self-determined, grain marketing, weed control.

- Exhibits are educational displays excluding notebooks or posters. Tri-folds should be placed in this department.

CLASS

- 862. Exhibit by youth 7-10
- 863. Exhibit by youth age 11-14
- 864. Exhibit by youth age 15-19

DEPARTMENT V NOTEBOOK, POSTER Superintendent- Nancy Burns

Trophies:

G.C. Poster

G.C. Notebook/Poster or Notebook

- Age groups may be used during judging.

- May enter a notebook, poster, poster & notebook combination. Poster size should not exceed a standard size poster board. Tri-fold exhibits should be entered in the 4-H Miscellaneous (Educational Display) Department.

- Limit of one poster or notebook per project area. I.e. Reading, Leadership etc...

- Work done in school is acceptable if a "Project Agreement Sheet" has been turned into the Extension Office by April 1.

CLASS

- 865. Notebook
- 866. Poster
- 867. Poster & Notebook

DEPARTMENT W

4-H PHOTOGRAPHY

Superintendent – Jaylene Chaplin

Trophies:

G.C. Photography 3 Years or Less

G.C. Photography More Than 3 Years

PLEASE READ AND FOLLOW ALL RULES!!

***NOTE MAT BOARD SIZE AND MOUNTING

INSTRUCTIONS***

1. All exhibits must be pre-entered. All 4-Hers (age 7-18) enrolled in the photography project may enter.
2. Only Kansas 4-H members who are 9 years of age but not yet 19 years of age before January 1 of the current year are eligible to enter at the State Fair if exhibits qualify.
3. Black and white and color photographs, and slides may be exhibited.
4. EACH EXHIBITOR WILL BE LIMITED TO 5 ENTRIES PER CLASS WITH A TOTAL LIMIT OF 10 ENTRIES.
5. Photographs entered must be the result of the current year's project work by the 4-H member. Photos must be taken by the 4-H Member (exhibitor).
6. Photos are to be mounted across the narrow (11") dimension of an 11" x 12.5" sheet of white studio mount. If mount board has two colors, please mount on WHITE side.
7. All photos must be no larger than 8" x 10" and no smaller than 7" x 9", after trimming.
8. Photos must be mounted with the top edge of the print 1" below the top of the mount (board is always oriented narrow side up). The sides of the print must be equal distance from the two sides of the mount.
9. A permanent mount must be made by using photographic adhesive. Remove white border from the enlargement before mounting.
10. No lettering, including dates is permitted on the front of the mount or on the photo, only on the form provided. No underlays or borders are to be used. No contact prints on front of mount.

11. The exhibitor's name, address, photo class, location where the photo was taken and the county should be written on the back of the mount.

12. All black and white prints will be judged together in each class. All color prints will be judged together in each class.

13. A non-adjustable camera has a fixed f-stop and shutter speed. If the f-stop or shutter speed can be changed either manually or automatically, the camera is adjustable.

14. Improperly mounted photos will be awarded a ribbon one placing lower than the placing determined by the official judge.

15. To protect exhibits from dust and moisture, it is strongly recommended that they be placed in a two gallon zip style bag.

16. Photographs taken with a digital camera and having no more adjustments than exposure, color intensity or correction, one click filter effects, red eye removal, cropping, dodging and burning should be entered in the standard color or black and white classes. HDR photos are to be entered in the standard photo class.

17. My Favorite 4-H Photography Display: This new class is only for those photography project members with 10 or more years of experience. This class is a non-judged mounted display consisting of four favorite photos from the member's photography career in 4-H. All photos and a fifth biography/description with details of why they are regarded as most significant will be mounted on white or cream studio matte board. Photos and biography/description will be displayed on one row of the photography racks. This class is an extra way to showcase the development and accomplishments of the 4-H member's photographic career. Members can still enter two other classes, if they are enrolled 8 or more years in the photography project.

18. Appropriate photo subject matter: Photographic subject matter is expected to follow 4-H standards. For a sense of prohibited subject matter, review the Kansas 4-H member Code of Conduct; in general, if it is not allowable at a 4-H event, it is not allowable in a 4-H photograph.

19. Photos with live subject(s) on railroad right away or taken from railroad right of way property will not be displayed in Kansas 4-H Photography and will be disqualified and not judged.

20. Copyright protections must be observed.



CLASS

4800. Color photos taken by 4-H'er with 3 years or less in the project.*
4801. Color photos taken by 4-H'er with more than 3 years in the project.*
4802. Color photos taken by 4-H'er with more than 8 years in the project
4803. Black and White taken by 4-H'er with 3 years or less in the project
4804. Black and White photos taken by 4-H'er with more than 3 years in the project
4805. Black and White photo taken by 4-H'er with more than 8 years in the project
4806. My Favorite 4-H Photography.
1. This is a "display only" class.
 2. Eligible members must have enrolled in photography for ten (10) or more years.
 3. Requirements are:
 - A. Choose a total of four (4) of your favorite photos from any of the years enrolled in photography. If used previously in competitive exhibits, remove all data slips and stickers. If the photo is an unmounted print, mount it using standard 4-H requirements and mat board.
 - B. Develop a short biography piece.
 - Tell how/when an interest in photography began.
 - Explain why each of the four photos is a favorite.
 - Share the skills learned because of photography. Think beyond camera skills and include leadership, community service, etc.
 - Tell of any mentors/leaders worked with.
 - Share workshops or camps pertaining to photography you attended.
 - Explain (if relevant) any plans to use photography skills beyond 4-H/High School.
 - Include a small (2 x 3) photo of yourself at the start of the biography.
 - Print the biography document and mount it on a standard mat board.
 4. Place name and Extension unit on the back of each of the 5 mat boards in the upper right-hand corner.
 5. This exhibit does not have to qualify at the county/district level to exhibit at the Kansas State Fair.
 6. There is no data slip required.
 7. A member who qualifies to exhibit in this class is still allowed to enter two prints and a portfolio for judging if qualifications for those classes are met.

JUST FOR FUN CLASSES

110. Picture Story-4-6 snapshots on a mount no larger than 16" x 20". No captions.
111. Photo Album-12-20 of your best snapshots mounted in photo album. Captions are optional.

PORTFOLIO CLASSES

4807 – Growth Portfolio

Members are eligible for this class beginning with the third year of enrollment in the 4-H photography project.

2. Exhibit will consist of one photo for each year of enrollment. Each photo must have been created in a different year and must be labeled with the year taken/project enrollment year. A maximum of 5 photos may be included, if the member has 5 or more years of enrollment. Photos are not required to be in a consecutive order. For example, a nine-year-old with three years enrollment in photography is eligible to enter a growth portfolio. The portfolio in this example should have one photo from the seven-year-olds year, one photo from the eight-year-olds year, and one photo from the nine-year-olds year. The growth portfolio class may start at any time in the member's photography career. For an older member, the growth portfolio would represent any five years in the project, for example, years 1,3,5,7 and 9 for a member having project enrollment totaling 9 years.
3. Photos must be 8" x 10" and may be color or black and white and must be unmounted.
4. An information sheet must accompany each photo giving brand and model of camera used to create the photo. The settings for focal length, aperture, mode and shutter speed must also be listed.
5. Skill set used to create the photo must be given and explained. Main goal for each year should be listed.

6. Beginning with photo 2, member description of GROWTH in project skill must be included on information sheet.
7. Exhibit will consist of photos arranged in chronological order of enrollment, information sheet on each photo, and all information listed in #6 and #7. A portfolio book will be required to exhibit.

4808 Career Portfolio

1. Member must have been enrolled in Photography for 5 (five) or more years OR member must be age 15 -19 and been enrolled in photography for at least two (2) years.
2. Exhibit will consist of ten (10) 8 x 10 photos showing skill development in one of the following photography areas: Portraiture, Special Effects (not done with computer), Landscape, Photojournalism, Black and White, Nature/Wildlife or Graphic Design (computer skills with photos). Photos may have been created over multiple project years.
3. Photos may be color except if Black and White option is chosen and must be unmounted.
4. An information sheet must accompany each photo giving brand and model of camera used to create the photo. The settings for focal length, aperture, mode and shutter speed must also be listed.
5. A one-page summary should accompany the portfolio listing the goal for pursuing this area of photography and what skills were learned while doing so. Mentors should be acknowledged. Career exploration can also be described.
6. Exhibit will be presented in a notebook designed for portfolio review with pages for required information from #4 and #5.



DEPARTMENT X

4-H/FFA POULTRY CLASSES

Trophies:

G.C. Poultry

G.C. Water Fowl

G.C. Poultry Showmanship

1. All poultry except broilers must be at least 4 months in age. Birds need to be in the 4-H members possession by May 15th of the current year.

2. Each 4-H member may enter 15 birds total. 2 entries per class.

3. Any breed of poultry may be exhibited. All poultry except waterfowl must have a negative pullorum-typhoid test before entering at the fair. See General rules under health for details on alternatives for pullorum typhoid testing for poultry.

**** Poultry Testing Date: July 5th
4:00-6:00 pm at County Fair-
grounds.****

POULTRY CLASSES

- 3201 Standard Breeds; Large Fowl; One young bird of either sex.
- 3202 Standard Breeds; Large Fowl; One old bird of either sex.
- 3203 Standard Breeds; Bantams; One young bird of either sex.
- 3204 Standard Breeds; Bantams; One old bird of either sex.
- 3205 Production Pullets- Pen of 3. Standard bred, crossbred or strain cross pullets to be judged on egg production qualities.
- 3206 Production Hens- Pen of 3. Standard bred, crossbred or strain cross hens to be judged on egg production qualities.

- 3207 Dual purpose pullets; Pen of 3. Such as Rhode Island Reds, New Hampshire, Plymouth Rocks, etc.
- 3208 Dual purpose hens; Pen of 3. Such as Rhode Island Reds, New Hampshire, Plymouth Rocks, etc.
- 3209 Turkeys, all breeds; one bird of either sex.
- 3210 Ducks, Call or Bantam, all breeds; one bird of either sex.
- 3211 Ducks, all breeds; one bird of either sex.
- 3212 Geese, all breeds; one bird of either sex.

DEPARTMENT Y

4-H/FFA RABBITS CLASSES

Superintendent –

Trophies:

G.C. Buck Rabbit

G.C. Doe Rabbit

G.C. Rabbit Showmanship

1. RABBITS WITH MITES WILL BE SENT HOME!!!
2. Each 4-H member may exhibit a total of 11 rabbits. Not more than 2 may be entered in 1 class, except meat class.

RABBIT CLASS

- 3400 -Senior buck. Eight months of age and over for breeds with Intermediate classes; six months and over for all other breeds.
- 3401 -Senior doe. Eight months of age and over for breeds with Intermediate classes; six months and over for all other breeds.
- 3404 -Junior buck. Under six months of age.
- 3405 -Junior doe. Under six months of age.
- 3420 Meat pen. Three (3) rabbits, all one recognized breed and variety (broken varieties must be same color). Minimum weight 3½ pounds each. Maximum weight 5½ pounds each, and not over 70 days of age. Will be judged on their meat qualities, condition, uniformity and fur.

K-STATE
Research and Extension



Rabbits Cont

909	Jr. Crossbred Buck, Under 6 months
910	Jr Crossbred Does, Under 6 months
911	Sr. Crossbred Buck, Over 6 months
912	Sr. Crossbred Doe, Over 6 months

DEPARTMENT Z

4-H/FFA GOAT CLASSES

Superintendent-Brendan Coulter

Dairy Superintendent Trophies:

G.C. Market Meat Goat

G.C. Breeding Goat - Meat

G.C. Goat Showmanship

G.C. Dairy Goat

1. Read General Rules.

2. Goats age based on day judged.

3. Should be free of abscesses and be generally healthy.

4. Only does show for Dairy. All breeds together. All dairy animals must be dairy breeds. If animal is a dairy/meat goat breed mix it must show as a meat goat.

5. Limit of 10 goats, no more than 2 per class per 4-H/FFA member.

6. Goats originating within the state of Kansas do not need to be tested for tuberculosis.

7. Goats originating out of the state of Kansas must meet one of the following requirements. (a) Goats must originate in and constitute a part of TB accredited goat herd. Herd accreditation number must be entered on the health certificate.

(b) Goats not qualifying under item 6. must have a negative TB test within 90 days of show date.

7.All goats need scrapie tags except registered dairy does which are tattooed and accompanied by their registration papers.

4-H/FFA GOATS-JR DAIRY

CONFORMATION CLASS (goats not previously or currently in milk)

765.	Doe 0-4 months of age
766.	Doe 5-9 months of age
767.	Doe 10-12 months of age

4-H/FFA BREEDING GOATS-SR DAIRY CONFORMATION (in milk or previously freshened) CLASS

768.	Doe 12-24 months of age
769.	Doe 3-5 years of age
770.	Aged Doe

4-H/FFA WOOL GOATS CLASS

771.	Doe 0-12 months of age
772.	Doe 12-24 months of age
773.	Doe 2 years or older

4-H/FFA BREEDING MEAT GOAT CLASS

774.	Doe 0-6 months of age
775.	Yearling Doe 7-12 months of age
776.	Sr. Yearling Doe 12-24 months of age
777.	Doe 2 years or older

MARKET MEAT GOATS

Meat goats are goats bred for meat purposes. Does or wethers of any breed will be judged on merits for meat purposes.

- 1.All goats must weigh between 50 to 120 lbs.
- 2.Goats must have milk teeth in place at the time of Fair weigh-in. Goats must be less than 1 year of age.
- 3.Goats if horned, the horns must be tipped (not less than the diameter of a dime at the end).
3. Goats may be shown with natural hair coat or shorn.
4. Animals are shown with collars, chains or halter and lead in the class. Goats may be braced, all four feet must be on the ground.

Market Goat CLASS
classes will be divided by weight.

778.	Market Meat Goat
------	------------------

GOAT GROOMING & SHOWMANSHIP CLASS

779.	Juniors (ages 7-9)
780.	Intermediate (ages 10-13)
781.	Seniors (ages 14 & over)

**TO MAKE
THE BEST
BETTER**



DEPARTMENT AA

4-H/FFA SHEEP CLASSES

Superintendent-Kay Tigner

1. See 4-H General Rules, weight limit and premium sale rules.
2. Sheep must be slick shorn with no more than .2 inch wool.
3. During the judges inspection or handling, all four feet of the animal are to be in contact with the ground.
4. All sheep must have scrapies ID tags.

MARKET LAMBS

Trophies:

G.C. Market Lamb

1. Gain Placing-Based on May tag day to fair (average daily gain to fair weigh date).

973. Market Lamb

BREEDING SHEEP

Trophy: G.C. Ewe

CLASS

974. Ewe lamb born after Jan 1, 2023
975. Ewe born in 2022
976. Ewe born before Jan. 1, 2022

SHEEP FITTING & SHOWMANSHIP

Trophy:

G.C. Sheep Fitting & Showing

1. Age as of Jan 1 current year.

977. Fitting & Showmanship-13 and under.
978. Fitting & Showmanship-14 and older.

DEPARTMENT BB

4-H/FFA SWINE

Superintendents – Tony Signer

Trophies:

G.C. Market Hog

G.C. Breeding Gilt

G.C. Swine Fitting & Showing

1. See the general rules for premium sale, weight limit, entry time, carcass information.
2. Hogs must be clean and tags easy to read or they will not be entered or weighed.
3. Classes will be broken down by weights.
4. Exhibitor can tag 4 market hogs. 3 maybe shown in market class and 1 may be shown in open or as a breeding gilt if applicable.
5. Market classes will be broken down by weights at the discretion of the Swine Superintendent.
6. Market classes will be broken into the following categories:

a. Crossbreds

Breeding Gilts must be under 1 year of age.

8. Breeding Gilts will be shown by weight

9. Maximum of 2 breeding gilts per exhibitor.

10. An exhibitor can choose to show their 4th market swine in the breeding gilt class instead of the open market class, but not both. Exhibitor must inform at weigh in what class the animal will be shown in.

MARKET HOGS

All hogs will be shown as strictly market hogs. No breeds will be specified.

Gilts may be shown as market hogs.

982. Market Hog Live Placing

BREEDING GILTS

Judged as breeding gilts and not as market hogs

983. Breeding Gilt

SWINE FITTING AND SHOWING

1. Age as of January 1st of the current year

984. Fitting & Showing ages 7-9

985. Fitting & Showing ages 10-13

986. Fitting & Showing ages 14-19

DEPARTMENT CC

4-H SHOOTING SPORTS

Superintendent - Nancy Burns

Trophy: G.C. Shooting Sports

1. General Rules apply.

1. A member may make only one entry in this division.
2. THE EXHIBIT SIZE RULE WILL BE STRICTLY ENFORCED! Exhibits exceeding the size guidelines will be penalized one ribbon color.
3. Educational Display: must be the standard tri-fold board ONLY, must not exceed standard tri-fold: 3'x4'; no additional table space available for promotional brochures or display items; content not to exceed display board borders. Failure to follow size limitations will penalize entry one ribbon color.
4. Promotional Posters: must be flat and no larger than 22"x30"; content not to exceed display board borders; Failure to follow size limitations will penalize entry one ribbon color. Posters will be displayed on wall.
5. Notebooks – No larger than 8 ½ x 11.
6. EXHIBITORS MUST COMPLY WITH STATE AND FEDERAL LAWS AND KANSAS STATE FAIR MANAGEMENT POLICIES.
7. No "live" ammunition containing propellant or explosive powders may be used in any display! An inert substitution must be used in lieu of powder and "live" ammunition, label artistic substitutes on back for clarification. The substitution must be clearly described on the back of the poster, display or in a notebook
8. Neither the Kansas State Fair nor the department of 4-H Youth Development, Kansas State University Research and Extension are liable for the loss or damage of any personal property included as part of your display poster, display or notebook.
9. Name, county or district, age and year in project should be on the front of the poster, display or notebook.
10. Exhibits will only be accepted from Extension Units with 4-H Certified Shooting Sports Programs.
11. Exhibits will not be accepted if they are related to reloads.

6200 Educational Display- Must be directly related to the 4-H Shooting Sports Project (standard tri-fold boards only, no larger than 3'x4').

6201 Promotional Poster- Must promote 4-H Shooting Sports (Flat poster no larger than 22"x30")

6202 Notebook – Contents pertain to some phase, results, story or information about 4-H Shooting Sports

Fair Award Sponsor

micro Lite

Magnesium-Mica Feed Ingredient

Superintendent - Sue Williams

1. General rules apply.

2. EXHIBITORS MUST COMPLY WITH STATE AND FEDERAL LAWS. It is illegal to possess threatened or endangered wildlife, or the feathers, nests, or eggs of non-game birds. Game birds and game animals taken legally during an open season may be used. The use of live wild animals in educational exhibits is prohibited.

3. Name, county, age and year in project should be in a prominent location on the exhibit.

4. Notebooks and Displays will be judged on the following points:

- a. Stopping Power.....15
- b. Interest, Holding Power...15
- c. 4-H Project Application...15
- d. Mechanical Power (lettering etc.).....5
- e. Personal Growth.....25
- f. Educational Value.....25

5. Posters will be judged on the following points:

- a. General Appearance.....30
- b. Information.....50
- c. Organization20

CLASS

5400. Notebook. Contents pertain to some phase, results, story or information about wildlife project.
5401. Promotional Poster. Must be related to some thing learned in the wildlife project (Poster-board or foam board no larger than 22" x 28")
5402. Educational Display. Must be directly related to the wildlife project. Maximum tri-fold size is 3' x 4'.
5403. Taxidermy/Tanning Exhibit. Should include an attachment that shows the work in progress through photos with captions, or a detailed Journaling of the process.

Superintendent - Sharon Frankenbery

Trophy:

G.C. Exploring 4-H

1. General Rules apply.

These exhibits will receive a ribbon, a grand and reserve collection will be selected. Enter as a collection of 2 – 5 items from projects, all to be displayed in a box or a large mat showcasing the collection

CLASS

979.

Exploring 4-H Projects (limit 5 items per exhibitor)



WOOD WORKING

Department FF

The Wood Science project allows youth to exhibit a wide variety of items they made working with wood, using tools. Learn to create and read plans to build projects for the farm, shop, household or other areas.

Rules

1. The plan from which it was constructed must be with the article exhibited. The plan may be a photocopy, the actual pattern, or a scale drawing. It must be complete and accurate to the extent that a duplicate article could be built using the plan as a guide. Please note: a set of step by step instructions is not a plan.
2. Projects with missing or insufficient plans will be lowered one ribbon placing (i.e. a blue ribbon exhibit will receive a red ribbon).
3. The use of materials other than wood should be kept to a minimum.
4. Projects that have unsecured glass, i.e., glass shelves, glass top of a coffee table, etc., should not be brought to the fair. Glass that is secured in the project, i.e., glass front of a gun case or cabinet, etc., is permissible since it cannot be easily removed.
5. The entry card, plans and all other paperwork should be secured to the project in some manner. Tape is usually not adequate to accomplish this. It is recommended to use a zip top plastic bag with a hole punched through it and using string to tie this to the exhibit. The entry card, plans and all other paperwork should be enclosed in a zip top plastic bag with a hole punched through it and tied or otherwise secured to the project in some manner. Tape is usually not adequate to accomplish this.
6. Refinished/ repaired furniture should be exhibited in Home Environment Class 4400 - Single Exhibit.
7. Projects made from pre-cut kits are not allowed.
8. In judging woodwork articles, consideration will be given to: Workmanship, including accuracy to the plan; Design; Choice of wood; Suitability and quality of finish; and Usefulness.
9. Firearms and weapons are not to be entered or exhibited at the Kansas State Fair in the Kansas 4-H Youth Development Department.

Woodworking Classes

- | | |
|------|--|
| 4700 | Article for farm or shop use |
| 4701 | Furniture for household or lawn use |
| 4702 | Other woodwork. Articles not included in above classes. Examples: bird houses, bird feeders, household equipment such as knife racks, bread boards, door stops, etc. |

Gold Sponsor



STEM AG MECHANICS Department GG

The Ag Mechanics project is starting with an emphasis on welding and smithing, it will expand as the project area grows. This project allows youth to explore areas of ag mechanics and metallurgy from repairing or re-purposing items to the fabrication of new items. The intent is for this program start with foundational areas, some of which youth may already have, and allow them to continue to build on this knowledge becoming more experienced.

Rules

1. 4-H members must be currently enrolled in the Kansas 4-H STEM Ag Mechanics (welding) project to exhibit in this division.
2. Each exhibitor may enter one exhibit per class. Exhibits must have been constructed or repaired during the current 4-H year. The exhibit must have been selected at the county level for entry at the State Fair. Counties or districts should select only top blue or purple ribbon Ag Mechanics exhibits which meet State Fair guidelines.
3. Wheeled exhibits must utilize a braking mechanism which prevents the exhibit from freely rolling while on display.
4. Exhibitors are responsible for providing sufficient braking or "chocks" for trailer exhibits to ensure that the exhibits do not move once positioned. If using a wheel "chocking" mechanism, the two individual blocks should be connected together as a pair of chocks, so they do not become separated. At least one pair of chocks should be placed on each side of the trailer to prevent movement.
5. For trailer exhibits the tongue of the trailer should have a locking mechanism (e.g. padlock) to prevent the trailer from being moved by unauthorized individuals while being displayed. A key for the locking mechanism should be left with the superintendent and labeled with the exhibitor's name, county, and phone number.
6. Each exhibit must be free-standing or sufficiently supported by an exhibitor supplied support system that is movable and is part of the total dimensions and weight of the exhibit as described previously. Exhibit display boards should have a portable and movable base and examples should be firmly affixed to the board to ensure all parts of the display stay together. No exhibits may be staked to the ground for display.
7. Top heavy items should be braced or placed in a stand sufficient to prevent it from toppling over while on display.
8. Exhibits may not be bound, affixed, attached to the State Fair buildings, except by the superintendent, State Fair Staff, or State Fair Extension Staff.
9. Painting or spot painting is not allowed on projects after arrival on fairgrounds. If wet paint is detected by judges or superintendents one ribbon placing will be deducted.
10. Repair projects having adequate original finish need not be repainted.
11. Cutting surfaces, such as blades or knives, are to have a protective covering over them to prevent injury. The covering should be easily removed and reinstalled for judging. Foam "pool noodles" and multiple layers of cardboard are acceptable.
12. Display cases for small exhibits, such as knives, are acceptable, and must be easily opened so the item can be removed and examined as part of judging.
13. Exhibits that include weaponry of any kind will be disqualified. Weaponry is defined as any instrument, possession, or creation, physical and/or electrical that is intended to be used to inflict damage and/or harm to individuals, animal life, and/or property.
14. Trailers and large exhibits (those larger than 5 feet in any dimension) may be displayed outside., and exhibitors with such exhibits are to contact the State 4-H Office no later than August 24th to arrange placement time and location.
15. If the exhibit is powered by flammable liquids (gas, propane, kerosene, etc.) the fuel tank and lines should be drained and allowed to dry, to avoid spills and potential fires.
16. Electric powered (battery, corded, solar, or alternative energy) should have a primary shutoff or disconnect switch.

17.If a safety violation is noted by the judges, superintendent, or other staff, the exhibitor's exhibit, at the judges' discretion, will receive a deduction in ribbon placement or a participation ribbon.

18.The exhibitor's name(s) and county or district must be tagged or labeled in a prominent location on the display.

19.Each exhibit must include an Ag Mechanics information packet. Entry of just a packet without an accompanying exhibit is not a sufficient exhibit.

20.Each exhibitor is required to complete the "4-H STEM Ag Mechanics Exhibit Information Form" which is available through your local K-State Research and Extension office or at www.STEM4KS.com. This form must be attached to the outside of a 10" x 13" manila envelope. Do not tie the envelope to the exhibit. All revisions of all forms previously released for the STEM division dated prior to current year are void for use and new forms must be obtained and used that are dated by the State 4-H Office for the current year.

21.Each exhibit information packet should include the following items:

- a. Bill of materials for the project with associated costs, scrap items used may be listed as having a \$0.00 cost.
- b. 1 to 5 pages of photos showing work on the exhibit, preferably from a beginning state to final or completed state.
- c. If appropriate schematics or working drawings relating to the creation or repair, this is not required for display boards.
- d. If appropriate operating instructions.

22.Additionally, exhibitors may create an optional video (not required) about their project showing its operation and the work they have done. This allows judges to get a better understanding of the exhibit and allows the youth the opportunity to fully demonstrate their exhibit. The video should be no longer than 8 minutes and should be placed on a USB drive. These videos may also be considered for inclusion in a running video loop in the STEM area at the state fair after review by judges, superintendent(s), and extension staff. Adult guardians must complete the video release included with the exhibit form. If the release is not completed the video will not be included in the video loop on display in the STEM area at the Kansas State Fair.

- a. FOR COUNTY FAIRS with consultation judging, it is recommended that the video elements be waived in favor of talking with the exhibitor.

23.Ag Mechanics exhibits may be checked out for use in a Kansas State Fair 4-H demonstration or 4-H illustrated talk with prior permission. For permission, check with the superintendent or Shane Potter. The exhibit must be returned to display immediately after the demonstration/illustrated talk, or the exhibit will be disqualified.

Introductory – Level 1 (about 1 - 3 years' experience)

This level is designed for youth with little to no exposure in the project area so that they can gain an understanding of basic principles and methods in the given area.

- | | |
|------|--|
| 5550 | Welding Display Board. A 3' x 3' display board with different pieces of metal attached illustrating different types of welds, each weld being labeled. |
| 5551 | Level 1 Welding Ag Repair. Repair of ag equipment with welding. |
| 5552 | Level 1 Welding Ag Fabrication. Creation of new ag equipment with welding. |
| 5553 | Level 1 Welding General Repair. Repair of non-ag equipment with welding. |
| 5554 | Level 1 Welding General Fabrication. Creation of non-ag equipment with welding. |
| 5555 | Level 1 Welding Artistic Fabrication. Creation of artistic or interpretive pieces with welding. |
| 5556 | Level 1 Brazing Repair. |
| 5557 | Level 1 Brazing Fabrication. |
| 5558 | Smithing Display Board. A 3' x 3' display board with different pieces of forged metal attached illustrating different forms, each form being labeled. |
| 5559 | Level 1 Smithing. A design forged with at least one formed element (twists or spirals for example). |

Experienced – Level 2 (about 4 - 6 years' experience)

This level is designed for youth some experience in the project area allowing them to expand on common principles and methods in the given area.

- 5560 Level 2 Welding Ag Repair. Repair of ag equipment with welding.
- 5561 Level 2 Welding Ag Fabrication. Creation of new ag equipment with welding.
- 5562 Level 2 Welding General Repair. Repair of non-ag equipment with welding.
- 5563 Level 2 Welding General Fabrication. Creation of non-ag equipment with welding.
- 5564 Level 2 Welding Artistic Fabrication. Creation of artistic or interpretive pieces with welding.
- 5565 Level 2 Brazing Repair.
- 5566 Level 2 Brazing Fabrication.
- 5567 Level 2 Smithing. A design forged with at least two different formed elements (twists and spirals for example).

Advanced – Level 3 (about 7 - 9 years' experience)

This level is designed for youth with vast experience in the project area allowing them to master common principles and methods and expand on advanced techniques in the given area.

- 5570 Level 3 Welding Ag Repair. Repair of ag equipment with welding.
- 5571 Level 3 Welding Ag Fabrication. Creation of new ag equipment with welding.
- 5572 Level 3 Welding General Repair. Repair of non-ag equipment with welding.
- 5573 Level 3 Welding General Fabrication. Creation of non-ag equipment with welding.
- 5574 Level 3 Welding Artistic Fabrication. Creation of artistic or interpretive pieces with welding.
- 5575 Level 3 Brazing Repair.
- 5576 Level 3 Brazing Fabrication.
- 5577 Level 3 Smithing. A design forged with at least three different formed elements (twists, spirals and bulbs for example).

Master – Level 4 (10 or more years' experience)

This level is designed for youth substantial experience in the project area allowing them to master advanced techniques in the given area.

- 5580 Level 4 Welding Ag Repair. Repair of ag equipment with welding.
- 5581 Level 4 Welding Ag Fabrication. Creation of new ag equipment with welding.
- 5582 Level 4 Welding General Repair. Repair of non-ag equipment with welding.
- 5583 Level 4 Welding General Fabrication. Creation of non-ag equipment with welding.
- 5584 Level 4 Welding Artistic Fabrication. Creation of artistic or interpretive pieces with welding.
- 5585 Level 4 Brazing Repair.
- 5586 Level 4 Brazing Fabrication.
- 5587 Level 4 Smithing. A design forged with at least four different elements (twists, spirals and bulbs for example).



STEM ARCHITECTURAL BLOCK CONSTRUCTION

The STEM ABC exhibit area focuses on using architectural blocks ("Legos") to construct dioramas. This project allows youth to explore architectural design in a three dimensional space. The intent for this program is to allow youth to explore the construct and gain knowledge through interaction with a common toy. This division is not intended for youth wishing to exhibit constructed kits. Kits and non-diorama displays should not be displayed in this division.

Rules

1. 4-H members must be currently enrolled in the Kansas 4-H STEM – Architectural Block Construction project to exhibit in this division.
2. Each exhibitor may enter one exhibit. Exhibits must have been constructed during the current 4-H year. The exhibit must have been selected at the county level for entry at the State Fair. Counties or districts should select only top blue or purple ribbon ABC exhibits which meet State Fair guidelines.
3. Counties are limited to FOUR exhibits to the state fair to insure sufficient space for all exhibitors.
4. Total exhibit dimensions may not exceed 2 feet high, by 2 feet wide, by 2 feet deep.
5. The minimum exhibit dimensions must be at least 6 inches wide and deep.
6. All exhibits should be placed in a sturdy see through enclosure with a top, bottom, and 4 sides. A clear tub turned upside down with the exhibit placed on the lid would be an acceptable enclosure. It may be desirable to place a cutting board or other hard surface between the lid and base plate of the exhibit to make it sturdy. This is to keep exhibit components from being "scattered to parts unknown" at the fair. The outer dimensions of the enclosure do not count towards the total exhibit dimensions but should not be excessive.
7. All components used in construction should be dust free, clean, free of chips, scuffs, or cracks
8. Gaps or cracks should not be visible between assembled blocks unless they fit with the story, for example an earthquake
9. The primary building component should be interlocking blocks, commonly referred to by the brand name of Lego*
10. Other components can be integrated into dioramas to illustrate architectural aspects that may be difficult to convey with traditional interlocking blocks, for example marbles for small round objects
11. The use of existing "store bought" sets for major elements of the display is not allowed, use of figurines from sets is allowed as are using individual bricks to create something different than the set it came from. The intent of this is to ensure fairness among exhibitors and encourage maximum creativity instead of just following a set of plans.
- a. COUNTY FAIRS may choose to add classes for kits, but exhibits in those classes are not eligible for the Kansas State Fair.
12. Dioramas should be suitably complex and have multiple elements, for example, a camp site that has a log cabin, a tree fort, and a car.
13. All dioramas should have a story, which is part of the information pack, that describes what is happening in the diorama; this can be as simple (the nursery rhyme "Jack and Jill" for example) or complex as needed to explain to someone looking at the exhibit what is happening.
14. Vehicles that are intended to stay in a single place should be affixed to base plates with sticky tack, hot glue, or other method
15. Mechanical enhancements or motion elements that add motion to the diorama are acceptable and encouraged. For example, marry-go-rounds, doors, elevators, gears, marbles going down a channel, flapping wings, animatronics, etc. If included judges should be able to use them and instructions should be provided for operation either in the story or on a separate page.
16. Artistic designs, for example recreating paintings like the "Mona Lisa" or "Starry Nights" and structures like "David" are not permitted as exhibits and one ribbon placing should be deducted. These exhibits should be displayed in Visual Arts.
17. The exhibitor's name(s) and county or district must be tagged or labeled in a prominent location on the display, additionally the display case should have the exhibitor's information attached to it as well, as the top part of the case may be separated from the display
18. Each exhibit must include an Architectural Block Construction information packet. Entry of just a packet without an accompanying exhibit is not a sufficient exhibit.

19. Each exhibitor is required to complete the "4-H STEM Architectural Block Construction Exhibit Information Form" which is available through your local K-State Research and Extension office or at www.STEM4KS.com. This form must be attached to the outside of a 10" x 13" manila envelope. Do not tie the envelope to the exhibit. All revisions of forms previously released for the STEM division dated prior to current year are void for use and new forms must be obtained and used that are dated by the Kansas State 4-H Office for the current year.

20. Each exhibit information packet should include the following items:

- a. 1 to 5 pages of photos showing work on the exhibit, preferably from a beginning state to final or completed state, these help in determining where a part might go in case something comes loose.
- b. If appropriate operating instructions for mechanical portions of the diorama.

21. Additionally, exhibitors are required to create a video about their project discussing their construction experiences and the architectural elements of the diorama (tell the story of what is happening in their exhibit). This allows judges to get a better understanding of the exhibit and allows youth the opportunity to fully explain their exhibit. The video should be no longer than 30 minutes and should be placed on a USB drive. These videos may also be considered for inclusion in a running video loop in the STEM area at the state fair after review by judges, superintendent(s), and extension staff. Adult guardians must complete the video release included with the exhibit form. If the release is not completed the video will not be included in the video loop on display in the STEM area at the Kansas State Fair.

- a. FOR COUNTY FAIRS with consultation judging, it is recommended that the video elements be waived in favor of talking with the exhibitor.

22. Architectural Block Construction exhibits may be checked out for use in a Kansas State Fair 4-H demonstration or 4-H illustrated talk with prior permission. For permission, check with the superintendent or the information desk in 4-H Centennial Hall. The exhibit must be returned to display immediately after the demonstration/illustrated talk or the exhibit will be disqualified. Exhibitors and/or their designers may not remove exhibits from 4-H Centennial Hall prior to the exhibit release time on Sunday evening without the express consent of the State 4-H Staff, any exhibit removed before release time will be disqualified. Eligibility – Each exhibitor may enter one exhibit.

ABC Classes

Intermediate (ages 9-13)

5710 Interlocking brick diorama built from scratch

Senior (ages 14 and up)

5711 Advanced Interlocking brick diorama built from scratch



Stem Space Tech

Department HH

Astronomy, Robotics, Computers, Rocketry, Unmanned Ariel, Educational Exhibits
STEM ASTRONOMY

The STEM exhibit area is designed to provide youth the opportunity to explore space through telescopes, research, and observation.

Rules

1. The 4-H member must be currently enrolled in the 4-H STEM - Astronomy project to exhibit in this division.
2. Each exhibitor may enter one exhibit per class. Exhibit must have been completed during the current 4-H year and have been selected at the county level for entry at the State Fair level. Counties or districts should select only top blue or purple ribbon Astronomy exhibits which meet State Fair guidelines.
3. Telescopes entered in this division may be built from a kit or by original design. Pre-finished telescopes, which require no construction or painting are not acceptable exhibits.
4. Telescopes are limited to no more than six feet in length. They must be placed on a stationary stand that does not allow the telescope to roll and/or fall over. The stand cannot extend past two feet in length or width.
5. Each State Fair telescope exhibit must include a "4-H Astronomy Exhibit Information Form," which is available through your local K-State Research and Extension office or at www.STEM4KS.com. This form must be attached to the outside of a 10" x 13" manila envelope. Do not tie the envelope to the exhibit. All revisions of forms previously released for the STEM division dated prior to current year are void for use and new forms must be obtained and used that are dated by the Kansas State 4-H Office for the current year. You must also include construction plans (or a photocopy) for the telescope and place it inside the manila envelope. For notebooks, display boards, and posters, no additional exhibit information is required; no manila envelope is needed for these exhibits.
6. See the last section for full details about exhibiting posters, display boards and notebooks.
7. Two photographs showing telescope construction and operation are required. Photographs should be mounted on one side of an 8 1/2" x 11" page. A brief caption should accompany each photograph. Place photos in the 10" x 13" manila envelope.
8. The telescope must be properly assembled and painted with a smooth and uniform finish.
9. Decals, if used, should be attached smooth and tight.
10. Telescopes designed by the exhibitor must be original, not a modification of an existing kit.
11. Exhibitor's name, county or district, age, and year(s) in project must be tagged or labeled in a prominent location on the telescope.
12. If a safety violation is noted by the judges, superintendent, or other staff, the exhibitor's exhibit, at the judges' discretion, will receive a participation ribbon.
13. Additionally, exhibitors may create an optional video (not required) about their project showing its operation and the work they have done. This allows judges to get a better understanding of the exhibit and allows the youth the opportunity to fully demonstrate their exhibit. The video should be no longer than 8 minutes and should be placed on a USB drive. These videos may also be considered for inclusion in a running video loop in the STEM area at the state fair after review by judges, superintendent(s), and extension staff. Adult guardians must complete the video release included with the exhibit form. If the release is not completed the video will not be included in the video loop on display in the STEM area at the Kansas State Fair.
 - a. FOR COUNTY FAIRS with consultation judging, it is recommended that the video elements be waived in favor of talking with the exhibitor
14. Astronomy exhibits may be checked out for use in a Kansas State Fair 4-H demonstration or 4-H illustrated talk with prior permission. For permission, check with the superintendent or the information desk in 4-H Centennial Hall. The exhibit must be returned to display immediately after the demonstration/illustrated talk, or the exhibit will be disqualified. Exhibitors and/or their designers may not remove exhibits from 4-H Centennial Hall prior to the exhibit release time on Sunday evening without the express consent of State 4-H staff, any exhibit removed before release time will be disqualified.

Space Tech Classes

5500 Telescope made from kit.

5501 Telescope made from original design.

STEM COMPUTERS

The Kansas 4-H STEM Computer System portion of the computer project is designed to allow 4-H members to explore how information is moved from one part of the computer to the other; how information is moved between two or more computer systems (networking); how information is stored; or how information is acted on (programming).
Rules

1. Any item which IS NOT a notebook, display board, or poster displayed in this class is considered a "computer system" exhibit and MUST follow the rules set forth below.
2. The 4-H computer project teaches concepts related to computers, hardware knowledge, software programming and applications, Internet safety, the building, maintenance and repair of computers and future career opportunities. Please note that the actual construction of computer hardware (i.e., building a computer, electronic devices with a motherboard-based manipulation) will remain in the Energy Management division.
3. The 4-H members must be currently enrolled in the 4-H STEM – Computers project to exhibit in this division.
4. Each exhibitor may enter one exhibit per class. Exhibits must have been completed during the current 4-H year and have been selected at the county level for entry at the State Fair level. Counties or district should select only top blue or purple ribbon computer exhibits which meet State Fair guidelines.
5. Computer exhibits may be checked out for use in a Kansas State Fair 4-H demonstration or 4-H illustrated talk with prior permission. For permission, check with the superintendent(s). The exhibit must be returned to display immediately after the demonstration/illustrated talk or the exhibit will be disqualified.
6. Exhibitor's name, county or district, 4-H age, and years(s) in project must be tagged or labeled in a prominent location on the exhibit, educational display, notebook, and/or poster.
7. See the last section for full details about exhibiting posters, display boards and notebooks.
8. If a safety violation is noted by the judges, superintendent, or other staff, the exhibitor's exhibit, at the judges' discretion, will receive a participation ribbon.
9. All exhibits must be:
 - a. Self-contained on a USB drive (thumb drive, flash drive, jump drive, or other any other name for a small USB storage device; the rules will use "USB drive"). This means that a judge can plug in the USB drive into a computer and run the exhibit as described below.
 - b. OR System -On-A-Chip (SOC) (such as Raspberry Pi) or a MicroController (such as an Arduino or Ozobot) AND is a compact (less than 8"X 8"X 8") system, which can be programmed AND requires minimal assembly to operate (e.g. connecting power, display, and keyboard/mouse cables). Referred to as a "chip system" through the rest of the rules.
10. Physical computers such as tablets, smart phones, laptops, or personal computers (PCs) will not be accepted as an exhibit.
11. "Chip system" may use/include GPIO bread boards or HATs (Hardware Attached on Top) the size of which is not included in the size of the chip system however the total size of the chip system and GPIO devices may not exceed 24"X24"X24" including any protective enclosures.

12. Any attached GPIO devices are not judged for electrical construction or quality as this division is focused on the operational aspects of the system that have automated articulated structures (arms, wheels, grippers, etc.) which the exhibitor constructed, some of these systems can also be classified as a STEM Robot, and the exhibitor must decide which division to exhibit in as the exhibit may not be entered in both divisions.
13. For chip system, all electric components of the system must be adequately covered or concealed with a protective enclosure. Paper is NOT considered an adequate enclosure or covering for the electrical components.
14. All revisions of all forms previously released for the STEM division either undated or dated prior to current year are void for use and new forms must be obtained and used that are dated by the Kansas State 4-H Office for the current year. Use of old forms should result in the loss of one ribbon placing for exhibits.
15. For all computer system entries, the following items are required as part of an exhibit packet:
- A manila envelope with the Computer Exhibit Form, which is available through your local K-State Research and Extension office or at www.STEM4KS.com. This form must be attached to the outside of a 10" x 13" manila envelope. Do not tie the envelope to the exhibit.
 - A USB drive labeled with the 4-Hers name, county/district, and club; in a way that does not prevent it from being plugged into a computer.
16. If the exhibit is a program, application, app, web site, or requires any coding, the source code must be included on the USB drive. Failure to include a copy of the "source code" may result in up to one ribbon place deduction.
17. Diagrams or decision trees showing the logical flow of the system must be included on the USB drive for all exhibits.
18. Since there is no conference judging at the Kansas State Fair, a set of instructions must be provided to run the computer system /application. These instructions should be printed off and included in the exhibit package and a copy should be included on the USB drive.
- FOR COUNTY FAIRS it is recommended that 4-Hers bring a computer that will run their project to the fair for judging as judges typically do not bring computers with them. Operating instructions are still required.
 - Instructions should be written as though you were helping a less techy person, (like a grandparent) use the USB drive with a computer similar to what is described in rule 9 below. An example of instructions can be found at www.STEM4KS.com.
19. Each exhibit MUST include a video of the youth following their instructions for operation. For presentations, such as PowerPoint, this should include delivering the presentation. This allows judges to get a better understanding of the exhibit and allows the youth the opportunity to fully demonstrate their exhibit. The video should be no longer than 8 minutes and should be placed on the USB drive. These videos may also be considered for inclusion in a running video loop in the STEM area at the state fair after review by judges, superintendent(s), and extension staff. Adult guardians must complete the video release included with the exhibit form. If the release is not completed the video will not be included in the video loop on display in the STEM area at the Kansas State Fair.
- FOR COUNTY FAIRS with consultation judging, it is recommended that the video elements be waived in favor of talking with the exhibitor.
20. Each exhibit must accomplish a specific automated task using a computer, a chip system, URL, or virtual machine (VM).
21. Kansas State Fair Judge(s) in the computer system division will have a physical computer with the following minimum configuration to test exhibits with and view files:
- Microsoft Windows® 10 or Windows® 11
 - Microsoft Office® 365 (Excel, Power Point, & Word)
 - Microsoft Visual Studio®
 - Microsoft Edge Browser®
 - Mozilla Firefox® Browser

- f. Google Chrome® Browser
 - g. Adobe Acrobat Reader®
 - h. Apache OpenOffice®
 - i. VMware Player Windows 64bit
 - j. Scratch Desktop editor (offline version)
22. The STEM judges will have Internet access at the Kansas State Fair. Internet based content may be included in exhibits. Exhibitors should take great care and only go on-line with their guardian's permission. User names and passwords should not be included in exhibits. If they are required to view the content, a temporary user account and password should be created for judging at the Kansas State Fair, once judging is complete the user name and password should be disabled on the account. If a separate user account is not possible, the content should be included as part of the video. **YOU SHOULD NOT SHARE YOUR USER NAME OR PASSWORD WITH OTHERS.**
23. Kansas 4-H STEM has made available Linux Virtual Machines (VMs) that can be downloaded and used to create projects on such as web servers, networking, and many other projects. For more information on how these VMs can be leveraged or to download them visit www.STEM4KS.com. 4-Hers are not required to use the VMs in their projects. They are optional.
24. All licensing should be adhered to for any software used in the exhibit. Failure to do so will result in a reduction of one ribbon placing and may not be considered for best of show.
25. The creation of viruses, malware, malicious applications or code, defamatory language or graphics, bullying, or any material that is "mean," "dangerous," or harmful according to the judge's opinion will result in the exhibit
26. Pictures or still graphics created are not eligible for entry as a project in this division and should be entered in the appropriate photography division.
27. Judging will be based on a score sheet which can be found at www.STEM4KS.com. There are four (4) areas each exhibit will be judged on. They are:
- a. 4-H Engineers Journal (what I learned to make it work), 50% overall score
 - b. Instructions (how I help others make it work), 25% overall score
 - c. Functionality (does it work), 12% overall score
 - d. Diagrams (and code if applicable) (how I think it works), 13% overall score
28. Computer exhibits may be checked out for use in a Kansas State Fair 4-H demonstration or 4-H illustrated talk with prior permission. For permission, check with the superintendent or the information desk in 4-H Centennial Hall. The exhibit must be returned to display immediately after the demonstration/illustrated talk, or the exhibit will be disqualified. Exhibitors and/or their designees may not remove exhibits from 4-H Centennial Hall prior to the exhibit release time on Sunday evening without the express consent of State 4-H staff, any exhibit removed before release time will be disqualified

Computer System Division Classes

- 5590 Computer program, application, app, script, or coded system that is new and unique (not merely a file run in a program, such as a 'word document' or a picture drawn in 'Microsoft Paint').
- 5591 Computer presentation (power point, web page/site, animated graphics such as gifs, etc.)
- 5592 Single computer system (web server, database server, etc.) represented as a virtual machine.
- 5593 Networked system consisting of two or more virtual machines.
- 5594 Chip system - a small (8"X8"X8") programmed physical device that accomplishes a specific task.

STEM ROBOTICS

The Kansas 4-H STEM Robotics program is designed to allow 4-H members to explore robotics through robots of various designs.

Rules

1. 4-H members must be currently enrolled in the Kansas 4-H STEM - Robotics project to exhibit in this division.
2. Each exhibitor may enter one robot per class. Exhibits must have been constructed and/or completed during the current 4-H year. The robot must have been selected at the county level for entry at the State Fair. Counties or districts should select only top blue or purple ribbon robot exhibits which meet State Fair guidelines.
3. Each robot must be free-standing, without the need for additional supports in order to be moved or exhibited. Each exhibit must include a robot, information packets are not a sufficient exhibit.
4. Robots must have automated articulated structures (arms, wheels, grippers, etc.). Game consoles that display on a screen are not considered robots and should either be entered in computer system division or energy management project. Robots requiring no assembly, just programming, such as Ozobots, are considered computer system projects as the skill is focused on the programming not on the construction of the robot.
5. Robot dimensions should not exceed 2 feet high, by 2 feet wide, by 2 feet deep. Weight may not exceed 15 pounds. If displayed in a case (not required or encouraged for the state fair, but strongly encouraged for county fairs) the outside case dimensions may not be more than 26 inches in height, width, or depth.
6. Materials including but not limited to obstacles, spare batteries, and mats for testing the robot may be placed in a separate container, which is not included in the robots' dimensions, that container may not be larger than 576 cubic inches as measured along the outside of the container (Examples: 4" x 4" x 36" or 4" x 8" x 18" or 6" x 6" x 16"). The container, if used, and/or any large objects (such as mats or obstacles) should be labeled with the exhibitor's name(s) and county or district.
7. All electric components of the robot must be adequately covered or concealed with a protective enclosure. Paper is NOT considered an adequate enclosure or covering for electrical components.
8. Robots may be powered by an electrical, battery, water, air, or solar source only. Junk drawer robots may be powered by a non-traditional power source. Robots powered by fossil fuels/flammable liquids will be disqualified. Robots that include weaponry of any kind will be disqualified. Weaponry is defined as any instrument, possession, or creation, physical and/or electrical that is intended to inflict damage and/or harm to individuals, animal life, and/or property.
9. Remote controlled robots are allowed under certain conditions provided that the robot is not drivable. Robotic arms (hydraulic or electric) are allowed. A remote is allowed, provided more than a single action happens when a single button is pressed on the remote, for example "a motor spins for 3 seconds, at which point an actuator is triggered, then the motor spins for 3 more seconds." Remote controlled cars, boats, planes and/or action figures, etc. are not allowed.
10. Each robot must be in working condition. The judges will operate each robot to evaluate its workmanship and its ability to complete its intended task. In the event the robot uses a phone, tablet, or similar device for both programming AND control of the robot a video will be used to evaluate the working condition of the robot.

11. Each exhibitor is required to complete the "4-H STEM Robotics Exhibit Information Form" which is available through your local K-State Research and Extension office or at www.STEM4KS.com. This form must be attached to the outside of a 10" x 13" manila envelope. All revisions of all forms previously released for the STEM division either undated or dated prior to current year are void for use and new forms must be obtained and used that are dated by the State 4-H Office for the current year. Use of old forms should result in the loss of one ribbon placing for exhibits.
12. The exhibit must include written instructions for operation (the instructions should be written as if they were to tell a grandparent or elderly person how to operate the robot), construction plans, and one to three pages of project photographs. In addition, a 5-minute video presentation placed on a CD, DVD, USB drive, or similar removable storage device, if applicable. For robots that can be programmed, robot programming information must be included, this information should be placed inside the 10" x 13" manila envelope mentioned above. Robot programming information can be, but not limited to, source code, block diagrams, screen captures of the coding window, and other images that show the programming logic used. The exhibitor may enter their electronic project listed under the energy management program if the exhibitor so chooses. No exhibitor will be allowed to set up their robot in person.
13. In the event that the robot uses a device like a phone, iPad, or tablet for programming AND operation, DO NOT include the device (phone, tablet, etc.). The device's safety cannot be insured. Instead record a video demonstrating the instructions included for your robot. It should show, setting up the robot, starting the robot, the robot executing its task, and powering off the robot, just like the instructions are written.
14. Each exhibit MUST include a video of the youth following their instructions for operation. This allows judges to get a better understanding of the exhibit and allows the youth the opportunity to fully demonstrate their exhibit. The video should be no longer than 8 minutes and should be placed on the CD, DVD, USB drive, or similar. These videos may also be considered for inclusion in a running video loop in the STEM area at the state fair after review by judges, superintendent(s), and extension staff. Adult guardians must complete the video release included with the exhibit form. If the release is not completed the video will not be included in the video loop on display in the STEM area at the Kansas State Fair.
15. FOR COUNTY FAIRS with consultation judging, it is recommended that the video elements be waived in favor of talking with the exhibitor Creativity, workmanship, and functionality will be strong criteria in judging the "Robot designed by Exhibitor" classes. All robots should have a purpose or intended function, examples include, but are not limited to following a line, sweeping the floor, solving a Rubix Cube, sorting colors, or climbing stairs.
16. Exhibitor's name(s) and county or district must be tagged or labeled on the robot such as on the bottom of the robot, exhibit cards are not an acceptable form of labeling
17. There are no county or district boundaries that must be adhered to in order to form a Kansas 4-H STEM Robotics team. However, as mentioned in #1, each team member must be currently enrolled in the Kansas 4-H STEM project.
18. Robotics exhibits may be checked out for use in a Kansas State Fair 4-H demonstration or 4-H illustrated talk with prior permission. For permission, check with superintendent(s). The exhibit must be returned to display immediately after the demonstration/illustrated talk or the exhibit will be disqualified.
19. See the last section for full details about exhibiting posters, display boards and notebooks.

Parents
Please observe from a distance during 4-H
project judging, allowing youth to be solely
responsible for their exhibit.
THANK YOU!

STEM ROBOTICS CLASSES

Intermediate Division (Ages 9 – 13 years)

- 5509 Robot made from a commercial (purchased) kit (no programming, just assembly).
5510 Robot designed by exhibitor. The robot must not be a mere modification of an existing robot kit or plan.
5511 Programmable robot made from a commercial (purchased) kit.
5546 Robot designed and constructed by exhibitor or from a commercial kit, that is operated by a remote-controlled device.
5544 Junk Drawer Robotics.

Senior Division (Age 14 years and older)

- 5313 Robot made from a commercial (purchased) kit (no programming just assembly).
5514 Robot designed by exhibitor. The robot must not be a mere modification of an existing robot kit or plan.
5515 Programmable robot made from a commercial (purchased) kit.
5547 Robot designed and constructed by exhibitor or from a commercial kit, that is operated by a remote-controlled device.
5545 Junk Drawer Robotics.

Division D – Team Robotics Project

- 5517 Robot designed and constructed by two or more 4-H STEM project members. The robot must not be a mere modification of an existing robot kit or plan. The robot may be a programmable type that is made from a commercial (purchased) kit. This division is designed to encourage teamwork and cooperation among fellow 4-HSTEM members. As with many high-tech projects today, no one person designs and builds a robot alone. It takes the brainstorming, planning, problem solving, and cooperation of an entire team to complete a given robotics



STEM ROCKETRY

This is a reduced set of rules for use at county fairs. The use of these rules is optional and left to the discretion of the county fairs. These are more simplistic rules that cover the most common scenarios that are likely to appear at county fairs.

Youth who are eligible for the Kansas State Fair should read the Kansas State Fair rules for this division as the State Fair rules expect more from youth and set a higher bar as it is a state-wide event exhibiting the best from across the State of Kansas.

1. 4-H members must be currently enrolled in the 4-H Rocketry program to exhibit in this division.

2. All rockets displayed in this division must be constructed during the current 4-H year

3. If a rocket qualified for the Kansas State Fair, exhibitors should read the State Fair rules for the Rocketry division as they may be different from those at the county fair.

4. Each exhibitor may enter up to two rocket exhibits that have been constructed during the current year. If two rockets are entered, one rocket must be a "model rocket kit", the second may be entered into any other applicable class. An exhibitor may not enter two rockets in the same class.

5. 4-Hers are to complete and sign the rocketry information form, available from www.STEM4KS.com or your local extension office and attach it to a 10" x 13" "manila" envelope. The envelope should contain:

- Instructions on how to construct the rocket
- Up to 5 pages of pictures from both construction and launch
- Documentation of any flight damage that occurred
- Any modifications made to the rocket
- An additional page for altitude calculations if the space on the form is not enough.
- Additionally, for original design rockets, also known as "scratch built" rockets:

g. 5 additional pages of photos are allowed

h. Documentation of how the rocket was tested for stability

6. If a safety violation is noted by the judges, superintendent, or other staff, the exhibitor's rocket, at the judges' discretion, will receive a participation ribbon.

7. Rockets are to be displayed upright on a display stand with a sturdy rod that does not extend past the top of the rocket or stand unassisted, unless the rocket is taller than 4 feet in which case no display stand is required and the rocket may be displayed on its side, rockets are not to be displayed on launch pads to save space and prevent someone from being poked in the eye.

8. Rockets ARE NOT to be displayed with used or unused rocket engines either in the rocket or as part of the stand, if rocket engines are included in the exhibit the judge may disqualify the exhibit.

9. Rockets should be flown unless there is an active burn ban in the county or conditions are too dangerous to safely launch the rocket. Just flying the last stage (the part with the nose cone) of a multi-stage rocket is acceptable.

10. Rockets, except those in the JR division, are not to be "beginner kits" or use prefabricated fin assemblies or pre-finished rockets requiring no painting, these are not acceptable outside the JR division, and should be disqualified.

11. Angles of fins must fall within a plus or minus 2-degree variation using an approved fin alignment guide (such as KSSTAC10). An official fin guide is available from www.STEM4KS.com.
12. Fins and body tubes, except those in the introductory division, are to be filled and sealed with sanding sealer and/or primer or other suitable filler to eliminate the appearance of body grooves and wood grain.
13. Fins and launch lugs are to be filleted to reduce drag and properly secure them to the model.
14. Engine mounts are to be securely attached to the body tube.
15. Any seams on plastic parts are to be sanded smooth.
16. The recovery system (typically a parachute or streamer) should be attached according to the instructions
17. The nose cone is to fit snugly but still allow for easy removal.
18. Exhibits must be uniformly painted and smoothly finished or finished as per rocket instructions (for example, no painting required), and decals, if used, are applied smoothly.
19. Models may not be judged based on their paint scheme (colors and placement on the rocket), except for rockets that fit the definition of a 'scale model*' and are entered in the scale model class. All other rockets do not have to follow the suggested paint scheme, allowing the 4-H'er to display maximum creativity in the finishing of their rocket. Under no circumstances is the weight given to the paint scheme to be sufficient enough, by itself, to move the non-scale model from one ribbon placing to another.
20. "Scale models*" entered in the scale model class may be judged based on their paint scheme. The judge may deduct up to one ribbon placing for not following the paint scheme.
21. "Scale Models*" displayed in the scale model class are to be finished and completed with a majority (greater than 70%) of decals. For all other rockets the use of decals is optional.
22. Original design rockets cannot be a modification of a pre-existing kit and must be of original design.
23. Original design rockets must be designed by the exhibitor(s).
24. Exhibitor(s) must be 11 years of age (4-H age) or older to enter an original design rocket.
25. Original design rockets must include detailed instructions, so that someone could construct the original designed rocket just like a kit purchased at a store. Instructions can be as many pages as needed to convey full and complete construction techniques.
26. For a rocket entered in the original design classes, describe in the summary how the rocket was tested for stability prior to flying. Swing testing of the rocket is required. Other tests and calculations are encouraged. Exhibitors must include documentation of the swing test. Failure to swing test a rocket will result in a deduction of TWO ribbon placings.
27. A minimum of one additional page must be added to the rocketry information pack detailing the test(s) performed to insure stability. 4-H'er's are strongly encouraged to provide as much detail as possible. Failure to provide adequate written documentation will result in a disqualification.

28. Rockets that use more than one 'D' engine or equivalent are considered mid or high-power rockets in 4-H.

29. Mid and High-Power exhibitors must be at least 14 years of age by January 1 of the current year.

30. In addition to the information packet completed for all rockets, a high-power information form is to be completed and placed inside of the information packet. This may be downloaded from www.STEM4KS.com

31. Exhibitors in the mid and high-power divisions must hold memberships in either NAR or Tripoli organizations.

32. The NAR High Power Rocket Safety Code applies to the construction and launching of all rockets displayed in this division. As such all mid and high-power rocketry exhibitors must comply with the NAR High Power Rocket Safety Code that is in effect as of October 1st of the current 4-H year.

33. All rockets in the mid and high-power divisions are to be launched under adult supervision by the 4-H member who constructed the rocket.

34. For rockets launched using an engine(s) that have 160.1 ('H' engine or equivalent amount of smaller engines) Newton's-seconds or larger, adult supervision must be provided by an individual having at least a level 1 high power certification. The 4-H member should also hold or be attempting to attain their level 1 high power certification if launching on this large of an engine.

As defined by the National Association of Rocketry (NAR), a scale model is "any model rocket that is a true scale model of an existing or historical guided missile, rocket vehicle, or space vehicle." The intent of scale modeling is, according to the NAR, "to produce an accurate, flying replica of a real rocket vehicle that exhibits maximum craftsmanship in construction, finish, and flight performance." (NAR "Pink Book" 50.1 4-1)

COUNTY ONLY CLASS

Division JR (Ages 7 – 8 years)

- ##20a Rocket made from kit, without pre-assembled fin units. Include plans.
- ##20b Rocket made from "beginners kit." Include plans. Rockets in this class may have pre-assembled fin units. (This class is for first and second year 4-H members to explore the rocketry project).
- ##37a Scale Model Rocket made from kit, include plans.

Division A (Ages 9 – 13 years)

- 5520 Rocket made from kit. Include plans.
- 5537 Scale Model Rocket made from kit. Include plans.

Division B (Ages 11 – 13 years) 9 and 10 year olds may not enter this class.

- 5521 Rocket designed by exhibitor: not merely a modification of an existing kit. Include original plans.
- 5538 Scale Model Rocket designed by exhibitor: not merely a modification of an existing kit. Include original plans and stability testing.

Division C (Ages 14 years and older)

- 5525 Rocket made from kit. Include plans.
5526 Rocket designed by exhibitor: not merely a modification of an existing kit. Include original plans.
5539 Scale Model Rocket made from kit. Include plans.
5540 Scale Model Rocket designed by exhibitor: not merely a modification of an existing kit. Include original plans and stability testing.

Division D (Ages 11 years and older)

This class is designed to encourage teamwork among individuals and clubs to work on a rocket from the initial design to the finished product.

- 5530 Rocket designed by 2 or more exhibitors: not merely a modification of an existing kit. Include original plans.

Division E (Ages 14 years and older)

- 5536 Mid or high-power rocket made from kit or original design.

STEM UNMANNED AERIAL SYSTEM

The 4-H unmanned aerial system or UAS project explores the world from above the trees and discovers new frontiers with UASs. UASs are commonly known as Unmanned Aerial Vehicles (UAVs) or drones. Members explore the uses and applications of unmanned aerial system including how UASs link to other projects such as geology, robotics, electronics, crop science and many more.

Rules

1. The 4-H members must be currently enrolled in the 4-H STEM project to exhibit in this division.
2. Each exhibitor may enter one exhibit per class. Exhibit must have been completed during the current 4-H year and have been selected at the county level for entry at the State Fair level. Counties or district should select only top blue or purple ribbon exhibits which meet State Fair guidelines.
3. The information that accompanies the UAS must be limited to the 4-H STEM Exhibit Information Form which is affixed to a 10" x 13" envelope. This envelope should NOT be attached to the UAS. This may be downloaded from www.STEM4KS.com. Any UAS exhibit not including this completed envelope will receive an automatic participation ribbon. All revisions of forms previously released for the STEM division dated prior to current year are void for use and new forms must be obtained and used that are dated by the Kansas State 4-H Office for the current year.
4. Each exhibit MUST include a video of the youth operating their UAS. This allows judges to get a better understanding of the exhibit and allows the youth the opportunity to fully demonstrate their exhibit. The video should be no longer than 8 minutes and should be placed on the CD, DVD, USB drive, or similar. These videos may also be considered for inclusion in a running video loop in the STEM area at the State Fair after review by judges, chair(s) and extension staff. Adult guardians must complete Video Release included with the exhibit form. If the release is not completed the video will not be included in the video loop on display in the STEM area of the Kansas State Fair.

5. Unmanned aerial system exhibits may be checked out for use in a Kansas State Fair 4-H demonstration or 4-H illustrated talk with prior permission. For permission, check with the superintendent. The exhibit must be returned to display immediately after the demonstration/illustrated talk or the exhibit will be disqualified.

6. Exhibitor's name, county or district, age, and years(s) in project must be tagged or labeled in a prominent location on the exhibit, educational display, notebook, and/or poster.

7. Unmanned Aerial System that include or depict weaponry of any kind will be disqualified.

8. See the last section for full details about exhibiting posters, display boards and notebooks.

9. If modifications are made to the exhibit a page should be attached noting those modifications.

10. If a safety violation is noted by the judges, superintendent, or other staff, the exhibitor's exhibit, at the judges' discretion, will receive a participation ribbon.

Classes

Intermediate Division (Ages 9 – 13 years)

5701 Unmanned Aerial System designed and constructed by exhibitor that is operated by a remote-controlled device. The UAS must not be a mere modification of an existing kit or plan. You may not exhibit a UAS that is purchased off the shelf in this class.

5702 Practical application of an Unmanned Aerial System constructed from a commercial (purchased) kit. This includes the UAS, plus one or more of the following: video, notebook, poster, display board, etc. This class is separate from educational exhibits. A tangible use would be mapping Russian olive trees, eroded soils, and bindweed in fields, etc. There are also many other nonagricultural UAS uses that would be appropriate for this class.

Senior Division (Ages 14 and older)

5706 Unmanned Aerial System designed and constructed by exhibitor that is operated by a remote-controlled device. The UAS must not be a mere modification of an existing kit or plan. You may not exhibit a UAS that is purchased off the shelf in this class.

5707 Practical application of an Unmanned Aerial System constructed from a commercial (purchased) kit. This includes the UAS, plus one or more of the following: video, notebook, poster, display board, etc. This class is separate from educational exhibits. A tangible use would be mapping Russian olive trees, eroded soils, and bindweed in fields, etc. There are also many other nonagricultural UAS uses that would be appropriate for this class.

Parents

Please observe from a distance during 4-H project judging, allowing youth to be solely responsible for their exhibit.

THANK YOU!

STEM EDUCATIONAL EXHIBITS

(Posters, Notebooks, and Display Boards)

To allow 4-Hers to explore STEM outside the bounds of traditional projects for rockets, robotics, astronomy, computers and unmanned aerial system. All posters, notebooks and display boards are listed in this section and have been removed from the individual sections to save space.

Rules

1. The General Exhibit rules for ALL categories apply.
2. Entries must have been selected at the county level for entry at the Kansas State Fair. Counties/Districts should select top blue or purple ribbon Educational Rocketry Exhibits which meet State Fair guidelines.
3. For notebooks, display boards, and posters, no additional exhibit information is required; no manila envelope is needed for these exhibits.
4. Exhibits are to have a clear link to the STEM areas of astronomy, computers, rocketry, robotics, or unmanned aerial systems, educational exhibits outside of these STEM areas should be displayed in the other program areas.
5. Exhibits in posters, notebooks and display boards must contain substantial supporting educational materials.
6. Educational display boards, posters and notebooks should be creative and showcase details about the knowledge learned in the project during the current 4-H year. Value is placed on youth who can demonstrate how their skills have increased while completing the project. Each exhibit will be judged on uniqueness, creativity, neatness, accuracy of material, knowledge gained, and content. An exhibit judging score sheet available at www.STEM4KS.com. For example, a rocket that may have crashed and/or is highly damaged may be made into an educational display or poster that tells a great story with many lessons learned.
7. Follow copyright laws, citing all sources of information in a standard notation sources of information must be cited on the front of your exhibit, including all posters and educational display boards.
8. Educational displays are not to exceed a standard commercial 3' x 4' tri-fold display board. No card table exhibits will be allowed. Care should be taken to use durable materials that will withstand Kansas State Fair conditions.
9. "Construction Kits" that are part of Educational displays must be contained in cases (tackle boxes, sealable containers, etc.) that may not be larger than 1' x 2' x 2" and must have a latch which securely keeps all components contained in the "Construction Kits". Other components are to adhere to appropriate dimensions as stated elsewhere.
10. Educational Project notebooks must be organized in a 3-ring binder.
11. Any three-dimensional poster or display board exhibits may not be thicker than 2 inches.
12. Engines and igniters for rockets ARE NOT permitted with the exhibit and constitute an immediate disqualification. This is for safety reasons and includes both spent and live engines.
13. Exhibitor's name, county or district, age, and year(s) in project must be tagged or labeled in a prominent location on the, notebook, and/or "Construction Kit." For education displays and/or posters the exhibitor's name, county, or district, age, and year(s) in project must be tagged or labeled on the back of the exhibit. Exhibit cards are not sufficient as they may be removed or repositioned for display. Failure to label an exhibit may result in one ribbon placing deduction.
14. Exhibits should possess the following qualities (in no particular order):
 - a. A Central theme
 - b. What you want others to learn
 - c. Be designed and constructed in a manner befitting the exhibit
 - d. Be something you are interested in
 - e. Be related to Astronomy, Computer System, Robotics, Rocketry, or Unmanned Aerial System
 - f. As well as those characteristics described above.
15. If a safety violation is noted by the judges, superintendent, or other staff, the exhibitor's exhibit, at the judge's discretion, will receive a participation ribbon.
16. Posters, Notebooks, and Display Boards may be checked out for use in a Kansas State Fair 4-H demonstration or illustrated talk with prior permission. For permission, check with the superintendent(s). The exhibit must be returned to display immediately after the demonstration/illustrated talk, or the exhibit will be disqualified.

Event Index

Open Class

Arts -	3	Photography	10
Beef -	4	Poultry	11
Crafts-	4	Rabbits	11
Dairy Cattle	6	Sewing & Fancy Work	11
Booths & Banners	6	Sheep	14
Field Crops	7	Swine	14
Flori-culture	7	Fruits & Vegetables	14
Foods	9	Woodworking	15

4-H and FFA Events

A: Visual Arts - 20	T: Fiber Arts - 48
B: Banners - 21	U: Miscellaneous - 49
C: Booths - 21	V: Notebook/Poster - 49
D: Cattle - 22	W: Photography - 50
E: Clothing - 24	X: Poultry - 53
G: Crops - 26	Y: Rabbits - 53
H: Dogs - 27	Z: Goats - 54
I: Energy Management - 28	AA: Sheep - 55
J: Entomology - 30	BB: Swine - 55
L: Foods - 34	CC: Shooting Sports - 56
M: Food Preservation - 27	DD: Wildlife - 57
N: Forestry - 39	EE: Exploring 4-H - 57
O: Geology & Lapidary - 41	FF: Woodworking - 58
Q: Home Environment - 44	GG: Ag Mechanics - 59
R: Horse - 45	HH: Space Tech - 64
S: Horticulture - 46	

Wilson County Fair Board

President - Melissa Shoaf

Vice President - Erin Cobb

Secretary - Kris Marple

Treasurer - Kris Marple

4-H Agent - Cheri Nelsen

Cedar Township - Neil Worrell

Center Township - Rodney Hyler

Chetopa Township - Travis Cobb

Clifton Township - Pete Kuhn

Colfax Township - Dave Marple

Neodesha Township - Stacy Scott

Newark Township - Erin Cobb

Pleasant Valley Township - Val Worrell

Prairie Township - Mike Hughes

Talleyrand Township - Lee Shoaf

Fair Notes:

WILSON COUNTY FAIR 2023

4-H ENTRIES ARE ALL DUE JUNE 30TH

PRE-FAIR EVENTS

Saturday, June 24

8:00 a.m.- 4-H Dog Show, Wilson County Fairgrounds,
Fredonia

Friday, July 21:

8:30 a.m.- 4-H Clothing and Style Revue Judging
7:30 p.m.- Public Style Revue

Saturday, July 22:

8:00 a.m. 4-H Horse Show

Sunday, July 23:

2:00 p.m.- FAIR GROUNDS Clean-up/Set-up

Monday, July 24:

4:00 p.m.- 4-H Foods Judging
5:00p.m. Bake Sale

Wednesday, July 26:

10:00 a.m. - 5:00 p.m. - Set up of 4-H/WEC Booths can
begin
Livestock may begin arriving. Must be in place by the
designated time on Thursday morning.

WILSON COUNTY FAIR 2023

SCHEDULE OF EVENTS

FAIR EVENTS

*Concession will be available at the fairgrounds.
10-1 lunch then snack bar 5-9

FAIR EVENTS

Thursday, July 27:

- Weighing of livestock: Livestock must be in place by the end of the designated time for that species.
- 7:30- 8:30 Swine
- 8:30-9:30 Sheep & Goats
- 9:30 to 10:30 Cattle and Bucket Calves
- 7:30 Donuts and Juice provided by Frontier Farm Credit
- 9 a.m.-5:00 p.m.-Booth Exhibits to be completed by 5:00pm
- 9:00 a.m.-? - 4-H Photography Consultation Judging
- 9:00 a.m. -? 4-H Arts & Crafts Consultation Judging
- 5:30-7:30 p.m.-Check-in of all exhibits except: Open Class Flowers, Open Class Foods, and 4-H Flowers
- 6:30 p.m. Rabbit & Poultry Show
- 7:00 p.m. Barrel Race
- 8:00 p.m.-Fair Glow Run

Friday, July 28:

- Noon.-9 p.m.- Exhibit Building Open Unless Stated Otherwise
- Exhibit Buildings will be closed during judging. Superintendents, helpers and judges should be only persons in exhibit areas during this time. EXCEPTIONS: 8:00 am - 9:30 am in these areas for check in - Open Class Flowers, Open Class Foods, & 4-H Flowers.
- 8:00 - 9:30 a.m.- Check-in: Open Class Flowers, Open Class Foods, 4-H Flowers
- 8:30 a.m.- Judging of all 4-H and Open Class entries except: Open Class Foods, Flowers and 4-H Flowers and Livestock

Friday Cont.

- 10:00 a.m.- Judging of Open Class Foods, Open Class Flowers and 4-H Flowers
- 3:00 p.m.-4-H & Open Class Dairy Cattle, Dairy Goat, Bucket Calf Show
- 5:00 p.m.-Sheep Show followed by Breeding and Market Meat Goat Show
- 7:00 p.m. Alumni Showmanship (or immediately following show)
- 8:00 p.m. PRCA Rodeo

Saturday, July 29:

- 8:00 a.m.- Judging of Swine
- 9:00 a.m.- 2:00 p.m.- Skillathon will be set up for anyone to participate
- 1:00 p.m.- Ice Cream Sandwiches- Sponsored by Wilson County Medical Center
- 1:30 Critter Parade and Dog Agility
- 3:00 pm Farm Bureau Pedal Pull contest
- 6:00 p.m.- Beef Show
- 4-H Pot Luck Dinner following Beef Show
- 8:00 p.m. Karaoke & Lip Sync
- 8:00 p.m. PRCA Rodeo

Sunday, July 30:

- 8:00 a.m. Round Robin Showmanship
- 10:00 a.m.- Church Service
- 10:30 a.m. Booths disassembled
- 11:00 a.m.- Release of 4-H and Open Class Exhibits except Sale Exhibits
- 1:30 p.m.- Clean-up Buildings
- 5:00 p.m. - Trophies presented at the Fredonia Livestock Auction
- 6:00 p.m.- 4-H/FFA Livestock Sale

Saturday, August 19

- 7:00 p.m Demolition Derby