


Home Learning Product Catalog



Integrated Programs for Literacy Success



AT LAST!

A Home Learning Program for Literacy That Truly Delivers

CR Success Home Learning

- Motivates students to read and write! Captivating books and multisensory phonic activities accompany instruction at all levels.
- Engages the students' interest from the first day of instruction with captivating materials and readers.
- Teaches the phonics regularities without flashcards and rote drill. Instead, students discover patterns and apply them to real reading and writing.
- Has six different levels, depending on students' abilities
- Develops a strong continuum of skills.
- Is fun, fast-paced, and flexible. Home Learning providers have a variety of options to choose, thus creating the best instruction for their learners.

CRSL is proud to announce that it has been approved as a Supplemental and Intervention Program by the Colorado Department of Education in the areas of word study, phonics, and fluency.

CR Success Learning, LLC

3447 S. Birch St.
Denver, CO 80222
1-844-277-8223

Cheryl Rose Campbell
cheryl@crsuccesslearning.com

Table of Contents

CR Success Home Learning Introduction	3
Choosing the Correct Option for Home Learning	4
Home Learning Programs and Materials	
Kindergarten Level	5
Level 1	10
Level 2	15
Levels 3, 4, 5	20
Purchase Policies	23
Product Index	24



Home Learning Programs

The CR Success Home Learning Programs provide systematic and sequential instruction in literacy. There are 6 levels which can correspond to grades K-5, but the levels are not necessarily meant to be grade levels. Each level gradually increases in difficulty.

CRSL offers several options for home learning, which allows the parent or tutor to have choices, both in terms goals for the student, cost, and time devoted to instruction. Use the guide on page 4 to choose the correct program for you student. If you would like a free consultation on how to select materials, please email cheryl@crsuccesslearning.com to arrange a time for this consultation.



Note that CRSL has designed its programs to complete the Systematic Phonics with Decodable Readers at the end of Level 2. Successful achievement of Levels K, 1, 2 ensure that the student understands the phonetic code, six syllable types, basic morphology, syllabication, and word families. The student can recognize a large number of high-frequency irregular words and is able to read connected text at a Lexile Level of 680L. The student is able to move to Levels 3, 4, and 5, which concentrate on Word Study, using the Wordsmith Program.

- **Word Study Program:** This program teaches level-appropriate spelling patterns, spelling conventions, and high-frequency irregular words. A teacher's guide assists the parent or tutor in providing specific instruction as well as an answer key.
- **Handwriting Program:** The CRSL Program explicitly teaches manuscript printing and aligns this handwriting to the spelling patterns that are taught at each level.
- **Systematic Phonics and Connected Text:** The phonics program teaches each level's phonetic concepts and connects these concepts to phonological processing. Additional high-frequency words are taught. These skills are immediately applied to reading decodable texts. Both the phonics and the text instruction have manuals to guide the lessons. (Note: At Level K, the connected text occurs during the comprehensive literacy program.)
- The **Comprehensive Literacy Program** incorporates the words study, handwriting, systematic phonics, and decodable text.

Choosing the Correct Option for Home Learning

- Select the correct level of instruction
- Select the goal for your student
- Consider the time for instruction

If my student is at this level →	Level K	Level 1	Level 2	Level 3	Level 4	Level 5
and the goal for my student is to provide a ↓						
Word Study Program for spelling concepts and conventions that aligns with a strong phonics program (15-20 minutes per day)	✓ see page 5	✓ see page 10	✓ see page 15	✓ see page 20	✓ see page 21	✓ see page 22
Handwriting Program that is connected to a reading program (10-15 minutes per day)		✓ see page 11	✓ see page 16			
Systematic Phonics With Connected Text in order to develop phonemic awareness, vocabulary, reading comprehension, and reading fluency (45-60 minutes per day)	Phonics ✓ see page 6	✓	✓			
	Text ✓ see page 7	see page 12	see page 17			
Comprehensive Literacy Program that incorporates all of the above (word study, handwriting, systematic phonics, and decodable text into a complete literacy program) (75-90 minutes per day)	✓ see page 8	✓ see page 13	✓ see page 18			


If you would like a free consultation on how to select materials, please email cheryl@crsuccesslearning.com to arrange a time for this consultation.

Level K Word Study with Handwriting

In Kindergarten, the Word Study instruction is integrated with the handwriting instruction. Students learn letter-sound correspondences for consonants, short vowels, and consonant digraphs. They also learn how to print the letters. They apply these skills to spelling VC and CVC words, using the P.A.W.S. Spelling Method. Students also study words with irregular spellings and higher-level phonetic patterns.

The manual is user-friendly, with scripts for the busy parent, tutor, or teacher. The fun, action-packed activities that follow a predictable routine. The multisensory, approach engages the student and makes learning memorable.

Benchmark assessments are included.



Letter t
Tall bat down, then lift, run across.
Tall bat down, lift, run across.
Tall bat down, then lift, run across.
To make the letter for /t/.

CR Success Home Run Handwriting – Kindergarten Level Page 22

Lesson Plan: Letter t

Student Workbook pages 22, 23

Warm-ups 3 minutes
Choose one or two of these activities: Cross Crawl Marching, Clapping Games, Windshield Wipers, Scissors, Backward Circles, Shoulder Squeeze, Chair Pushups

Starting Lineup 1 minute
Materials Student Workbooks

Distribute Books
Ask children to turn to pages 22, 23.

Sound Review
Have students point to the letter and name it. Then have students point to the sound picture and say the sound.

Coaching 3 minutes
Materials Print letter on board.

Demonstration
Trace the letter 3 times as you sing the chant to the tune of Here We Go "Round the Mulberry Bush."
*Tall bat down, then lift, run across.
Tall bat down, lift, run across.
Tall bat down, then lift, run across.
To make the letter for /t/.*
Then, lead the students in air writing the letter while singing the third and fourth lines of the chant.

The Game 7 minutes
Materials Student workbooks, teacher board

Hand Exercise
Choose one or two of the following: Pinchers, Finger Pushups, Finger Push-offs, Pencil Gymnastics, Sign the ABCs

Handwriting Rap
Repeat rap with students. Watch to see that students are sitting correctly, placing the paper at the correct angle, and holding the pencil correctly.

Book Practice
Look at letter /t/. We will do the first row together. Put your pencil tip on the starting dot. Let's say the chant together. Remember, we think about the sound of the letter, not its name. As children print the letter, repeat the third and fourth line of the chant.
After students have practiced with you, have them complete both pages. Rove the classroom, observing student's work.

Post-Game Activity 2 minutes

Self Evaluation
Say: Look at your letter. Circle the MVL: the most valuable letter that has the right start, sits on home base and is the right size.

Page 44 Kindergarten CR Success Home Run Handwriting

Level K Word Study with Handwriting Program

Goal: To provide a word study and handwriting program that emphasizes printing manuscript letters while associating the sounds of consonants and short vowels

Time: Student - 15-20 minutes per day
Preparation - 20 minutes per week

Materials included:

- Home Run Handwriting Level K Teacher's Guide (88 pages)
- Home Run Handwriting Level K Student Workbook (108 pages)

HL-KH
\$89

Level K Systematic Phonemic Awareness and Phonics

Sound Play



Sound Play is a sequential, systematic curriculum that teaches the essential skills of phonemic awareness (identifying, segmenting, blending, and manipulating phonemes). It also presents a memorable way to introduce the sound-symbol correspondence for the basic code (consonants sounds and short vowel sounds), using gestures, visuals, and motor memory. The step-by-step manual explicitly guides the parent, tutor, or teacher. Progress monitoring assessments and final assessments are provided.

Four sets of full color cards are included to provide visual support for the games and activities.



Module One
Lesson 7

Where's Paws?
Beginning Sounds (clipped)

Materials

- Photo Cards 17-23
- Paws Picture

Warm Up Play Echo Game. "I will say a sound and you will echo it: /b/, /k/, /d/, /g/, /j/, /p/."

Prepare Use magnets to post three Photo Cards on the board. Name each card. Then, ask students to close their eyes. Hide the picture of Paws under one of the photo cards.

I Do "Open your eyes. Paws is hiding under of our photos. I will tell you a clue to help you find Paws. The clue is the beginning sound of the animal. The sound is / / . Now I will name each picture and listen to the beginning sound." Emphasize the beginning sound of each animal's name. "Where is Paws? He must be under ___."

We Do Replace one of the pictures, rearrange the order, and repeat the activity. Encourage each student to turn to a partner and whisper the name of the animal. Then ask the group to chorally name the animal.

Teacher Tip Remember to show the letter on the back of the Photo Card.





Take Note!

Make note of students that have difficulty with the lesson.

Almost There! Needs a little more practice.

Extra Support Needed – Refer to page 40.

©2020 CR Success Learning, LLC 27



Sound Play Program

Goal: To teach the essential skills of phonemic awareness and to teach sound-symbol correspondences for short vowels and consonants

Time: Student: 15-20 minutes per day
Preparation: 20 minutes per week

Sound Play Kit (packaged in 3-ring binder)


- Manual Instruction and Black Line Masters (192 pages)
- 1 Paws Card
- 36 Word Cards
- 26 Sound Picture Cards
- 5 Vowel Cards
- 43 Photo Cards

SPKT
\$229



Level K Decodable Readers and Word Study

The CRSL Readers for kindergarten (*Small Steps Series*) develop the young readers ability to read VC and CVC words, along with high-frequency irregular words, in connected text. The digital Teacher's Guide provides guidance in vocabulary, comprehension, and writing, while reinforcing phonics and phonemic awareness. Lessons for the Magnetic Folder are included.




"Liz," said Dad.
"This is your red pen.
This is your red hand.
Did you tell us a fib?"

14



Liz can not look at Mom.
Liz can not look at Dad.
"I did it," she said.
"Jim did not make the dots."

15



Level K Decodable Readers and Word Study Program

Goal: To apply phonemic awareness and phonetic skills to building chains on words and reading connected text

Time: Student - 30 minutes per day
Preparation - 20 minutes per week

Materials included:

- PAWS Magnetic Folder and Letterset
- Small Steps Book Set (10 titles)
- Digital Teacher's Guide and Worksheets





HL-KDR \$119

Level K Comprehensive Literacy Program

This program provides a complete literacy program for the kindergarten-level student.

A digital guide integrates the components of Sound Play, Word Study/Handwriting, Magnetic Folder Lessons, and Small Steps Readers. Please see descriptions of each program on the preceding pages.



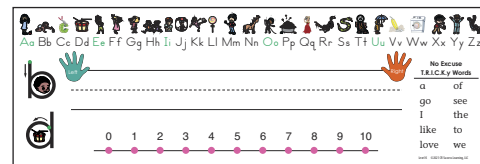
Level K Comprehensive Literacy Program

Goal: To integrate word study, phonemic awareness, phonetic skills, and reading/writing skills

Time: Student - 60 minutes per day
Preparation - 60 minutes per week

Materials included:


- Home Run Handwriting Level K Teacher's Guide (88 pages)
- Home Run Handwriting Level K Student Workbook (108 pages)
- PAWS Magnetic Folder and Letterset
- Level K Desk Plate
- Small Steps Book Set (10 titles)
- Sound Play Kit (packaged in 3-ring binder)
- Digital Teacher's Guide



HL-KCLP \$439
(10% discount)


Home Learning Level K Materials ala carte

Any of the materials may be ordered separately. Please be aware that you will need the teacher's guide to effectively use the Home Run Handwriting workbook.



- Home Run Handwriting Level K Teacher's Guide (88 pages)

HTM-K \$79



- Small Steps Book Set (10 titles)

RE-1 \$58




- Home Run Handwriting Level K Student Workbook (108 pages)

HWK-KHL \$16




- Teacher's Guide for Small Steps (digital download)

TGD-1 \$35



- PAWS Magnetic Folder and Letterset

FLS-1 \$37



- Level K Home Learning Digital Guide


HLDG-K \$75



Sound Play Kit
(packaged in 3-ring binder)

- Manual and Black Line Masters (192 pages)
- 1 Paws Card
- 5 Vowel Cards
- 26 Sound Picture Cards
- 43 Photo Cards
- 36 Word Cards

SPKT \$229



- Alphabet Wall Cards (26 letters and 5 consonant teams, 8.5 x 11)

FS-AWC \$35

Level 1 Word Study

The **Wordsmith Level 1** program is aligned to the reading program. It develops phonemic awareness, spelling concepts, and writing skills in a highly engaging and interactive manner.



Lesson 4 Overview and Preparation

Wordsmith Words with Consonant Teams (sh, wh)

WORD LIST

rush

wish

fish

cash

shop

ship

shut

when

whiz

whip

CHALLENGE WORDS

whiff

friendship

shipwreck

vessel

Highlights of Common Core Standards

RF.1.2.D Segment spoken single-syllable words into their complete sequence of individual sounds.

L.1.2.D Use conventional spelling for words with common spelling patterns.
(Closed Syllables with an emphasis on consonant digraphs, sh, wh).

Background Knowledge

Students will learn that the sound of /sh/ is spelled *sh* and the sound of /wh/ is spelled *wh*. Our Concept Story is: *Two consonants team together to spell one brand new sound.* Teach the gestures for each consonant team:

/sh/	quiet team	hold finger to lips
/wh/	birthday team	pretend to blow out a candle (index finger)

Differentiation

Circle the Challenge Words on the Family Newsletter for those students who consistently score 100% on the final assessment. Students who score 60% or less may be given half of the list.

Material Preparation – one copy for each student

Monday: Family Newsletter (*BL Master 4-1a*) and Word Cards (*BL Master 4-2*)

Tuesday: Class Book (*BL Master 4-3*)

Wednesday: Quick Check (*BL Master 4-4*)

Friday: Weekly Assessment (*BL Master 4-5*)

42 TEACHER'S GUIDE FOR LEVEL 1

The manual is user-friendly, with scripts for the busy teacher, tutor, or parent. It includes guidelines for differentiating instruction for students who are advanced and also for students who require extra or different instruction.

There are assessments to monitor progress and beginning/end-of-year assessments to measure yearly progress.

4

Wordsmith Words with Consonant Teams (sh, wh)

rush

wish

fish

cash

shop

ship

shut

when

whiz

whip



1. I have the (cot / cash) to **shop**.
2. I (wash / wish) I had a **fish**.
3. He is a (whiz / whip) at math.
4. (Will / When) do you have to **rush**?
5. Mom can (win / whip) the milk.
6. I am on the (shop / ship).
7. (Shut / Hut) the lid on the box.

COVERS

Two consonants team together to spell one brand new sound.

CR Success Wordsmith – Level 1 Lesson 4 – Explore It

The uniquely designed student workbook engages the student with multisensory, inquiry-based activities. There are thirty weekly units; each unit focuses on a specific phonetic concept and present ten words plus one irregular word. All units include five lessons that help the student explore the concept, use phonological skills, develop writing/grammar skills, and apply the concept to new words that have the same pattern.



Level 1 Word Study Program

Goal: To provide a word study program that emphasizes Level 1 spelling patterns and spelling conventions

Time: Student - 15-20 minutes per day
Preparation - 20 minutes per week

Materials included:

- Wordsmith Level 1 Teacher's Guide (206 pages) and digital worksheets
- Wordsmith Level 1 Student Workbook (146 pages)

HL-1W \$119

Level 1 Home Run Handwriting









Home Run Handwriting Level 1 is a highly effective handwriting program that is correlated to and reinforces the Level 1 Word Study Program. The student receives systematic instruction in accurate manuscript letter formation, while applying phonetic concepts to spell words.

The manual teaches the lessons in an easy-to-follow routine, with a clear script for the teacher, parent, or tutor.

The unique design of the student workbook was developed by an Occupational Therapist. Starting dots, shaded lines, a clear font, and letter outlines promote accurate practice.

CR Success Home Run Handwriting – Level 1

WEEK 2:	WEDNESDAY				
Lesson Plan:	Letters i and n				
Student Workbook page 21					
Warm-ups	3 minutes	Choose one or two of these activities: Cross Crawl Marching, Clapping Games, Windshield Wipers, Backward Circles, Shoulder Squeeze, Chair Pushups			
Starting lineup	2 minutes				
Vocabulary Review	Short bat down, lift up, dot, bunt	Say: We will practice four letters today. All are short bat strokes. Remember, a short bat stroke starts in the middle and goes straight down. Let's draw 3 short bat strokes in the air. (Students air write the strokes three times each.)			
Coaching	2 minutes				
Materials	Teacher - overhead or SMART Board				
	Say: Watch me demonstrate. I will show you the <i>ii</i> . I will say a chant as I trace the letter.				
	Short bat goes down, then lift up and dot, To make the letter for <i>ii</i> .				
	Say: Watch me demonstrate. I will show you the <i>nn</i> . I will say the chant.				
	Short bat goes down, and then you can bunt, To make the letter for <i>nn</i> .				
Book Practice	7 minutes				
Materials	Student workbooks, teacher - overhead or SMART Board				
Distribute Books	Students will turn to page 21.				
Handwriting Rap	Repeat rap with students. Watch to see that students are sitting correctly, placing the paper at the correct angle, and holding the pencil correctly.				
Book Practice	Say: Look at the letter <i>ii</i> . We will do one together. Put your pencil tip on the starting dot, go down to home base line, lift up and dot.				
	Now look at the letter <i>nn</i> . We will do one together. Put your pencil tip on the starting dot, go down to home base line, curve up to the line drive line, and bunt.				
	After students have practiced each letter with you, have them complete the row of letters. Rove the classroom, observing students' work				
Self Evaluation	Say: Look at your two letters. Let's score with the Four S's. Do they start on the line drive line? Does the letter <i>ii</i> have a dot above the bat? Does the letter <i>nn</i> have a bunt? Circle your MVL: your most valuable letter				
Lesson continued →					
CR Success Home Run Handwriting		Level 1		Page 47	
Photocopying is prohibited.					

Level 1 Home Run Handwriting



Goal: To teach manuscript handwriting while reinforcing spelling patterns

Time: Student - 10-15 minutes per day
Preparation - none

Materials included:

- Home Run Handwriting Level 1 Teacher's Guide (96 pages)
- Home Run Handwriting Level 1 Student Workbook (102 pages)

HL-1H \$93



Level 1 Systematic Phonics and Connected Text

Streamlined Level 1 promotes advanced phonemic awareness while developing phonetic concepts for consonants, consonant blends and digraphs, short and long vowel sounds, common vowel teams, inflectional suffixes, and high-frequency prefixes. High-frequency irregular words, vocabulary, and spelling conventions are also taught.



TUESDAY		UNIT 5
Morning Message		
Read Tricky Words	Words: <i>other, could, both, night</i> Mystery Word: Find the word that fits in each sentence. Jim and Liz will have fun. Jim will get in one van and I will get in the _____ van. I _____ go if I had the time. I do not see the sun at _____.	
Folder Lesson		
Purpose	Print the words <i>ship, when</i> on the board. This week we will learn about consonant teams. This will help us read and spell words like <i>ship, when</i> .	1
Phonemic Awareness	Pinch out the sounds in the words <i>shop, shut, fish</i> .	
Sounds	Look, Touch, Say Sounds: I will say a sound. You will point to all the ways to spell the sounds: /a/, /o/, /i/, /e/, /u/, /z/, /j/, /p/, /l/, /k/.	2
	Read Sounds: Put your hands in your lap and your eyes on my board. When I point to a tile, tell me its sound or sounds: a, e, i, o, u, n, p, y, s, l, m.	
New Concept	Fold out this week's script. Teach Steps 1-4.	3
Review Sounds	Look, Touch, Say Sounds: /sh/, /wh/	4
	Read Sounds: <i>wh, sh</i>	
Syllables	Spell Syllables: Pinch out the sounds in <i>ip</i> . Pull down the tiles to spell <i>ip</i> . Now lets go from <i>ip</i> to <i>ep, ish, zesh, zish, zash, push, shup, shep</i> .	5
	Read Syllables: Put your hands in your lap and your eyes on the board. First, read the syllable in your head. When I give you the signal, we will read together. Read these syllables: <i>shop, sham, shim, when, whom, whesh, whop, zep, zesh</i> .	6
Words	Use P.A.W.S. to help you spell: 1. shop 2. ship 3. when 4. shut Our sentence is: When can I shop? As you speak the sentence, draw a line (on the board) for each word.	7
Closure	Today we learned about consonant teams /sh/ and /wh/. Two consonants (hold up c-shape on both hands) team together (bring c-shapes together and raise up as one circle) to make one new sound. See our success! We can read and spell words with consonant teams. We can read this sentence: <i>I wish I could shop</i> . (Print this sentence on the board.)	8

The user-friendly manual has a systematic sequence of explicit lessons, divided into units. Each unit also has digital files for assessments and for extra learning activities.

The companion book, *The CR Success Concept Book*, includes a visual poster, a clear story, a song or chant, word examples, and often a gesture to teach each concept. This book is also used in the Level 2 program.

Concept 2 Consonant Teams

Consonant Teams

Two consonants will team together to spell one brand new sound:
sh, wh, th, ch, qu, ng.

Teach the Story

A team works together. Sometimes two consonants will team together to spell one new sound. We have /sh/ the quiet team (finger to lip) and /wh/ the birthday team (hold out index finger and blow).

sh **wh**

We have /th/ the rude team (make thumbs-grab) and /ch/ the Karate chop (pinch top of nose).

ch **th**

We have /qu/ the quiet team (make eye wavy) and /ng/ the king team (pinch top of nose).

qu **ng**

Gesture

Two consonants (hold up C shape on both hands) team together (bring C-shapes together and raise up as one circle) to make ONE BRAND NEW SOUND.

Sound Changes

Spell /sh/ /wh/ /ch/ /th/ /qu/ /ng/

Read **sh** **wh** **ch** **th** **qu** **ng**

Examples

sh chop, fish	ch chin, chop
wh when, whip	qu quit, quiz
	ng song, lung

Magnetic Folder

sh **th** **ch** **wh** **qu** **ng**

Song

Two Letters on One Tile (Turn of Alphabet)

Two letters on one tile, together have one sound. (repeat)

I like /sh/ /sh/ the quiet team.
And /wh/ /wh/ the birthday team.
/sh/ /sh/ /sh/ quiet team.
/wh/ /wh/ /wh/ birthday team.
/sh/ sh-sh-sh.

V2 Like /th/ /th/ the rude team.
And /ch/ /ch/ Karate team.

V3 Like /qu/ /qu/ the queen team.
And /ng/ /ng/ the king team.

i The Consonant Team th has two sounds; voiced, as in that and unvoiced, as in think.

In Level 2, we learn that there are three consonant sounds with a **Best** and **Rest** Spelling:

/r/ **Best** is the Best, **Rest** is the Rest.
/v/ **Best** is the Best, **Rest** is the Rest.
/z/ **Best** is the Best, **Rest** is the Rest.

In Level 3, we learn that **ch** has three sounds: /ch/ (Anglo-Saxon), /ch/ (French), /k/ (Greek).

The decodable book series, *Tales of Friends*, is used in connection with the phonics lessons. The accompanying guide supplies lessons in vocabulary building, fluency, and writing.

Level 1 Systematic Phonics and Connected Text

Goal: To teach systematic, explicit phonics and word study of the English Language, while developing phonemic awareness and reading fluency

Time: Student - 45-60 minutes per day
Preparation - 20 minutes per week

Materials included:

- Streamlined Level 1 Manual and USB with digital worksheets
- CR Success Concept Book (104 pages)
- Foundational Magnetic Folder and Letterset
- Tales of Friends Book Set (16 titles)
- Teacher's Guide for Tales of Friends (CD or digital download upon request)

HL-1R \$425
(15% discount)

Level 1 Comprehensive Literacy Program

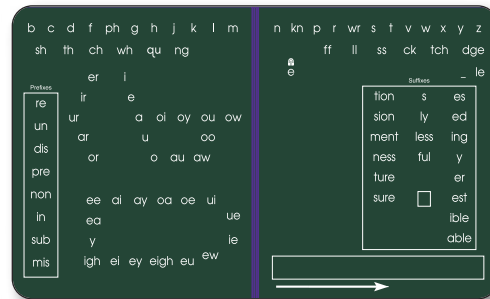


This program provides a complete literacy program for the Level 1 student by integrating the components of *Streamlined Level 1/CR Success Concept Book*, *Wordsmith Level 1*, *Home Run Handwriting Level 1*, and *Tales of Friends Readers*. Please see the descriptions of each of these programs on the preceding pages.

Goal: To teach a complete literacy program for reading, spelling, handwriting, writing


Time: Student - 75-90 minutes per day
Preparation - 40 minutes per week

Materials included:

- Streamlined Level 1 Manual and USB with digital worksheets
- CR Success Concept Book (104 pages)
- Foundation Magnetic Folder and Letter Set
- Wordsmith Level 1 Teacher’s Guide (206 pages) and digital worksheets
- Wordsmith Level 1 Student Workbook (146 pages)
- Home Run Handwriting Teacher’s Guide (96 pages)
- Home Run Handwriting Student Workbook (102 pages)
- Level 1 Desk Plate
- Tales of Friends Book Set (16 titles)
- Teacher’s Guide for Tales of Friends (CD or digital download upon request)




HL-1CLP \$559
(20% discount)




Home Learning Level 1 Materials ala carte


Any of the materials may be ordered separately. Please be aware that you will need the teacher's guide to effectively use the workbooks (Wordsmith or Home Run Handwriting). Also, workbooks may be ordered separately or in groups of five at a reduced per piece cost.




- Streamlined Level 1 Manual and USB with digital worksheets
STM-1 \$179




- CR Success Concept Book (104 pages)
CB-1 \$169




- Foundation Magnetic Folder and Letterset
FLS-2 \$49




- Wordsmith Level 1 Teacher's Guide (206 pages)
WM-1 \$99



- Wordsmith Level 1 Student Workbook (146 pages)
Single **WWK-1HL \$16**
Pkg. of 5 **WWK-1 \$55**




- Home Run Handwriting Teacher's Guide (96 pages)
HTM-1 \$79




- Home Run Handwriting Student Workbook (102 pages)
Single **HWK-1HL \$16**
Pkg. of 5 **HWK-1 \$49**



- Tales of Friends Book Set (16 titles)
RE-4 \$78



- Teacher's Guide for Tales of Friends (CD or digital download upon request)
TGCD-4 \$35



- Alphabet Wall Cards (31 letters and 5 consonant teams, 8.5 x 11)
FS-AWC \$35

Level 2 Word Study

The *Wordsmith Level 2* program is aligned to the reading program. It develops advanced phonemic proficiency, spelling concepts, and writing skills in a highly engaging and interactive manner. Students learn to spell by concept, to read phrases and sort words, to use analogies, complete stories, and construct sentences.



Write a Paragraph
Use the clues below to write a Wordsmith word. A clue in brackets [] means you choose any word that fits. Now write the answers in the story.

1. a month _____	5. [name of a dog] _____
2. to stop for a little bit (add -ed) _____	6. uncooked _____
3. past tense of see _____	7. mistake _____
4. animal foot _____	8. to bring about (add -ed) _____

A Dog and a Grill



In _____₁, my dad likes to grill meat outside. One day, he _____₂ for a second to run inside. When he came back, he _____₃ our dog's _____₄ prints by the grill. _____₅ had jumped up and grabbed the _____₆ meat. Dad felt this was his _____₇ since he had left the grill lid open. I'm glad _____₅ did not burn his paws! This event _____₈ a change in dinner plans. We had pizza and _____₅ had steak.

CR Success Wordsmith – Level 2 Lesson 20 – Write It 104
Photocopying is prohibited.

The manual is user-friendly, with scripts for the busy teacher, tutor, or parent. It includes guidelines for differentiating instruction for students who are advanced and also for students who require extra or different instruction.

There are assessments to monitor progress and beginning/end-of-year assessments to measure yearly progress.

The uniquely designed student workbook engages the student with multisensory, inquiry-based activities. There are thirty weekly units; each unit focuses on a specific phonetic concept and present ten words plus one irregular word. All units include five lessons that help the student explore the concept, use phonological skills, develop writing/grammar skills, and apply the concept to new words that have the same pattern.



Level 2 Word Study Program

Goal: To provide a word study program that emphasizes Level 2 spelling patterns and spelling conventions

Time: Student - 15-20 minutes per day
Preparation - 20 minutes per week

Materials included:

- Wordsmith Level 2 Teacher's Guide (206 pages) and digital worksheets (CD in manual or download upon request)
- Wordsmith Level 2 Student Workbook (154 pages)

HL-2W
\$119

Home Run Handwriting

Level 2 Home Run Handwriting

Home Run Handwriting Level 2 is a highly effective handwriting program that is correlated to and reinforces the Level 2 Word Study Program. The primary goal of *Home Run Handwriting Level 2* is to promote fluency and automaticity in manuscript printing, while accurately forming letters.

The manual teaches the lessons in an easy-to-follow routine, with a clear script for the teacher, parent, or tutor.

The unique design of the student workbook was developed by an Occupational Therapist. Starting dots, shaded lines, a clear font, and letter outlines promote accurate practice.

<p>Fluency Practice: Trace the sentence. It has many Drop Bat and Foul Ball letters. When your teacher tells you to start, print the sentence as many times as you can in one minute.</p> <p>The fresh pizza is zesty.</p> <p>_____</p> <p>_____</p> <p>_____</p> <p>_____</p>	18 WEDNESDAY
<p>Interesting Idioms: Trace the sentence.</p> <p>The runners are in top form.</p> <p>_____</p> <p>_____</p> <p>_____</p> <p>_____</p>	18 THURSDAY

CR Success Home Run Handwriting – Level 2 Page 62

Handwriting Lesson 18		Student Workbook Pages 61-63
Daily Starting Lineup	<p>Warm-ups: 4 minutes</p> <p>Large Motor Activities: Choose one or two of the following - Cross Crawl Marching, Clapping Games, Windshield Wipers, Backward Circles, Shoulder Squeeze, Chair Pushups</p> <p>Fine Motor Activities: Choose one or two of the following - Pinchers, Finger Pushups, Finger Push-offs, Pencil Gymnastics, Sign the ABCs</p> <p>Handwriting Rap (page 7 student workbook): Repeat rap with students. Watch to see that students are sitting correctly, placing the paper at the correct angle, and holding the pencil correctly.</p>	
Monday Batter's Box	<p>Letter Practice: 6 minutes</p> <p>Students practice sets of letters with similar strokes. Discuss how the letters are similar. Then model how to form the letters, and how to trace and copy the words. Remind students to say the sound of the letter as you write it and read the word when you are finished.</p> <p>Drop Bat and Foul Ball letters:</p> <p style="text-align: center;">j p f s jury fires person</p>	
Tuesday First Base	<p>Look-alike Letters: 6 minutes</p> <p>Students practice sets of letters which look alike to develop visual discrimination. Model how to form the letters, trace and copy the words.</p> <p style="text-align: center;">s z z est</p>	
Wednesday Second Base	<p>Fluency Practice: 6 minutes</p> <p>Materials: Stop Watch</p> <p>Model tracing the sentence. Time students for one minute as they print the sentence as many times as they can. After you say STOP, ask students to count how many letters they wrote. Letters must pass the Four 5's to count. Graph the results on pages 101 – 102 of the students' workbook.</p> <p style="text-align: center;">The fresh pizza is zesty.</p>	
Page 78		Level 2 CR Success Home Run Handwriting

Level 2 Home Run Handwriting Program



Goal: To teach manuscript handwriting while reinforcing spelling patterns

Time: Student - 10-15 minutes per day
Preparation - none

Materials included:

- Home Run Handwriting Level 2 Teacher's Guide (104 pages)
- Home Run Handwriting Level 2 Student Workbook (102 pages)

HL-2H \$93



Level 2 Systematic Phonics and Connected Text

Streamlined Level 2 promotes advanced phonemic awareness while developing concepts for the complete English phonetic code.

The user-friendly manual has a systematic sequence of explicit lessons, divided into units. Each unit also has digital files for assessments and for extra learning activities.

The companion book, *The CR Success Concept Book*, includes a visual poster, a clear story, a song or chant, word examples, and often a gesture to teach each concept. This book is also used in the Level 1 program.

The decodable anthology, *Once Upon a Pigeon*, is used in connection with the phonics lessons. The accompanying workbook, *Connect and Reflect*, supplies lessons in vocabulary building, fluency, non-fiction text, and writing. The guide will support the instructor in using the anthology and workbook.

Level 2 Systematic Phonics and Connected Text

Goal: To teach systematic, explicit phonics of the complete phonetic code and word study of the English Language, while developing advanced phonemic awareness and reading fluency

Time: Student - 45-60 minutes per day
Preparation - 20 minutes per week

Materials included:



- Streamlined Level 2 Manual and USB with digital worksheets
- CR Success Concept Book (104 pages)
- Foundation Magnetic Folder and Letterset
- Once Upon a Pigeon Anthology (16 stories, 144 pages)
- Connect and Reflect Student Workbook (170 pages)
- Teacher's Guide for Connect and Reflect (CD or download by request)

HL-2R \$395
(15% discount)

Streamlined

Level 2

SILENT LETTERS		UNIT 27
Folder Lesson B <small>Before the lesson, print concept title, words and sentence on board (all shown in purple).</small>		
Purpose	Say aloud this concept, Silent Letters . Learning this concept helps us read and spell words such as <i>thumb, lamb</i> .	1
Warm Up	Phonemic Awareness: Tell me the number of sounds in these words: plumb (4), crumb (4), numb (3). Listen to the word numb. Change /n/ to /h/ (show gesture for /h/- thumb). Add print after thumb to make a compound word (thumbprint). Change print to nail (thumbnail). Change nail to tacks (thumbtacks).	2
Sounds	Spell Sounds: I will say a sound. You will point to all the ways to spell the sound: /l/ 3B&2R /u/ 3B&3R /o/ 3B&2R /n/ 2 B&R /r/ 2 B&R /f/ 3 B&R, ff	3
New Concept	Read Sounds: Put your hands in your lap and your eyes on the board. When I point to a tile, tell me its sound or sounds: kn wr ment ^{state} of non ^{not} sub ^{under} tion ^{state} of sion ^{state} of Review and teach these sections on page 97: Review the first panel of the Story. Teach the second panel of the Story. CHALLENGE With your assistance, have students read advanced vocabulary words (print on board: <i>autumn, knight, zigzag, solemn</i>). Have students identify the silent letter in the underlined spelling and then use each word in a sentence.	4
Syllables	Spell Syllables: Today we will focus on Read Syllables. Read Syllables: Put your hands in your lap and your eyes on the board. First, read the syllable in your head. When I give you the signal, we will read together: vumb → zumb → zemb → temb → remb → remn → emn → to/emn	5
Spelling Journal	Turn to the spelling journal page for Unit 27B. Read the Big Idea with me. Now you will use P.A.W.S. spelling to help you spell these words with silent letters. One word will need CY Change. (Tell students to use mb to spell the final /m/ in the first four words.) 1. climb 2. comb 3. lamb 4. limb 5. tried Dictate try and then have students add the past tense suffix, using CY Change. Our sentence is: <i>The lamb tried to climb the rocky hill.</i> Cue students to edit their sentence using C.O.P.S.	6
Closure	Today we learned more about Silent Letters. See our success! We can read this sentence: <i>The rock climber fell and cut his thumb.</i>	7



Level 2 Comprehensive Literacy Program

This program provides a complete literacy program for the Level 2 student by integrating the components of *Streamlined Level 2*, *CR Success Concept Book*, *Wordsmith Level 2*, *Home Run Handwriting Level 2*, and *Once Upon a Pigeon* (with *Connect and Reflect Workbook*). Please see the descriptions of each of these programs on the preceding pages.







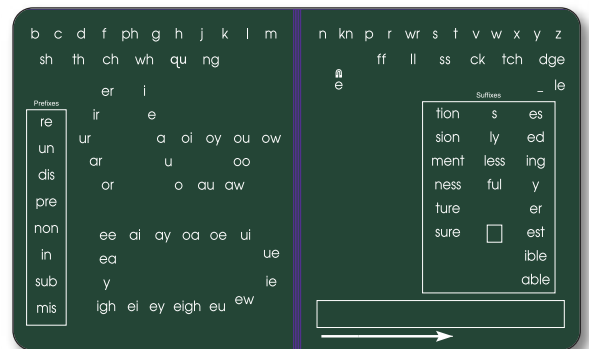


Goal: To teach a complete literacy program for reading, spelling, handwriting, writing

Time: Student - 75-90 minutes per day
Preparation - 40 minutes per week

Materials included:


- Streamlined Level 2 Manual and USB with digital worksheets
- CR Success Concept Book (104 pages)
- Foundation Magnetic Folder and Letterset
- Level 2 Desk Plate
- Wordsmith Level 2 Teacher's Guide (206 pages) and digital worksheets (CD in manual or download upon request)
- Wordsmith Level 2 Student Workbook (154 pages)
- Home Run Handwriting Teacher's Guide (104 pages)
- Home Run Handwriting Student Workbook (102 pages)
- Once Upon a Pigeon Anthology (144 pages)
- Connect and Reflect Workbook (170 pages)
- Teacher's Guide for Connect and Reflect (CD or download by request)

HL-2CLP \$559
(20% discount)




Home Learning Level 2 Materials ala carte


Any of the materials may be ordered separately. Please be aware that you will need the teacher's guide to effectively use the workbooks (Wordsmith or Home Run Handwriting). Also, workbooks may be ordered separately or in groups of five at a reduced per piece cost.




- Streamlined Level 2 Manual and USB with digital worksheets
STM-2 \$179




- Home Run Handwriting Level 2 Teacher's Guide (104 pages)
HTM-2 \$79



- CR Success Concept Book (104 pages)
CB-1 \$169




- Home Run Handwriting Level 2 Student Workbook (102 pages)
Single **HWK-2HL \$16**
Pkg. of 5 **HWK-2 \$55.00**



- Foundation Magnetic Folder and Letterset
FLS-2 \$49




- Once Upon a Pigeon Anthology (16 stories, 144 pages)
RE-5 \$25



- Wordsmith Level 2 Teacher's Guide (206 pages) and digital worksheets (CD in manual or download by request)
WM-2 \$99



- Connect and Reflect Student Workbook (170 pages)
CRWK-5 \$180



- Wordsmith Level 2 Student Workbook (154 pages)
Single **WWK-2HL \$16**
Pkg. of 5 **WWK-2 \$55**



- Teacher's Guide for Connect and Reflect (CD or digital download upon request)
TGCD-5 \$35

Level 3 Word Study



Lesson 15 Thursday

Purpose
Students will monitor their learning to identify words they need to study. They will learn how to spell a pair of homophones.

Write About It
When you write an informative piece, you should include a hook, a topic sentence, the facts, and a conclusion. Read the prompt. Use the graphic organizer on this page to plan your writing. Write your paragraph on a separate piece of paper.

Describe a famous inventor, such as Thomas Edison, Galileo, Alexander Graham Bell, or Steve Jobs.

Hook _____

Topic Sentence _____

Fact 1 _____

Fact 2 _____


Fact 3 _____

Conclusion _____

Share Write About It
Vary the grouping (partners, small groups) to allow all students to share their writing. Collect to identify words for each student's Personal List.


Wordsmith Level 3 Lesson 15 94

144 Teacher's Guide for Level 3



Wordsmith Level 3 Teacher's Guide is user-friendly, with scripts and guidelines for differentiating instruction for students who are advanced or who are struggling. Specific lessons for intervention are presented. There are 27 weeks of instruction with assessment worksheets to monitor progress.

Wordsmith Level 3 Student Workbook is uniquely designed and engages the students with multisensory, inquiry-based activities. There are 27 weekly units; every unit focuses on a specific phonetic concept and presents 12 words, one irregular word, and a set of homophones. All units include six lessons that help the students explore the concept, analyze its word origin, use phonological skills, build writing/grammar skills, and apply the concept to new words with the same concept. The concept of word origin is developed.



Write About It
When you write an informative piece, you should include a hook, a topic sentence, the facts, and a conclusion. Read the prompt. Use the graphic organizer on this page to plan your writing. Write your paragraph on a separate piece of paper.

Describe a famous inventor, such as Thomas Edison, Galileo, Alexander Graham Bell, or Steve Jobs.

Hook _____

Topic Sentence _____

Fact 1 _____

Fact 2 _____

Fact 3 _____

Conclusion _____

Wordsmith Level 3 Lesson 15 94

Level 3 Word Study Program

Goal: To consolidate the understanding of the CRSL phonetic concepts, with an emphasis on words with variant spellings, multisyllabic words, and word origin


Time: Student - 15-20 minutes per day
Preparation - 20 minutes per week

Materials included: Wordsmith Level 3 Teacher's Guide (206 pages) with digital worksheets (CD in manual or download upon request) and Wordsmith Level 3 Student Workbook (168 pages)

HL-3W \$119

Level 4 Word Study

Wordsmith Level 4 Teacher's Guide is user-friendly, with scripts and guidelines for differentiating instruction for students who are advanced or who are struggling. Specific lessons for intervention are presented. There are 20 weeks of instruction with assessment worksheets to monitor progress.



FRIDAY'S LESSON PLANS **LESSON 10**

PURPOSE
The teacher will assess students' knowledge.

REVIEW WORDSMITH PAGE 5 MINUTES
Consider using a variety of groupings (partner, small group, or whole class) to review student responses for the completed Wordsmith page. Refer to answer key on this page.

ASSESSMENT 10 MINUTES
Words: Say word in bold, read sentence, repeat word for students to spell.
1. We live in the 21st **century**.
2. A **decade** is a period of 10 years.
3. A rectangle is a **quadrilateral**.
4. A **quart** is a good exercise for the **quadriceps**.

Word Equations: Print on board:
dec, cent, quad, meter, (imal), (rant)
Read each equation. Students write the list word it represents using the affixes from the board. Do not say the word.
5. The word element *ten + (point to imal)* is the word **decim**, meaning counted in groups of ten.
6. The word element *four + (point to rant)* is the word **quadrant**, meaning one of four quarters of a circle.
7. The word element *hundred plus the word element to measure is the word centimeter*, meaning one hundredth of a meter.

Sentence: Print on the board; right, write, rite. Say, "I will dictate two sentences that have six of your words from the list. One word will be one of these homophones."
8. A **quarter** or 25 **percent** of our friends always sends cards in **December**.
9. Is it **right** that a **quart** of milk costs 286 **cents**?

TEACHER'S GUIDE FOR LESSON 10
Photocopying is prohibited.

103

YOUR NEW WORD IS
bicentennial

of the prefix (bi-), the root (ennial), what does the ending -ennial means a (tracted from biennial).

Part of speech:

The Declaration of Independence established the United States in 1776. What year did the United States celebrate its bicentennial?

Here is a picture of bicentennial coin.

What is the value of the coin?

What picture is shown on the coin?

The motto on the left of is *200 Years of Freedom*. What years does this cover?

The motto on the right is Latin. *E pluribus unum* means "out of many, one." Out of many states (colonies) came one country.

What is the dictionary definition of *bicentennial*?

What year will (or did) your state celebrate its bicentennial?

60 LESSON 10 WORDSMITH LEVEL 4
©CR Success Learning, LLC
Photocopying is prohibited.

Wordsmith Level 4 Student Workbook is uniquely designed and engages the students with multisensory, inquiry-based activities. There are 20 weekly units; every unit focuses on a specific Greek or Latin root. All units include six lessons that help the students explore the root, analyze its origin, use phonological skills, build writing/grammar skills, and develop the spelling and meaning of multiple words, using the root plus affixes.

Level 4 Word Study Program

Goal: To teach the meaning and spelling of multisyllabic words, using Latin and Greek roots

Time: Student - 15-20 minutes per day
Preparation - 20 minutes per week

Materials included: Wordsmith Level 4 Teacher's Guide (188 pages) with digital worksheets (CD or digital download upon request) and Wordsmith Level 4 Student Workbook (120 pages)

Level 5 Word Study



KNOW YOUR MORPHEMES (DAY 2) LESSON 14

Purpose
Students will understand the meanings of and the role morphemes have in words.

Teacher-Led-Instruction 13 min. total
Suggested 5 min.
● Review Day 1 instruction
Targeted 8 min.
● **Morpheme Focus**
● Distribute At-Home Sheets. Ask students to fill in the information for What We Are Learning, the due date, and the number of activities required.

Student Work 15 min.
● Morpheme Practice
● Deconstruct Each Word

Instructional Notes
Morpheme Focus
● Print words only, not the definitions.
sally (in the way of being sad)
advise (relating to advising)
proffer (to look forward)

Morpheme Practice
Write a definition for each morpheme using the appendix. For each review word, identify the root and define it.
com- with, together -ion state of, act of
im- in, into, not -ary out of, from
dis- not, opposite of, away -solicitous sit - move with, feeling
-ive quality of, power to proffer fer - carry

WORD	MORPHEMES	DEFINITION BASED ON MORPHEMES	MODERN MEANING
compel	com + pel	push with force	to force
impelling	im + pel + (ling)	the act of pushing into	persuasive
propel	pro + pel	push forward with sense of force	to cause to move in a particular direction
dispel	dis + pel	push away	eliminate
expel	ex + pel	push out	throw out
pulsar	puls(e)	from Latin pulsus, beating	regular heart beat
compulsive	com + puls + ive	quality of being pushed (internally) with force	obsessive, driven to do something
expulsion	ex + puls + ion	act of pushing out	eviction
compulsory	com + puls + ary	relating to being pushed with	mandatory
impulsively	im + puls + ive + ly	in the manner of tending to be pushed into	thoughtlessly

104 LESSON 14 WORDSMITH LEVEL 5

TEACHER'S GUIDE FOR LEVEL 5

wordsmith
Connecting Spelling and Writing to Word Study

LEVEL 5
TEACHER'S GUIDE FOR:

CR Success Learning

Wordsmith Level 5 Teacher's Guide is user-friendly, with scripts and guidelines for differentiating instruction for students who are advanced or who are struggling. Specific lessons for intervention are presented. There are 23 weeks of instruction with assessment worksheets to monitor progress.

Wordsmith Level 5 Student Workbook is uniquely designed and engages the students with multisensory, inquiry-based activities. There are 23 weekly units (17 lessons, 2 Introductory, 4 Review); every unit focuses on a specific Greek or Latin root. All units include six lessons that help the students study new morphemes and practice previously learned morphemes. A real-world application deepens knowledge of vocabulary and metacognitive awareness. Students expand their understanding of spelling conventions and syllabifications methods. Commonly misspelled words are taught.

Level 5 Basic Word Study Program

Goal: To continue to teach the meaning and spelling of multisyllabic words, using more advanced Latin and Greek roots

Time: Student - 15-20 minutes per day
Preparation - 20 minutes per week

Materials included: Wordsmith Level 5 Teacher's Guide (184 pages) with digital worksheets (CD or digital download upon request) and Wordsmith Level 5 Student Workbook (138 pages)

KNOW YOUR MORPHEMES

MORPHEME FOCUS
Affixes
-ly _____
-ory _____
pro- _____

MORPHEME PRACTICE
Write a definition for each morpheme using the appendix. For each review word, identify the root and define it.

_____ -ion _____
_____ ex- _____
_____ solicitous _____
_____ proffer _____

DECONSTRUCT EACH WORD

WORD	MORPHEMES	DEFINITION BASED ON MORPHEMES	MODERN MEANING
propel		push with (force)	
impel	im + pel + (ling)	the act of pushing into	
propel		push forward with sense of force	
dispel		push away	
expel		push out	
pulsar	puls(e)	from Latin pulsus, beating	
compulsive		quality of being pushed (internally) with force	
expulsion		act of pushing out	
compulsory		relating to being pushed with	
impulsively		in the manner of tending to be pushed into	

104 LESSON 14 WORDSMITH LEVEL 5

THE WORDSMITH PROGRAM
LEVEL 5

STUDENT WORKBOOK

Purchase Policies

INTERNET ORDERS

Purchases may be made directly on our website, using a credit card (Visa, MasterCard, American Express, and Discover) or PayPal.

PHONE ORDERS

Please call toll-free 1-844-277-8223 to place an order by phone. We accept Visa, MasterCard, American Express, and Discover. Credit cards will not be charged until the order ships.

STANDARD SHIPPING METHODS AND SALES TAX

Add 10% for Shipping and Handling charges on all orders.

After the order has been processed, allow 10 business days for shipping.

Shipments within the continental US and Canada are sent via UPS Ground, Shipments via UPS require a street address and cannot be delivered to a PO Box.

Sales tax is charged for items shipped to Colorado addresses, unless you have a tax-exempt number.

RETURN POLICY

The CR Success Learning Guarantee – If for any reason you are not completely satisfied with your purchase, you may return it within 30 calendar days for a refund, credit, or replacement.

When you receive your shipment, first verify all contents. To qualify for reimbursement, you must email cheryl@crsuccesslearning.com within 30 calendar days of receipt.

Once approved, you may return the item or item for a refund. All products must be returned in their original packaging, envelopes, and shrink wrap unopened when applicable, and must be in new condition.

Software, CDs, DVDs, workbooks, and black line masters may be returned for replacement only. We accept returns of the magnetic letters/folders, but the letter tiles must be returned in original sheet.

In the event of a return, the purchase price of your product will be refunded, less shipping costs (if reduced or no shipping costs were paid on the original order, regular shipping costs will be deducted from refund amount). A 10% restocking fee may apply.

If the product you receive is damaged, we ask that you email us a picture to cheryl@crsuccesslearning.com with a note about the damage. CRSL will assume the refund and return costs of any damaged materials.

Product Index

Product Name	Item #	Price	See Page(s)
HOME LEARNING LEVEL K PROGRAMS AND MATERIALS ALA CARTE			
Level K Word Study with Handwriting Program	HL-KH	\$89.00	5
Sound Play Kit	SPKT	\$229.00	6, 9
Level K Decodable Readers and Word Study Program	HL-KDR	\$119.00	7
Level K Comprehensive Literacy Program	HL-KCLP	\$439.00	8
Handwriting Teacher's Manual Level K	HTM-K	\$79.00	9
Handwriting Student Workbook Level K (single)	HWK-KHL	\$16.00	9
PAWS Magnetic Folder and Letter Set	FLS-1	\$37.00	9
Small Steps Readers Book Set (10 Titles)	RE-1	\$58.00	9
Teacher's Guide for Small Steps (digital download)	TGD-1	\$35.00	9
Level K Home Learning Digital Guide	HLDG-K	\$75.00	9
Alphabet Wall Cards	FS-AWC	\$35.00	9
HOME LEARNING LEVEL 1 PROGRAMS AND MATERIALS ALA CARTE			
Level 1 Word Study Program	HL-1W	\$119.00	10
Level 1 Home Run Handwriting	HL-1H	\$93.00	11
Level 1 Systematic Phonics and Connected Text	HL-1R	\$425.00	12
Level 1 Comprehensive Literacy Program	HL-1CLP	\$559.00	13
Streamlined Level 1 Teacher's Manual (includes Black Line Master USB)	STM-1	\$179.00	14
CR Success Concept Book	CB-1	\$169.00	14
Foundation Magnetic Folder and Letter Set	FLS-2	\$49.00	14
Wordsmith Student Workbook Level 1 (single)	WWK-1HL	\$16.00	14
Wordsmith Teacher's Manual Level 1	WM-1	\$95.00	14
Handwriting Student Workbook Level 1 (single)	HWK-1HL	\$16.00	14
Handwriting Teacher's Manual Level 1	HTM-1	\$79.00	14
Tales of Friends Book Set (16 Titles)	RE-4	\$78.00	14
Teacher's Guide for Tales of Friends CD (digital download upon request)	TGCD-4	\$35.00	14
Alphabet Wall Cards	FS-AWC	\$35.00	14
HOME LEARNING LEVEL 2 PROGRAMS AND MATERIALS ALA CARTE			
Level 2 Word Study Program	HL-2W	\$119.00	15
Level 2 Home Run Handwriting	HL-2H	\$93.00	16
Level 2 Systematic Phonics and Connected Text	HL-2R	\$395.00	17
Level 2 Comprehensive Literacy Program	HL-2CLP	\$559.00	18
Streamlined Level 2 Teacher's Manual (includes Black Line Master USB)	STM-2	\$179.00	19
CR Success Concept Book	CB-1	\$169.00	19
Foundation Magnetic Folder and Letter Set	FLS-2	\$49.00	19
Wordsmith Student Workbook Level 2 (single)	WWK-2HL	\$16.00	19
Wordsmith Teacher's Manual Level 2	WM-2	\$99.00	19
Handwriting Student Workbook Level 2 (single)	HWK-2HL	\$16.00	19
Handwriting Teacher's Manual Level 2	HTM-2	\$79.00	19
Fables Reader (Once Upon a Pigeon Anthology - 16 Stories)	RE-5	\$25.00	19
Fables Connect and Reflect Student Workbook	CRWK-5	\$18.00	19
Teacher's Guide for Connect and Reflect CD (digital download upon request)	TGCD-5	\$35.00	19
HOME LEARNING LEVELS 3 - 5 PROGRAMS			
Level 3 Word Study Program	HL-3W	\$119.00	20
Level 4 Word Study Program	HL-4W	\$119.00	21
Level 5 Word Study Program	HL-5W	\$119.00	22