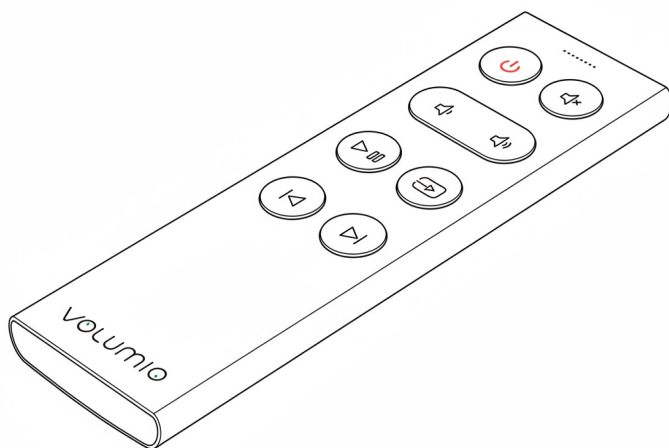


volumio®

THE MUSIC PLAYER

volumio® Remoto



REMOTE CONTROL

USER MANUAL

ENGLISH

INTRODUCTION

Congratulations on your purchase!

The new remote control by Volumio, designed for ease of use and universal compatibility with music sources.

To take full advantage of the remote's capabilities, please read this manual carefully.

Our support team is available to assist you with any questions regarding the remote control and all of our products at **support@volumio.org**

WHAT'S IN THE BOX

- Volumio Remote Control
- 1 x CR2032 battery included



SPECIFICATIONS

ENCLOSURE:

- **Material:** Aluminum body
- **Dimensions:** 122 mm x 36 mm x 8 mm
- **Finish:** Silver Anodized

POWER:

- 1 x CR2032 battery included
- Battery cover ABS

TO ACTIVATE YOUR REMOTO

REMOVE THE BATTERY SAFETY PEELER BEFORE USE

For safety and to preserve battery life during shipment, your Remoto remote control is shipped with a plastic safety peeler inserted at the bottom of the battery compartment.

This peeler blocks the battery connection to prevent it from draining before you start using your remote.

1. Locate the **small plastic peeler tab** protruding from the bottom of the remote control.
2. Firmly pull the tab straight out until it is completely removed.
3. Once the peeler is removed, the battery connection will be restored, and the remote will be ready for use.

WARNING:

- The remote will not function until the plastic peeler is removed.
- Do not attempt to operate the remote with the peeler in place.
- Do not discard the battery while removing the peeler only the plastic strip needs to be removed.

After removing the peeler, your remote is ready to pair and operate as described in the following sections of this manual.

BATTERY REPLACEMENT

1. Locate the battery compartment on the back of the remote.
2. Use a small pin to push out the battery compartment.
3. Remove the old battery.
4. Insert a new battery of the same type (1 x CR2032), ensuring correct polarity (+/-).
5. Close the compartment until it goes into place.

NOTE: Always use high-quality replacement batteries and dispose of the old ones following local recycling regulations.

CARE AND MAINTENANCE

- Keep the remote control clean and dry.
- Avoid exposing the remote to extreme temperatures.
- If the remote control is not functioning properly, check the battery and replace it if necessary.

TROUBLESHOOTING

- If the remote does not respond, ensure the Volumio system is powered on and within range.
- Check for obstructions between the remote and the Volumio system.
- Replace the battery if the remote control's performance is inconsistent.

WARRANTY

The manufacturer accepts no responsibility for damage caused by not adhering to these instructions for use. Modification or changes to any part of the product by unauthorized persons release the manufacturer from any liability over and above the lawful rights of the customer.

The Volumio Warranty is valid for all new products purchased from an officially authorized Volumio retailer or from our online store (volumio.com). This warranty is non-transferrable and does not apply to third-party or private sales of Volumio products.

All parts defective in material and workmanship are covered under warranty for two (2) years from the date of original purchase by the original owner. Software defects are not covered by Warranty

The product must be returned in the condition you received it and with the original box and/or packaging, including manufacturer tags where applicable.

We will not accept the return of products damaged due to negligence or abuse. Please include all packaging and accessories prior to shipping.


Please take the time to carefully package your returns. It is the responsibility of the customer to pay costs related to the repair of returned items damaged in shipping due to improper packaging. The customer is responsible for all return shipping costs for new or used products.

If you feel that your product is eligible for a warranty evaluation due to a defect in its materials, operation or workmanship on arrival, please contact our team at: support@volumio.org to receive an RMA and return shipping label.

Detailed information on warranty and return policies here:
<https://volumio.com/en/terms-of-service/>

DISPOSAL INFORMATION

For private households:



Information on Disposal for Users of WEEE This symbol on the product(s) and / or accompanying documents means that used electrical and electronic equipment (WEEE) should not be mixed with general household waste. For proper treatment, recovery and recycling, please take this product(s) to designated collection points where it will be accepted free of charge. Alternatively, in some countries, you may be able to return your products to your local retailer upon purchase of an equivalent new product. Disposing of this product correctly will help save valuable

resources and prevent any potential negative effects on human health and the environment, which could otherwise arise from inappropriate waste handling. Please contact your local authority for further details of your nearest designated collection point. Penalties may be applicable for incorrect disposal of this waste, in accordance with your national legislation.

For professional users in the European Union:

If you wish to discard electrical and electronic equipment (EEE), please contact your dealer or supplier for further information.

For disposal in countries outside of the European Union:

This symbol is only valid in the European Union (EU). If you wish to discard this product please contact your local authorities or dealer and ask for the correct method of disposal.

COPYRIGHT AND TRADEMARKS

The information contained in this manual is believed to be accurate and reliable. Volumio assumes no responsibility for any error contained in this manual. Volumio assumes no responsibility for any differences between the product mentioned in this manual and the product you may have.

The information in this user manual was correct at the time of going to press. The manufacturer reserves the right to make changes to the technical specification without prior notice as deemed necessary to uphold the ongoing process of technical development.

Volumio is a registered Trademark of Michelangelo Guarise.

This guide was produced by: Volumio Srl © 2025. All rights reserved.

Volumio Srl
Borgo Albizi 15
50122 Firenze
ITALIA

Volumio.com

Revision 1.0



EU DECLARATION OF CONFORMITY

**Model Name: Volumio
Remote Control**

EU DIRECTIVES

2014/53/EU, Radio Equipment

2011/65/EU, RoHS

EU DECLARATION OF CONFORMITY

1. Model No. :

Volumio Remote Control

2. This declaration of conformity is issued under the sole responsibility of the manufacturer:

Volumio Srl
Borgo Albizi 15
50122 Firenze
ITALY

3. Object of the declaration:

Remote Control

4. The object of the declaration described above is in conformity with:

2014/53/UE and 2011/65/EU

5. Where applicable, references to the relevant harmonised standards used or references to the technical specifications in relation to which conformity is declared:

EN 60950-1 :2006/A2 :2013
EN 62311:2008
EN 55022:2010 + AC:2011
EN 55024:2010+A1:2015
EN 61000-3-2
EN 61000-3-3
EN 301 489-1 V2.1.1 (2017-02)
EN 301 489-17 V3.1.1 (2017-02)
EN 300 328 V2.1.1 (2016-11)

6. Where applicable, the notified body (name and number), description of intervention and certificate

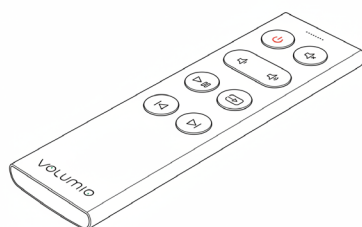
Not applicable, the declaration of conformity is compliant with annex II of the European Directive 2014/53/EU, so the notified body it's not necessary.

Signed for and on behalf of Volumio Srl

Firenze, September, 29, 2025



Michelangelo Gudrise



volumio
THE MUSIC PLAYER

Volumio SRL

Borgo Albizi 15, 50122 Firenze, ITALY

volumio.com
