

ROTARY'S CULTURE SHIFT FROM TRAINING TO LEARNING

13 February 2024

English: Click on the globe icon and select your language to access simultaneous interpretation.

Spanish: Haz clic en el ícono del globo y selecciona tu idioma para acceder a la interpretación simultánea.

French: Cliquez sur le globe terrestre et sélectionnez votre langue pour accéder à l'interprétation simultanée.

Portuguese: Clique no ícone do globo e selecione o seu idioma para ouvir a interpretação simultânea.

Italian: Clicca sull'icona col mappamondo e seleziona la tua lingua per accedere all'interpretariato simultaneo.



ROTARY'S CULTURE SHIFT FROM TRAINING TO LEARNING

13 February 2024

English: Click on the globe icon and select your language to access simultaneous interpretation.

Spanish: Haz clic en el ícono del globo y selecciona tu idioma para acceder a la interpretación simultánea.

French: Cliquez sur le globe terrestre et sélectionnez votre langue pour accéder à l'interprétation simultanée.

Portuguese: Clique no ícone do globo e selecione o seu idioma para ouvir a interpretação simultânea.


Italian: Clicca sull'icona col mappamondo e seleziona la tua lingua per accedere all'interpretariato simultaneo.



SPEAKERS



**Kimberly Kouame, Learning
Resource Manager**



**Amy Hopkins, Curriculum
Development Supervisor**

AGENDA

From Training to Learning

Learning Resources

Leveraging the Learning Center

Stay Connected



Courses - All languages >



習中心』開始』

Toastmasters: Getting Started

Interpersonal Communication and...

Deliver a Speech

Inspirational Speech

Develop a Speech

★★★★★

English

English ★★★★★

English ★★★★★

English ★★★★★

English ★★★★★

ENROLLED

ENROLLED

ENROLLED

ENROLLED

ENROLLED

FROM TRAINING TO LEARNING

Courses - English >



at Rotary Peace

An Introduction to Adult Learning

Assistant Governor Basics

Becoming an Effective Facilitator

Best Practices for Engaging Members

Building a Diverse Club

★★★★★

English

★★★★★

ENROLLED

English ★★★★★

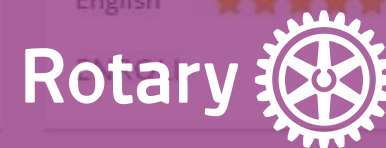
English ★★★★★

English ★★★★★

ENROLLED

ENROLLED

ENROLLED



WHY CHANGE

Learning and Development field

Feedback from members

Opportunity to change what we've been doing

Membership

ANSWER IN THE CHAT

How many have started moving towards participant-centered learning?

Training is the giving of information and knowledge. We can train others in doing specific tasks or train them in skills through demonstration, explanation, or other methods.

Training is done to the participant.

TRAINING VS. LEARNING

Learning is absorbing information in order to increase skills and abilities. Examples of ways people learn include reading about a topic, discussing ideas, or practicing a skill.

Learning is what a participant does.

TRAINING VS. LEARNING

Blended learning combines online and in-person study.

It can include courses in Rotary's Learning Center, in-person learning events, videos, analyzing data, job aids, and virtual meetings.

BLENDED LEARNING

PREPARING TO BE A CLUB PRESIDENT

This is a self-guided journey that you can choose to follow, adjust, or use to create your own path to prepare for leadership as club president. You will also use your own prior knowledge and experience, as well as other district resources, to help you prepare for a successful year.



LEARN ONLINE

- Access the Learning Center
 - Club President Basics Learning Plan
 - Club President Intermediate Learning Plan
- Explore other courses and learning plans based on your needs



LEARN TOGETHER

- Attend president-elect training seminar (PETS)
- Attend district training assembly
- Participate in vibrant club workshop
- Participate in RI, zone, or district opportunities



WORK TOGETHER

- Shadow your current president
- Meet with your assistant governor
- Meet with other presidents-elect or presidents in your area
- Plan and execute club assemblies



PLAN

- Set goals in Rotary Club Central
- Complete Club Health Check
- Use tools on Membership page of My Rotary
- Work with your members, board, and committees on initiatives, events, and goals

Throughout this journey, don't forget to take time to reflect on what you've learned and evaluate how you are doing by asking others to provide you feedback so you can continue to learn and grow throughout your year in office.



TRAINING → LEARNING

CHANGING CULTURE...AND NAMES

Club Trainer

Club Learning Facilitator

District Trainer

District Learning Facilitator

District Training Committee

District Learning Committee



Rotary International Training
Leader

**Rotary International Learning
Facilitator**

Regional Leaders Training
Institute

**Regional Leaders Learning
Event**

CHANGING CULTURE...AND NAMES

Governor-elect training seminar

Governor-nominee training seminar

GETS general trainer

GETS team leader

Council trainer

District Team Training Seminar

Governor-elect learning seminar

Governor-nominee learning seminar

GELS general trainer

GELS team leader

Council on Legislation learning leader

District Team Learning Seminar

NEXT STEPS



Update official language from Rotary



Review your curriculum



Add more interactive learning elements to in-person events



Determine how to onboard club and district leaders with a blended approach



Provide facilitation practice prior to in-person events



Courses - All languages >



『學習中心』開始



Toastmasters: Getting Started

English

ENROLLED



Interpersonal Communication and...

English

ENROLLED



Deliver a Speech

English

ENROLLED



Inspirational Speech

English

ENROLLED



Develop a Speech

English

ENROLLED

Courses - English >



Rotary Peace Partnerships



ENROLLED



An Introduction to Adult Learning

English

ENROLLED



Assistant Governor Basics

ENROLLED



Becoming an Effective Facilitator

English

ENROLLED



Best Practices for Engaging Members

English

ENROLLED



Building a Diverse Club

English



LEARNING RESOURCES

BUILD CURRICULUM FROM ONLINE COURSES



Online content is for self-paced learning.



Leader's guides are revised to build off courses.



In-person learning is best for sharing ideas in small groups, action planning, regionalized content, and finding solutions to our challenges.

ANSWER IN THE CHAT

How many are currently using a blended learning approach, and what does that look like?

Resources & References

- Grants & Services
- Resources by Role
- Membership Materials
- Club and District Administration
- District Committees

- Fundraising
- Youth Protection
- Policies & Procedures
- [View All](#)

Rotary Tools

- [Rotary Club Central](#)
 - [Rotary Showcase](#)
 - [Brand Center](#)
 - [Raise for Rotary](#)
 - [Learning Center](#)
- [Grant Center](#)
 - [Official Rotary Apps](#)
 - [Licensed Vendors](#)

Webinars



Learning Center

Build new skills with online courses and materials.

[View Knowledge & Resources Page](#)

[View Club](#)

[View District](#)

Rotary Club Central

Set club goals and track how you're doing. Monitor your progress with detailed reports.

Grant Center

Launch and manage all your Rotary Foundation grants in one place.

Membership and Foundation Reports

Find reports with data about membership, contributions, recognition, and more.

Brand Center

Find logos, photos, videos, and all the resources you need to promote Rotary in your community.

Learning Center

Learn new skills with online classes and materials created for your specific role or interests.

Rotary Showcase

Browse successful club projects from around the world.

Rotary.org/learn

NON-MEMBER PAGE

Courses by Topic

Develop Leadership Skills

[VIEW](#)

Engage with Rotary

[VIEW](#)

Learn about Rotary

[VIEW](#)

Courses by Language

Browse Courses in English

[VIEW](#)

Browse Courses in Additional Languages

[VIEW](#)



Courses by Topic

About Rotary

VIEW

Club Leadership

VIEW

District Leadership

VIEW

General

VIEW

Membership

VIEW

Professional Development

VIEW

Public Image

VIEW

Service

VIEW

The Rotary Foundation

VIEW

Learning Facilitator

VIEW

Courses by Language

Courses in English

VIEW

Courses in Additional Languages

VIEW

MEMBER HOME PAGE

Course catalogs by topic or by language.

CATEGORIES

FILTERS

Search...



CARDS

NAME A-Z

15 items



An Introduction to Adult Learning

ENROLLED

EN | 15m 00s

★ 5.0

E-Learning



Becoming an Effective Facilitator

ENROLLED

EN | 30m 00s

★ 5.0

E-Learning



Conducting Online Learning Events

ENROLLED

EN | 15m 00s

★ 5.0

E-Learning



District Learning Committee Intermediate

ENROLLED

6 courses | 1h 45m

Learning Plan



New

District Team Training Seminar Leader's Guide

EN | 15m 00s

★ 5.0

E-Learning



New

District Training Assembly: A Seminar for Incoming Club Leaders

EN | 15m 00s

★ 5.0

E-Learning



District Vibrant Club Workshop Leader's Guide

ENROLLED

EN | 15m 00s

★ 5.0

E-Learning



Facilitator Basics

ENROLLED

5 courses | 1h 17m

Learning Plan



GNTS and GETS Leader's Guide

ENROLLED

EN | 15m 00s

★ 5.0

E-Learning



New

Grant Management Seminar Leader's Guide

EN | 15m 00s

★ 5.0

E-Learning



Hybrid Meetings

ENROLLED

EN | 02m 00s

★ 5.0

E-Learning



Managing a Learning Session

ENROLLED

EN | 15m 00s

★ 5.0

E-Learning



Presidents-elect Training Seminar Leader's Guide

ENROLLED

EN | 15m 00s

★ 5.0

E-Learning



New

Sharing the Value of Rotary Workshop

EN | 15m 00s

★ 5.0

E-Learning



Train the Trainer Seminar Leaders Guide

ENROLLED

EN | 15h 00m

★ 5.0

E-Learning

LEARNING FACILITATOR RESOURCES

LEARNING CENTER COURSES

1013 courses total

144 English

92 German

110 Spanish

109 French

102 Italian

114 Japanese

101 Korean

108 Portuguese

46 Swedish

76 Chinese

21 courses in other languages

Courses by Topic

- About Rotary
- Club Leadership
- District Leadership
- General
- Membership
- Professional Development
- Public Image
- Service
- The Rotary Foundation
- Learning Facilitator

Courses by Language

- Courses in English
- Courses in Additional Languages

COURSE EVALUATION FINDINGS

Most hear about
courses from district
leaders

93% said that the
course is relevant to
their role

95% said that the
course met their
expectations

92% said they
learned something
new from the course

80% are confident and 17% are somewhat
confident that they will be able to apply what
they learned from the course

LEADER'S GUIDES

Train the Trainer Leader's Guide

GELS and GNLS Leader's Guide

District Team Training Seminar Leader's Guide

President-elect Training Seminar Leader's Guide

District Training Assembly Leader's Guide

District Learning Facilitator Leader's Guide

District Vibrant Club Workshop Leader's Guide

Grant Management Seminar Leader's Guide

ANSWER IN THE CHAT

Have you used one of these leader's guides in the past?

TRAIN THE TRAINER SEMINAR LEADER'S GUIDE



LEADER'S GUIDES

Contents

Introduction

Sessions

Opening general session

Session 1: Demonstration

Session 2: Facilitation Practice

Closing general session

Sample Evaluation Form

SESSION GUIDE

RELEVANCE: By understanding trends, strengths, and opportunities, presidents can help clubs set short- and long-term goals that align with Rotary's Action Plan.

Learning objectives

After this session, participants will be able to:

- Identify their club's strengths and weaknesses
- Set goals that align with Rotary's Action Plan

Before the session

- Review the speaking points and activities.
- Consider involving assistant governors in the session.
- Consider any district or regional issues related to this topic.
- Choose an activity based on the needs of your participants.
- Decide whether you will use the PowerPoint template.
- Make sure you have the materials you need.
- Review the resources listed below.
- Ask presidents-elect to review [Rotary Club Central](#).

Resources

- Learning Center courses:
 - [Rotary's Action Plan and You](#)
 - [Rotary Club Central Resources](#)
- [Action Plan](#) page on My Rotary
- [Rotary Citation](#) page on My Rotary
- [Club Health Check](#) PDF

KEY POINTS

During the session

- Welcome participants and introduce yourself.
- Review the learning objectives.
- Highlight these key messages:
 - Identify your club's strengths and weaknesses to determine what goals to set for the year and how you'll meet them.
 - Align your club's short- and long-term goals with Rotary's Action Plan.
 - Focus on the aspects of the Action Plan that are most relevant and meaningful to your club.
 - Review your district's goals and the Rotary or Rotaract Citation and think about how they fit into your goal planning.
 - Work with your club leadership team and assistant governor to set goals and find resources to help achieve them.
 - Review the status of your goals with members at club assemblies.

DISCUSSION QUESTIONS

- Use these discussion questions to get the conversation going:
 - Has anyone reviewed Rotary Club Central or used the Club Health Check? If so, what did you learn about your club? What are your club's strengths and weaknesses?
 - What types of activities is your club already doing to support the Action Plan?
 - How can the Action Plan be used to strengthen your club and make it more welcoming?
 - How can you get every member to support your club's goals?

ACTIVITIES

Activities

Choose one activity:

1. Align a goal or area of your club with Rotary's Action Plan

- Allow 30 minutes for this activity.
- Give participants the Your Action Plan worksheet.
- Refer participants to the [Action Plan](#) flyer and the [What Clubs Can Do](#) flyer.
- Ask participants to identify or reflect on their club's strengths and weaknesses.
- Ask participants to complete the worksheet.
- Divide participants into groups.
- Ask each group to discuss the worksheet questions and their responses. Encourage them to note new ideas they hear from others.
- If time allows, ask groups to discuss other goals.
- Ask each group to summarize their discussion with the larger group.

2. Discuss Rotary's Action Plan

- Allow 15 minutes for this activity.
- Divide participants into groups and assign each group one of the Action Plan priorities.
- Have them discuss goals or activities their clubs already have that relate to that priority:
 - What goals or activities does your club currently have that relate to this priority? How does your club support it?
 - What else could your club do to support this priority?
 - What steps will you take to support this priority?
 - How will you measure the success of your goal or activity?
- Ask each group to summarize their discussion for the larger group.

ANSWER IN THE CHAT

Which of these leader's guides do you think you will use for the year ahead?

DISCUSSION GUIDES

PREVENTING AND ADDRESSING HARASSMENT DISCUSSION GUIDE

Before the discussion

- Participants should have completed the Preventing and Addressing Harassment course on the Learning Center.
- For best practices on facilitation, complete the [Facilitators Basics](#) learning plan.
- Invite members of the club to participate.
- Prepare materials you may want to use for the discussion like flip chart paper, or markers for brainstorming.
- Assign a person to take notes during the discussion.
- You may want to provide printed copies of Rotary's Code of Policy 26.120. (See page 2)

Suggested Discussion Questions

- Ask the group to determine rules or guidelines for the discussion at the beginning of the session. For example, some common guidelines are to listen without interrupting, listen to understand, avoid blame, commit to learning, and allow everyone a chance to speak.
- What does a harassment-free environment mean?
- How is our club actively working towards a harassment-free environment?
- What steps should we take to prevent harassment in our club?
- What happens if an allegation is reported (e.g., is there a review process, does the club have a review committee, etc.)?
- What can each of us do to prevent harassment in our club?
- What next steps should our club take and who would like to take the lead?

After the discussion

- Determine as a club what you want to do next.
- Identify a small group to work on implementing the ideas discussed, include specific timelines, and assign tasks to members.
- Develop a process and appoint a committee to address allegations.
- Ask all members to commit to follow the [Code of Conduct](#).

DISCUSSION GUIDE

The screenshot shows a user interface for a course completion page. At the top, there is a navigation bar with the Rotary logo, a search bar, and a 'Usage Dashboard' link. Below the navigation bar, the breadcrumb trail reads: 'Course Catalogs > My courses and learning plans > Preventing and Addressing Harassment'. The main content area features a large orange trophy icon with a checkmark inside, indicating course completion. Below the icon, it states 'Course completed on 07/6/2022' and 'Preventing and Addressing Harassment'. A rating prompt asks 'How would you rate this course?' with five stars and a '5' rating. To the right, a sidebar shows course details: 'Preventing and Addressing Harassment' (ID: E-J0EXXV), '2 / 2 lessons completed', and a 'DOWNLOAD YOUR CERTIFICATE' button. Below the main content, a white box contains the text: 'Use the LET'S BEGIN button to start the course.' The 'Course Description' section follows, explaining the course's purpose and mentioning it was updated in August 2020. At the bottom, the 'Additional Resources' section is highlighted with a red rounded rectangle and contains a search bar and a document icon labeled 'Discussion Guide: Preventing and Addressing Harassment'.

Rotary

Search content in the platform

Usage Dashboard

< Back Course Catalogs > My courses and learning plans > Preventing and Addressing Harassment

Preventing and Addressing Harassment
ID: E-J0EXXV

2 / 2 lessons completed

DOWNLOAD YOUR CERTIFICATE

How would you rate this course?
★★★★★5

Preventing and Addressing Harassment
Interactive learning

Course Evaluation
Lesson

Use the **LET'S BEGIN** button to start the course.

Course Description

This course reviews Rotary's policy on a harassment-free environment. It defines harassment, provides steps for those being harassed, and for those receiving allegations. Take this course to learn how you can create a harassment-free environment in your club.

Updated August 2020

Additional Resources

Search all folders...

Discussion Guide: Preventing and Addressing Harassment



Courses - All languages >



習中心』開始』

Toastmasters: Getting Started

Interpersonal Communication and...

Deliver a Speech

Inspirational Speech

Develop a Speech

... ★★★★★

English

English ★★★★★

English ★★★★★

English ★★★★★

English ★★★★★

ENROLLED

ENROLLED

ENROLLED

ENROLLED

ENROLLED

LEVERAGING THE LEARNING CENTER

ourses - English >



at Rotary Peace
ships

An Introduction to Adult Learning

Assistant Governor Basics

Becoming an Effective Facilitator

Best Practices for Engaging Members

Building a Diverse Club

★★★★★

English ★★★★★

ENROLLED

English ★★★★★

English ★★★★★

English ★★★★★

ENROLLED

ENROLLED

ENROLLED



CUSTOMIZE CONTENT

- Create customized learning plans
- Request a learning topics for your district or zone by topic or language



DISTRICT LEARNING PLAN

- Title
- Description
- Courses to include



Assistant Governor Basics

13 courses

92%



Learning Plan Progress
46h 56m | 4h 45m

RESUME THIS COURSE

About this Learning Plan

Ready to get organized and help your clubs succeed? Learn about your responsibilities, how to prepare for your role, and working with your team to meet clubs' needs. You'll also find some of the best practices for your role and tips from past assistant governors on how to support your clubs effectively.

Updated June 2022



Getting Started With the Learning Center

How can the Learning Center help you? In this course, you'll discover its many features. Learn how to search for courses, how to take a course, and ...

E-Learning | Duration: 15m



Get Ready: Assistant Governor

Learn about your responsibilities, find tips to help you prepare for your role, and review what you can expect to do throughout your year.

E-Learning | Duration: 15m



Working With Your District Team

Whether you're a returning member of the district team or a new one, take this course to learn what the district team does and how you can work t...

E-Learning | Duration: 15m



Supporting Your Clubs

Your role is to support your governor and clubs and help them succeed. Take this course to learn more about planning your visits and working with ...

E-Learning | Duration: 15m



Maximizing Governor Visits

If you're an assistant governor or governor, this course will help you prepare to make effective visits to clubs. You'll find tips for scheduling these vis...

E-Learning | Duration: 15m



Rotary's Action Plan and You

Learn how Rotary's Action Plan can help your club increase its impact, expand its reach, better engage its members, and keep adapting to a changin...

E-Learning | Duration: 15m



Rotary Club Central Resources

Ready to set some goals? Check out the resources we have to help you manage your goals and service activities.

E-Learning | Duration: 15m



Online Membership Leads

This course will help you learn how membership leads work. NOTE: Reported club and district officers can access and manage membership leads. R...

E-Learning | Duration: 30m

LEARNING TOPIC



RI material på svenska

5 followers | [5 assigned experts](#)

Find resources and courses in Swedish.

FOLLOW










FILTERS

Search...



NAME A-Z

43 items

 <p>1 - Onlinekurser på svenska</p> <p>KK Kimberly Kouame 2 years ago</p> <p>17 views</p> <p>Link</p>	 <p>2022 Procedurhandboken</p> <p>SM Sari Miittinen a year ago</p> <p>26 views</p> <p>PDF</p>	 <p>2023/24 presidential theme branding guidelines EN</p> <p>SM Sari Miittinen a year ago</p> <p>18 views</p> <p>PDF</p>	<p>Viewed</p> <p>AKTIVT LEDARSKAP</p> <p>Aktivt ledarskap</p> <p>SM Sari Miittinen 3 years ago</p> <p>31 views</p> <p>PDF</p>	 <p>Ändring av namn eller plats - formulär</p> <p>LR Lars-Erik Rydbrant 2 years ago</p> <p>17 views</p> <p>Document</p>	<p>Viewed</p> <p>Rotary </p> <p>Ansökan för nya rotaryklubbar</p> <p>SM Sari Miittinen 3 years ago</p> <p>14 views</p> <p>PDF</p>
<p>Viewed</p>  <p>COVID-19 förändringar - medlemskapsundersökning</p> <p>SM Sari Miittinen</p>	 <p>Elevator Speech - mall</p> <p>SM Sari Miittinen</p>	<p>Viewed</p>  <p>Få ut mer av ditt medlemskap</p> <p>LR Lars-Erik Rydbrant</p>	<p>Viewed</p> <p>GRUNDLÄGGANDE FAKTA OM ROTARY</p> <p>GRUNDLÄGGANDE INFORMATION OM ROTARY</p> <p>KK Kimberly Kouame</p>	<p>Viewed</p> <p>GUIDE TILL FÖRETAGSMEDLEMSKAP</p> <p>GUIDE TILL FÖRETAGSMEDLEMSKAP</p> <p>CG Corrin Goldback</p>	<p>Viewed</p>  <p>HÄLSOKONTROLL FÖR ROTARYKLUBBAR</p> <p>CG Corrin Goldback</p>

REPORT ACCESS



Governor, governor-elect, governor-nominee



Current and incoming
District learning facilitator
District membership chair
District Rotary Foundation
committee chair

LEADERBOARD

My Badges and Points

- My Badges
- Leaderboard**
- Contests

My Leaderboard




Select Leaderboard

- District 1234 Leaderboard
- Overall Leaderboard
- District 1234 Leaderboard
- Zone 22 Leaderboard**

My Position

1 Kimberly Kouame ★ 1832

Top 10 Points Chart

1	 Kimberly Kouame ★ 1832
2	 Amy Hopkins ★ 121
3	 Mary Tigulo ★ 66
4	Emerson Conlon ★ 56
5	Madelyn Maxbauer ★ 35



Courses - All languages



學習中心』開始」

Toastmasters: Getting Started

Interpersonal Communication and...

Deliver a Speech

Inspirational Speech

Develop a Speech

★★★★★

English

English ★★★★★

English ★★★★★

English ★★★★★

English ★★★★★

ENROLLED

ENROLLED

ENROLLED

ENROLLED

ENROLLED

Courses - English



Rotary Peace

An Introduction to Adult Learning

Assistant Governor Basics

Becoming an Effective Facilitator

Best Practices for Engaging Members

Building a Diverse Club

★★★★★

English ★★★★★

ENROLLED

English ★★★★★

English ★★★★★


English ★★★★★

ENROLLED

ENROLLED

ENROLLED

STAY CONNECTED



EMAILS FROM THE LEARNING CENTER

learn@learnmail.rotary.org

Add this email to your approved
sender list

STAY CONNECTED: LEARNING IN ACTION



My Rotary

Donate

Get Involved



My Rotary ▾

Participate ▾

Events & Connections ▾

Knowledge & Resources ▾

Who We Are ▾

Newsletters

Our newsletters help you stay current on the topics that interest you most. Anyone can subscribe once they create an account and sign in. To get started as a new subscriber, or to make changes to your existing subscriptions, click the button below.

[MANAGE SUBSCRIPTIONS](#)

End Polio Now

Receive regular updates on Rotary's polio eradication efforts from inspiring member stories to the latest news.

Giving & Grants

Information to help you support Rotary's work through contributions and grant-funded activities.

Learning in Action

Find new resources and materials, helpful tips, and the best practices to create effective Rotary learning experiences.

Membership Minute

Information about the latest membership trends, strategies, best practices, and resources.

What do you want to do?

I want to...



STAY CONNECTED: SOCIAL MEDIA

ROTARY LEARNING CENTER



@rotarylearn

QUESTIONS?

EMAIL

LEARN@ROTARY.ORG

