



# READY SHAPE CATALOG

MANUFACTURED BY READING ROCK, INC.





# GET READY FOR ROCKCAST®!

RockCast, a product of Reading Rock, Inc.® one of the nation's largest cast stone producers, is developed with a spirit of continuous innovation and tested with the highest standards in the industry. Our complete line of RockCast Architectural Stone products; Architectural Masonry Veneer, Thin Veneer, Lightweight Series, Custom Cast Stone, Architectural Cast Stone, and Ashlar Series are created from similar mix designs giving you design solutions that are more consistent in color, versatile, more economical, and ready when you need them.

## ROCKCAST READY — A CUSTOM LOOK WITHOUT THE WAIT!

For a custom look on your project, use **RockCast Ready** and select your profiles from this RockCast Ready Shape Catalog. With **RockCast Ready**, we offer a large selection of pre-engineered, standard-length pieces available in the fastest delivery time.

During peak season or for large projects, lead times could fluctuate slightly. Please contact a RockCast Sales Market Manager or Project Manager for current lead times.

### READY SHAPE CATALOG LEAD TIMES

➤ **TODAY** – RockCast Architectural Masonry Veneer Series Buffstone and Crystal White are available in 17 sizes/textures in limited quantities and ready to ship today to start your project!

➤ **TODAY** – Custom Cast Stone catalog items in 9 profiles plus returns in Buffstone, as indicated on published price list, are available and in stock to get your project started, today!

#### ➤ 4-6 WEEKS

- ◆ RockCast Architectural Masonry Veneer units in 12 monotone and 9 blended colors; various textures — Smooth, Chiseled, Split, Chamfered, Slate.
- ◆ Custom Cast Stone profiles in 12 monotone and 9 blended colors from our Ready Shape catalog selection.

#### ➤ 6+ WEEKS

- ◆ Architectural Stone (machine made) units can be manufactured for Ashlar Patterns.
- ◆ RockCast Architectural Masonry Veneer products in Chiseled Tumbled texture are available in all sizes (4", 6", 8" and 12") in random lengths. Various patterns are available depending on the sizes used.
- ◆ All RockCast units in Smooth, Split and Chiseled textures can be manufactured for the Cut Stone Program. Patterns are limited only by your imagination.



## CUSTOM CAPABILITIES

RockCast products are available to be modified or customized for your project. We offer estimating services as well as layout drawings so field cutting is left to a minimum. Our in-house technical services department is available to help with your design or technical questions.

---

---

## LEADERS IN LEED

Reading Rock proudly supports the development of green product innovations and is committed to developing and improving our entire product line with respect to the environment. Our commitment to sustainability and environmental responsibility involves our every process and product. Reading Rock was one of the first cast stone manufacturers to devote resources to products with supplementary cementitious materials (SCM).

---

---

## LIFETIME WARRANTY

Reading Rock, Inc. warrants its products to meet ASTM manufacturing guidelines and specifications provided the products have been installed, used and maintained according to accepted ASTM masonry standards and as recommended by the manufacturer. (For complete warranty information, please see the Reading Rock, Inc. Terms and Conditions of Sale on [www.readingrock.com](http://www.readingrock.com)).

## TABLE OF CONTENTS

Architectural Masonry Veneer - Full Bed Depth.....	05
Architectural Masonry Veneer - Thin.....	14
Base Panels.....	19
Sills / Watertables.....	20
Watertables / Bands / Headers.....	24
Copings / Caps.....	28
Headers / Surrounds.....	30
Keystones / Arches.....	34
Medallions / Quoins.....	42
Balusters.....	45

Save time and money by using **RockCast Ready** and choose from the profile options outlined within this catalog. Simply complete our Easy Order forms, available online at [www.readingrock.com](http://www.readingrock.com), and send them to [rcpo@readingrock.com](mailto:rcpo@readingrock.com) or fax to 513.874.2361.



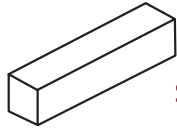


# ARCHITECTURAL MASONRY VENEER

All units in the RockCast Architectural Masonry Veneer Series are available in 12 monotone and 9 blended colors. Custom color matching is available on a job-by-job basis.

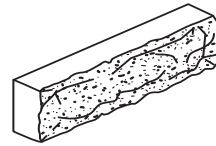
ARCHITECTURAL MASONRY VENEER - FULL BED DEPTH

(D) 3<sup>5</sup>/<sub>8</sub>" x (H) 3<sup>5</sup>/<sub>8</sub>" x (L) 11<sup>5</sup>/<sub>8</sub>"



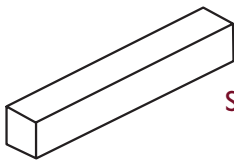
Smooth ST-412

(D) 3<sup>5</sup>/<sub>8</sub>" x (H) 5<sup>5</sup>/<sub>8</sub>" x (L) 23<sup>5</sup>/<sub>8</sub>"



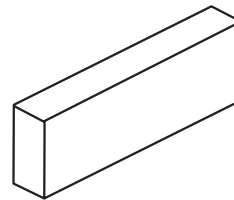
Chiseled ST-206  
(Mortar bed depth 3<sup>3</sup>/<sub>8</sub>", total depth 4<sup>1</sup>/<sub>2</sub>")

(D) 3<sup>5</sup>/<sub>8</sub>" x (H) 3<sup>5</sup>/<sub>8</sub>" x (L) 23<sup>5</sup>/<sub>8</sub>"

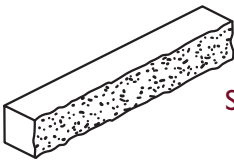


Smooth ST-004

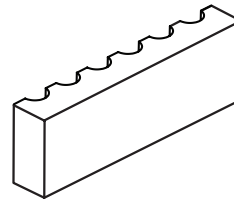
(D) 3<sup>5</sup>/<sub>8</sub>" x (H) 7<sup>5</sup>/<sub>8</sub>" x (L) 23<sup>5</sup>/<sub>8</sub>"



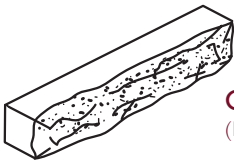
Smooth ST-005



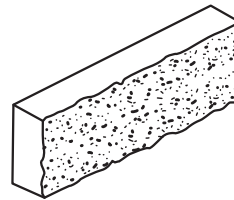
Split ST-304



Smooth ST-005-C

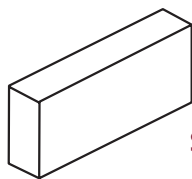


Chiseled ST-204  
(Mortar bed depth 3<sup>3</sup>/<sub>8</sub>", total depth 4<sup>1</sup>/<sub>2</sub>")

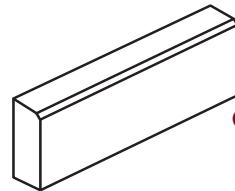


Split ST-305

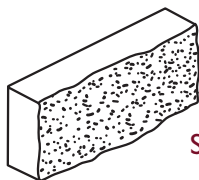
(D) 3<sup>5</sup>/<sub>8</sub>" x (H) 7<sup>5</sup>/<sub>8</sub>" x (L) 15<sup>5</sup>/<sub>8</sub>"



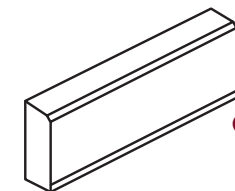
Smooth ST-015



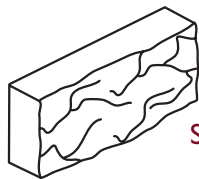
Chamfered ST-5054



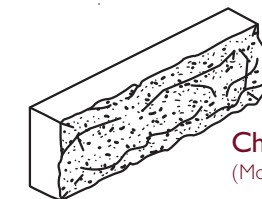
Split ST-315



Chamfered ST-6054



Slate ST-115

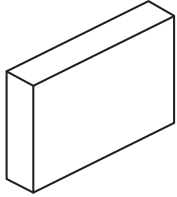


Chiseled ST-205  
(Mortar bed depth 3<sup>3</sup>/<sub>8</sub>", total depth 4<sup>1</sup>/<sub>2</sub>")

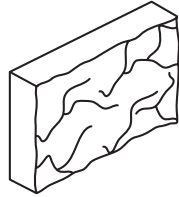
# ARCHITECTURAL MASONRY VENEER

(D) 3<sup>5</sup>/<sub>8</sub>" x (H) 11<sup>5</sup>/<sub>8</sub>" x (L) 15<sup>5</sup>/<sub>8</sub>"

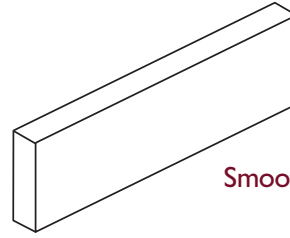
(D) 3<sup>5</sup>/<sub>8</sub>" x (H) 11<sup>5</sup>/<sub>8</sub>" x (L) 47<sup>5</sup>/<sub>8</sub>"



Smooth ST-013

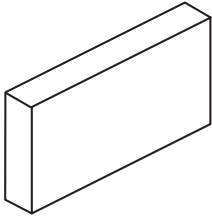


Slate ST-113

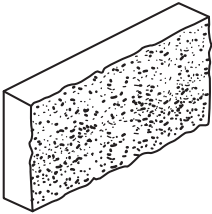


Smooth ST-1248

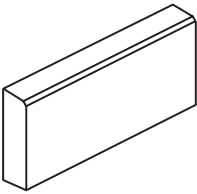
(D) 3<sup>5</sup>/<sub>8</sub>" x (H) 11<sup>5</sup>/<sub>8</sub>" x (L) 23<sup>5</sup>/<sub>8</sub>"



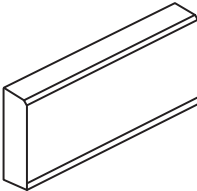
Smooth ST-003



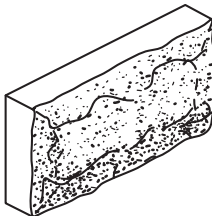
Split ST-303



Chamfered ST-5034



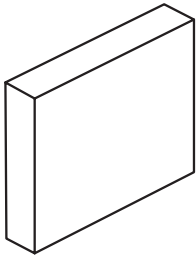
Chamfered ST-6034



Chiseled ST-203  
(Mortar bed depth 3<sup>3</sup>/<sub>8</sub>", total depth 4<sup>1</sup>/<sub>2</sub>" )

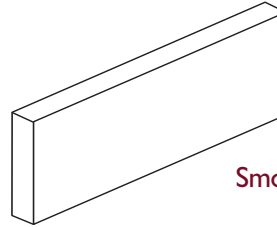
# ARCHITECTURAL MASONRY VENEER

(D)  $3\frac{5}{8}$ " x (H)  $15\frac{5}{8}$ " x (L)  $17\frac{5}{8}$ "



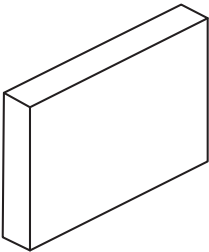
Smooth ST-1618

(D)  $3\frac{5}{8}$ " x (H)  $15\frac{5}{8}$ " x (L)  $47\frac{5}{8}$ "



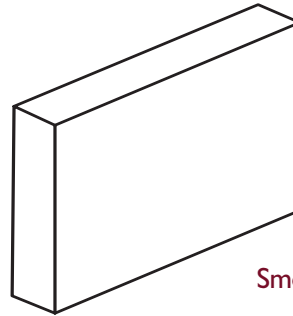
Smooth ST-1648

(D)  $3\frac{5}{8}$ " x (H)  $15\frac{5}{8}$ " x (L)  $23\frac{5}{8}$ "



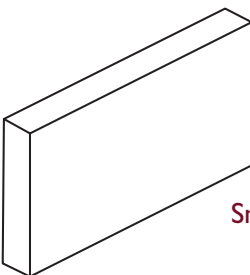
Smooth ST-001

(D)  $3\frac{5}{8}$ " x (H)  $23\frac{5}{8}$ " x (L)  $35\frac{5}{8}$ "



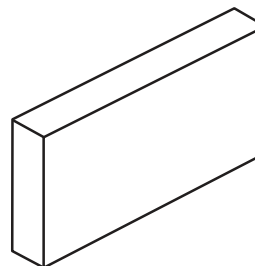
Smooth ST-2436

(D)  $3\frac{5}{8}$ " x (H)  $15\frac{5}{8}$ " x (L)  $31\frac{5}{8}$ "



Smooth ST-1632

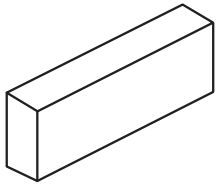
(D)  $2\frac{3}{4}$ " x (H)  $11\frac{5}{8}$ " x (L)  $19\frac{5}{8}$ "



Smooth ST-1220

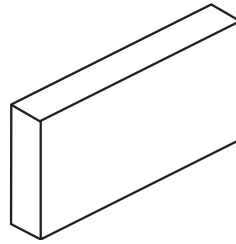
# ARCHITECTURAL MASONRY VENEER

(D)  $4\frac{5}{8}$ " x (H)  $7\frac{5}{8}$ " x (L)  $23\frac{5}{8}$ "

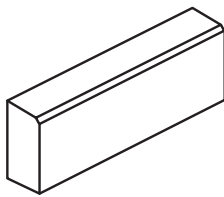


Smooth ST-025

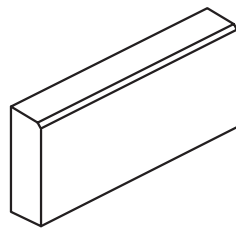
(D)  $4\frac{5}{8}$ " x (H)  $11\frac{5}{8}$ " x (L)  $23\frac{5}{8}$ "



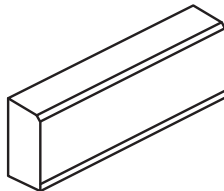
Smooth ST-023



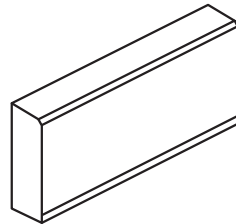
Smooth ST-525  
with 1" x 1" single  
sided chamfer



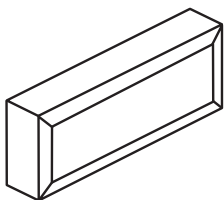
Smooth ST-523  
with 1" x 1" single  
sided chamfer



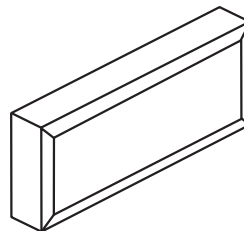
Smooth ST-625  
with 1" x 1" double  
sided chamfer



Smooth ST-623  
with 1" x 1" double sided  
chamfer



Smooth ST-425

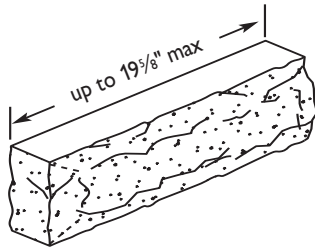


Smooth ST-423

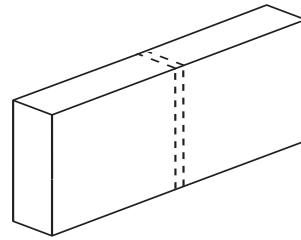


# ARCHITECTURAL MASONRY VENEER

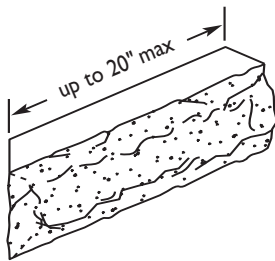
## FITTING AND CUT OPTIONS



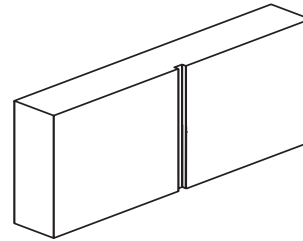
1 Face, 1 End



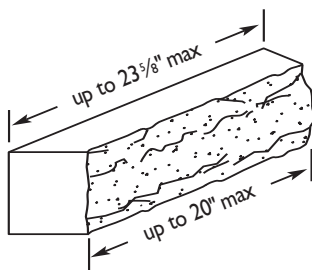
Saw Cut (either direction)



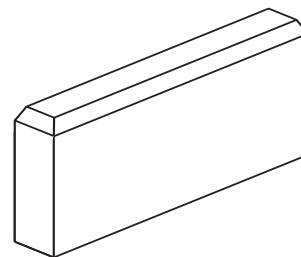
1 Face, Outside Corner Mitre



1/4" Score Accent (either direction)



1 Face, Inside Corner Mitre



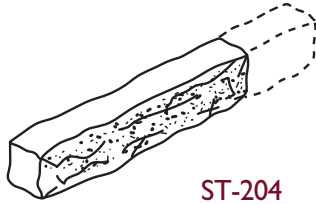
Chamfer Cut\*

\*With optional return (left-hand shown)

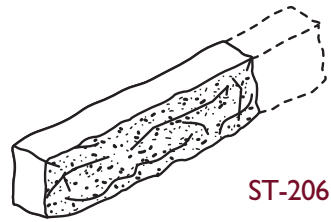
# ARCHITECTURAL MASONRY VENEER - ASHLAR SERIES

RockCast Architectural Masonry Veneer Series is available in the Chiseled Tumbled texture for Ashlar patterns in 4 heights; and shipped in random lengths. The Cut Stone Program can accommodate orders for repeat patterns using the Smooth, Split and Chiseled textures. Patterns can vary depending on the heights purchased and desired look. Please consult the Ashlar Series product guide for additional information.

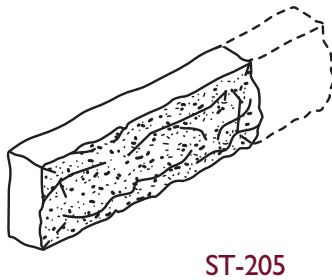
(D)  $3\frac{5}{8}$ " x (H)  $3\frac{5}{8}$ " x Random Length



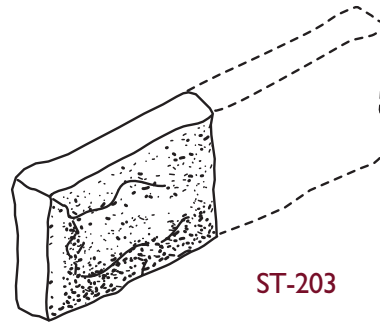
(D)  $3\frac{5}{8}$ " x (H)  $5\frac{5}{8}$ " x Random Length



(D)  $3\frac{5}{8}$ " x (H)  $7\frac{5}{8}$ " x Random Length



(D)  $3\frac{5}{8}$ " x (H)  $11\frac{5}{8}$ " x (L)  $11\frac{5}{8}$ "




# ARCHITECTURAL MASONRY VENEER - ASHLAR SERIES

## EXAMPLES OF RANDOM SETTING PATTERNS

### 2-PIECE PATTERN

4": 55%

6": 45%




### 3-PIECE PATTERN

4": 45%

6": 40%

8": 15%




### 4-PIECE PATTERN

4": 40%

6": 35%

8": 15%

12": 10%

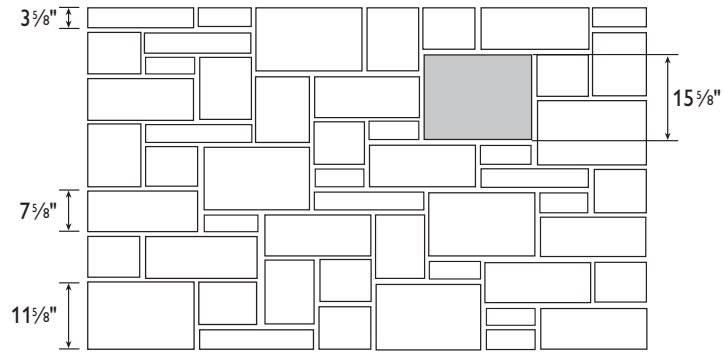


# ARCHITECTURAL MASONRY VENEER - ASHLAR SERIES

## EXAMPLES OF CUT STONE PATTERNS

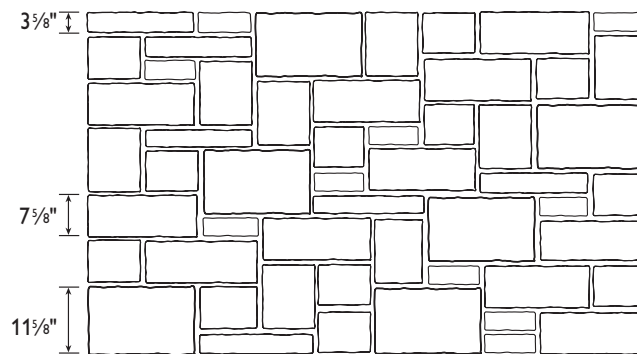
### SMOOTH PATTERN

- 4": 12 pieces
- 8": 16 pieces
- 12": 10 pieces
- 16": 1 piece




### SPLIT PATTERN

- 4": 11 pieces
- 8": 17 pieces
- 12": 10 pieces



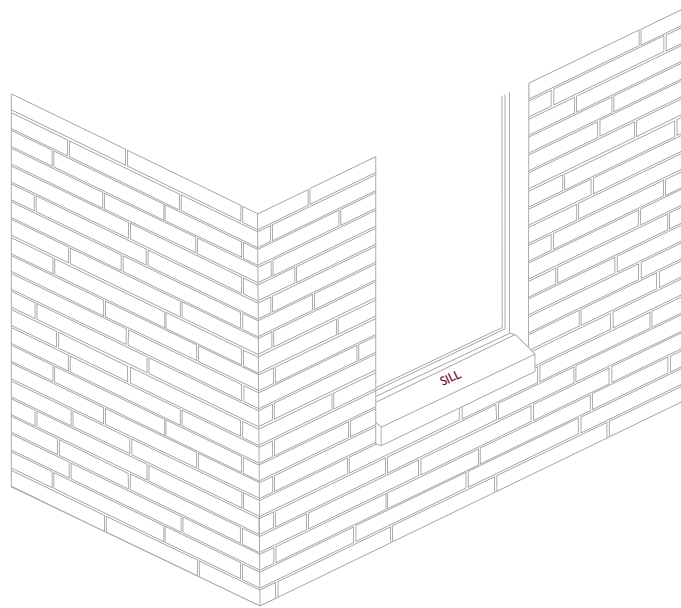
### CHISELED PATTERN

- 4": 11 pieces
- 8": 17 pieces
- 12": 10 pieces

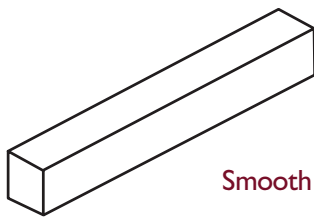


# ARCHITECTURAL MASONRY VENEER - MODERNO SERIES

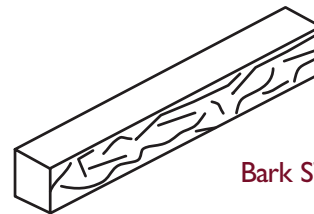
The Moderno Series meets the demand for sleek, elongated contemporary designs pleasing to architects, interior designers and owners who requires a high-end exterior for their project. Not only is the Moderno Series elegant but the color palette offers bright, vibrant colors in unique blended shades of rich earth tones, deep red/burgundy and charcoal. Standard blends are: Commonwealth, Crystal White, Endecott, Light Chestnut, Lily White, Mahogany, Old Ohio, Rattan.



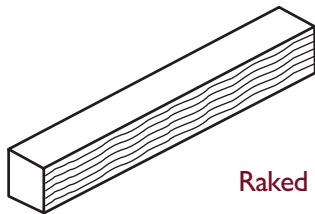
(D)  $3\frac{5}{8}$ " x (H)  $2\frac{1}{4}$ " x (L)  $23\frac{5}{8}$ "



Smooth ST-224S



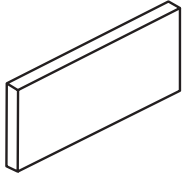
Bark ST-224B



Raked ST-224K

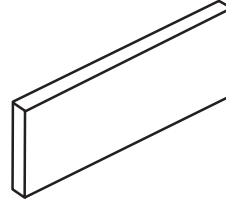
# ARCHITECTURAL MASONRY VENEER - THIN ( $\frac{7}{8}$ " BED DEPTH)

(D)  $\frac{7}{8}$ " x (H)  $7\frac{5}{8}$ " x (L)  $15\frac{5}{8}$ "



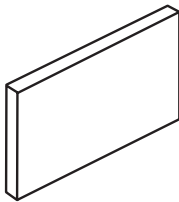
Smooth ST-015-8609

(D)  $\frac{7}{8}$ " x (H)  $7\frac{5}{8}$ " x (L)  $23\frac{5}{8}$ "



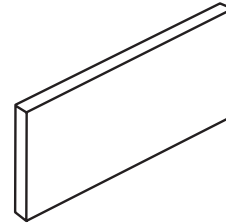
Smooth ST-005-8607

(D)  $\frac{7}{8}$ " x (H)  $11\frac{5}{8}$ " x (L)  $15\frac{5}{8}$ "



Smooth ST-013-8608

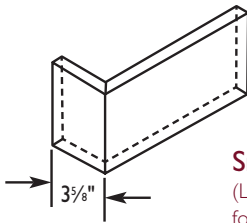
(D)  $\frac{7}{8}$ " x (H)  $11\frac{5}{8}$ " x (L)  $23\frac{5}{8}$ "



Smooth ST-003-8606

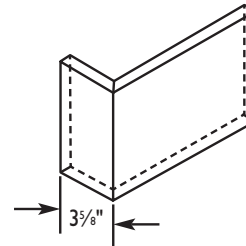
## CORNER RETURNS

(D)  $\frac{7}{8}$ " x (H)  $7\frac{5}{8}$ " x (L)  $11\frac{5}{8}$ "



Smooth ST-005-6528  
(Left Return shown. Flip piece over for Right Return.)

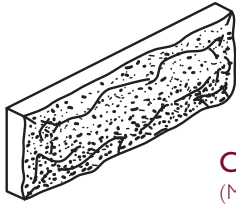
(D)  $\frac{7}{8}$ " x (H)  $11\frac{5}{8}$ " x (L)  $11\frac{5}{8}$ "



Smooth ST-003-6527  
(Left Return shown. Flip piece over for Right Return.)

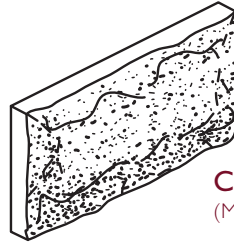
# ARCHITECTURAL MASONRY VENEER - THIN (7/8" BED DEPTH)

(D) 1 3/4" x (H) 7 5/8" x (L) 23 5/8"



**Chiseled ST-205-8611**  
(Mortar bed depth 7/8", total depth 1 3/4")

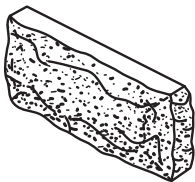
(D) 1 3/4" x (H) 11 5/8" x (L) 23 5/8"



**Chiseled ST-203-8610**  
(Mortar bed depth 7/8", total depth 1 3/4")

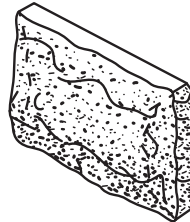
## CORNER RETURNS

(D) 1 3/4" x (H) 7 5/8" x (L) 15 5/8"



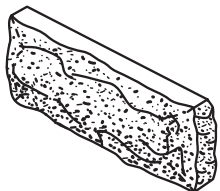
**Chiseled ST-205-16FE-8615**  
(Mortar bed depth 7/8", total depth 1 3/4")

(D) 1 3/4" x (H) 11 5/8" x (L) 15 5/8"



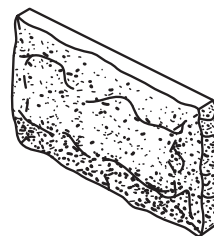
**Chiseled ST-203-16FE-8613**  
(Mortar bed depth 7/8", total depth 1 3/4")

(D) 1 3/4" x (H) 7 5/8" x (L) 19 5/8"



**Chiseled ST-205-FE-8614**  
(Mortar bed depth 7/8", total depth 1 3/4")

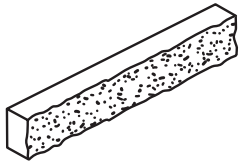
(D) 1 3/4" x (H) 11 5/8" x (L) 19 5/8"



**Chiseled ST-203-FE-8612**  
(Mortar bed depth 7/8", total depth 1 3/4")

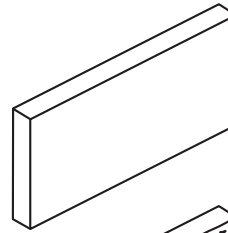
# ARCHITECTURAL MASONRY VENEER - THIN (1<sup>3</sup>/<sub>16</sub>" BED DEPTH)

(D) 1<sup>3</sup>/<sub>16</sub>" x (H) 3<sup>5</sup>/<sub>8</sub>" x (L) 23<sup>5</sup>/<sub>8</sub>"



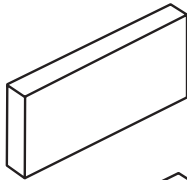
Split ST-304-8073

(D) 1<sup>3</sup>/<sub>16</sub>" x (H) 11<sup>5</sup>/<sub>8</sub>" x (L) 23<sup>5</sup>/<sub>8</sub>"

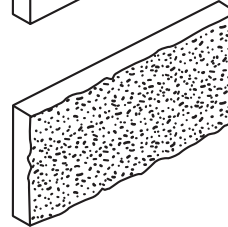


Smooth ST-103-30

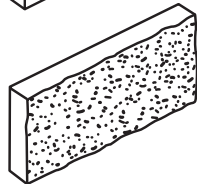
(D) 1<sup>3</sup>/<sub>16</sub>" x (H) 7<sup>5</sup>/<sub>8</sub>" x (L) 15<sup>5</sup>/<sub>8</sub>"



Smooth ST-015-8077

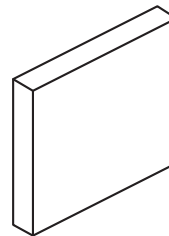


Split ST-303-8075



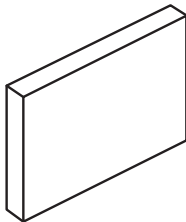
Split ST-315-8076

(D) 1<sup>3</sup>/<sub>16</sub>" x (H) 15<sup>5</sup>/<sub>8</sub>" x (L) 15<sup>5</sup>/<sub>8</sub>"



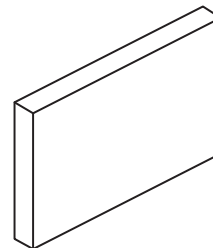
Smooth TH-1041-16

(D) 1<sup>3</sup>/<sub>16</sub>" x (H) 11<sup>5</sup>/<sub>8</sub>" x (L) 15<sup>5</sup>/<sub>8</sub>"



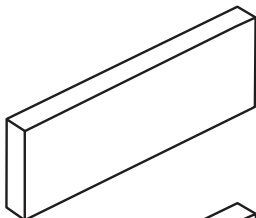
Smooth ST-013-8078

(D) 1<sup>3</sup>/<sub>16</sub>" x (H) 15<sup>5</sup>/<sub>8</sub>" x (L) 23<sup>5</sup>/<sub>8</sub>"



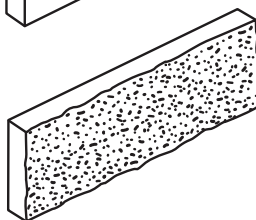
Smooth TH-1041-24

(D) 1<sup>3</sup>/<sub>16</sub>" x (H) 7<sup>5</sup>/<sub>8</sub>" x (L) 23<sup>5</sup>/<sub>8</sub>"

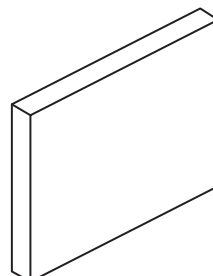


Smooth ST-105-30

(D) 1<sup>3</sup>/<sub>16</sub>" x (H) 23<sup>5</sup>/<sub>8</sub>" x (L) 23<sup>5</sup>/<sub>8</sub>"



Split ST-305-8074



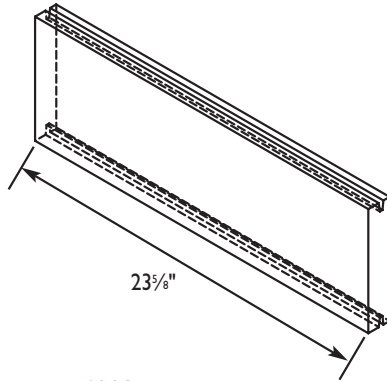
Smooth TH-1042-24



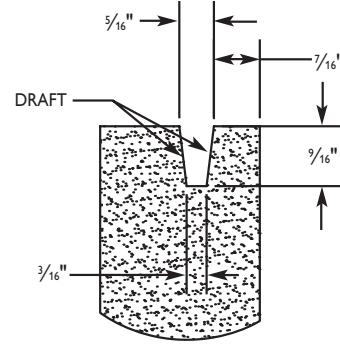
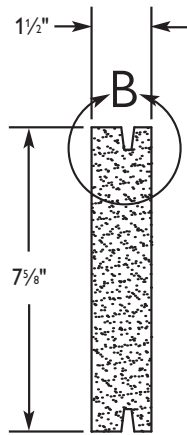
# ARCHITECTURAL MASONRY VENEER - THIN (TRACK)

This Architectural Masonry Veneer Thin product is sold in conjunction with the FastTrack Installation System and should be engineered and estimated according to the project scope.

## SMOOTH

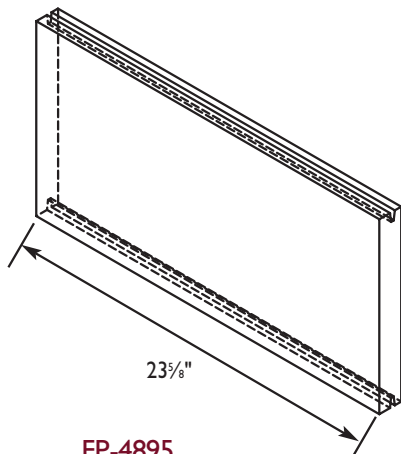


FP-4893

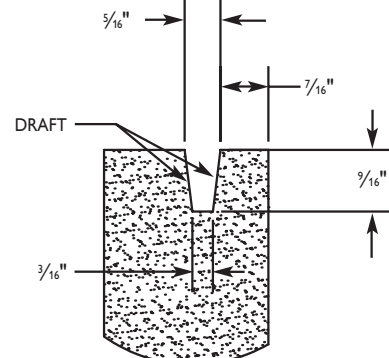
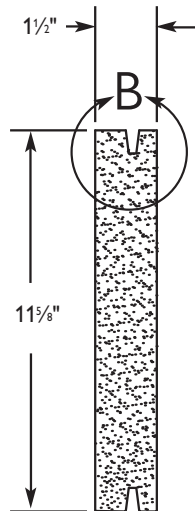


DETAIL B

Slot on Top and Bottom of Panel



FP-4895




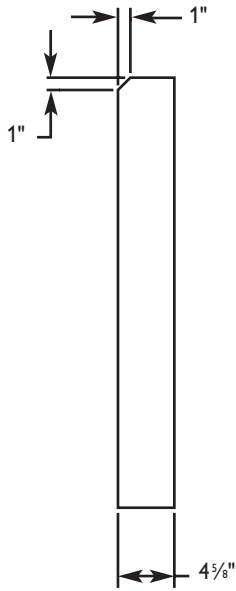
DETAIL B

Slot on Top and Bottom of Panel




# BASE PANELS

Base panels are available in the following standard lengths: 23<sup>5</sup>/<sub>8</sub>" , 27<sup>5</sup>/<sub>8</sub>" , 31<sup>5</sup>/<sub>8</sub>" , 47<sup>5</sup>/<sub>8</sub>". Also available in the following standard heights: 7<sup>5</sup>/<sub>8</sub>" , 11<sup>5</sup>/<sub>8</sub>" , 15<sup>5</sup>/<sub>8</sub>" , 23<sup>5</sup>/<sub>8</sub>" , 31<sup>5</sup>/<sub>8</sub>" , 35<sup>5</sup>/<sub>8</sub>".



Left Return



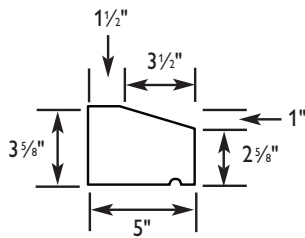
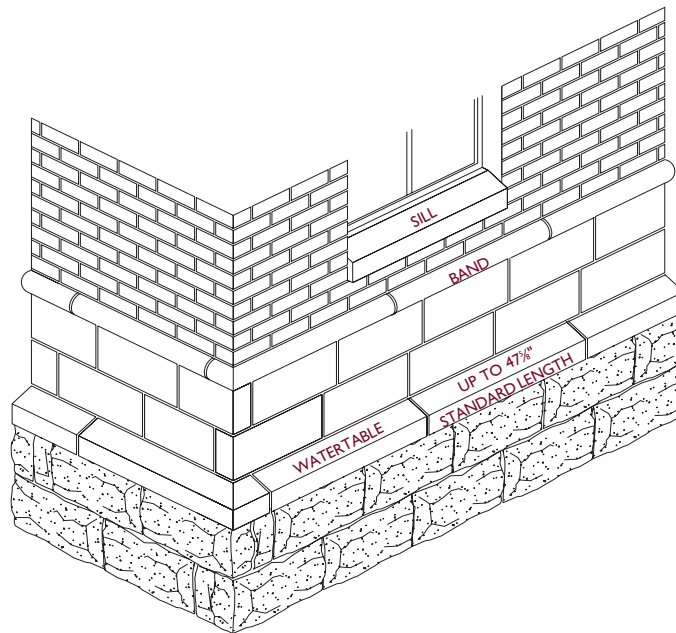
Straight



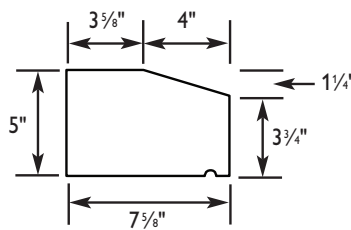
Right Return

# SILLS / WATERTABLES

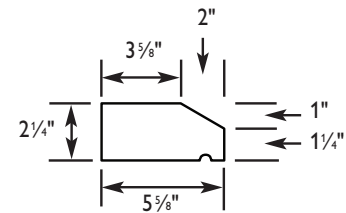
RockCast Custom Cast Stone is available in custom sizes to meet your design needs. Units are manufactured in standard 47 $\frac{5}{8}$ " lengths unless otherwise indicated or due to weight of the piece. Some profiles come standard with a drip edge of 1" from face. Please reference Shop Drawings for verification. Sill profiles available with lugs, see associate for details.



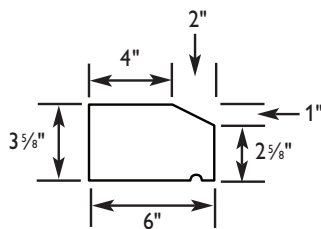
**SL-100**



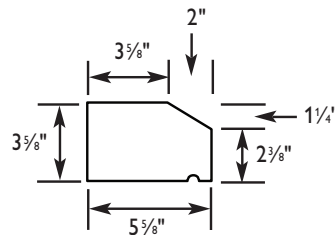
**SL-200**



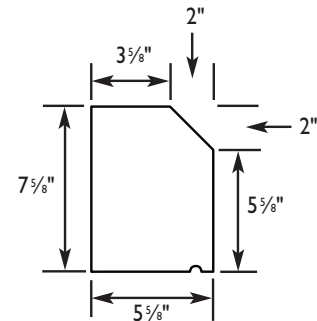
**SL-225**  
(Standard length 23 $\frac{5}{8}$ " )



**SL-325**

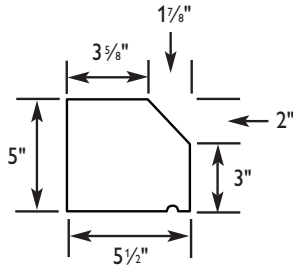


**SL-350**

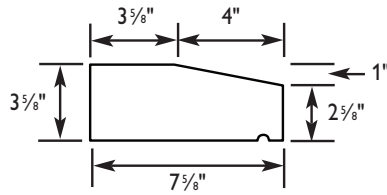


**SL-375**

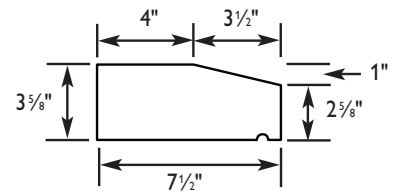
# SILLS / WATERTABLES



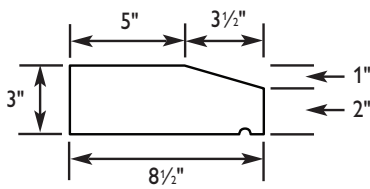
**SL-400**



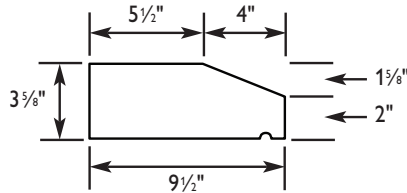
**SL-440**



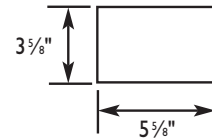
**SL-465**



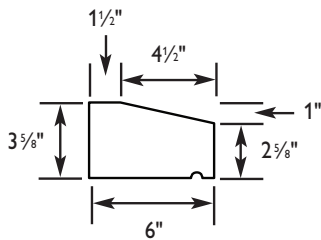
**SL-485**  
(Standard length 35 3/8")



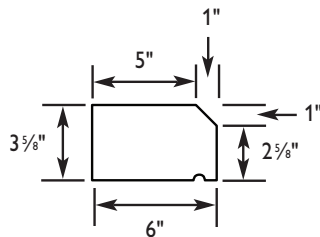
**SL-490**



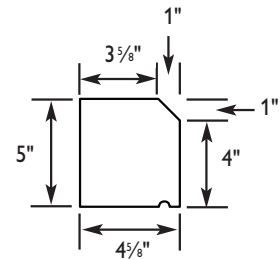
**SL-500**



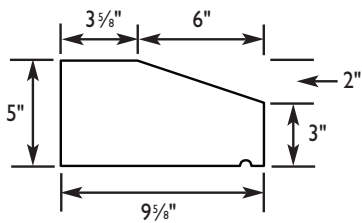
**SL-7315**



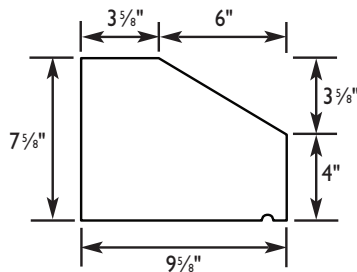
**BA-6496**



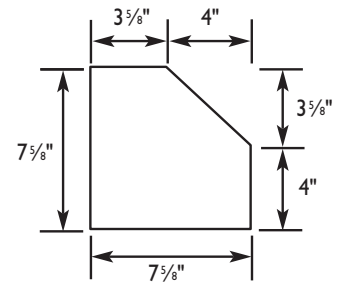
**BA-6495**



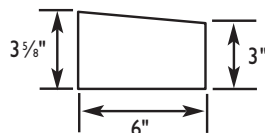
**WT-650**



**WT-675**

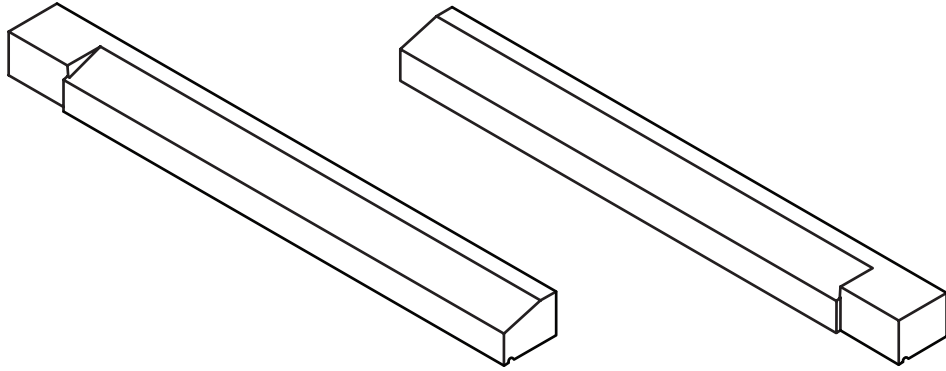


**WT-700**



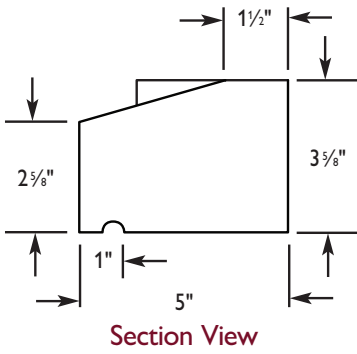
**WT-800**

# SILLS / WATERTABLES (LUGS)

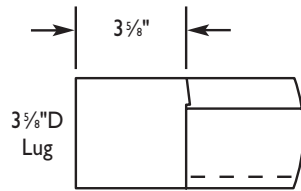


Left Return

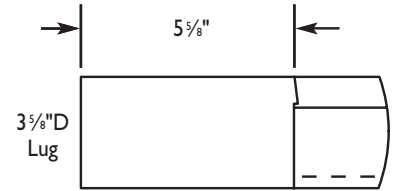
Right Return




## ELEVATION VIEW OPTIONS



SL-2416



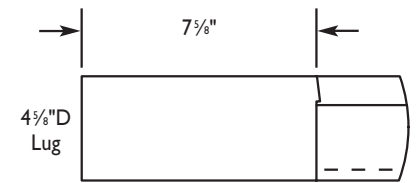
SL-2430



SL-2431

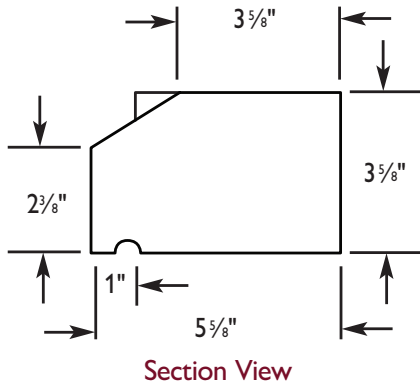


SL-2417

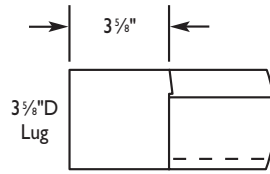


SL-2418

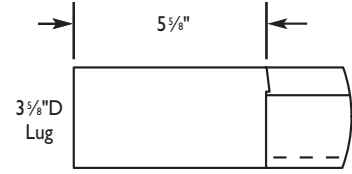
# SILLS / WATERTABLES (LUGS)




## ELEVATION VIEW OPTIONS



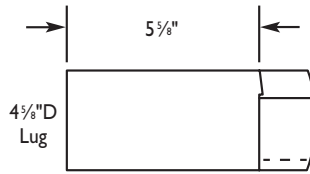
SL-2422



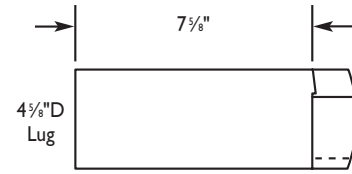
SL-2434



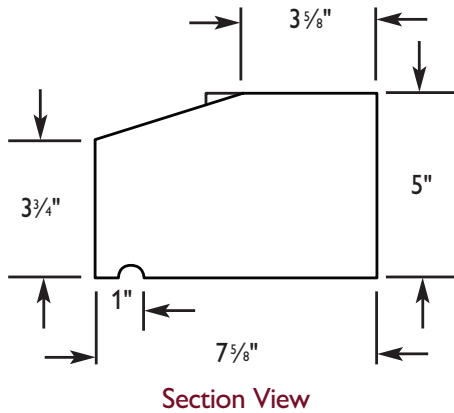
SL-2435



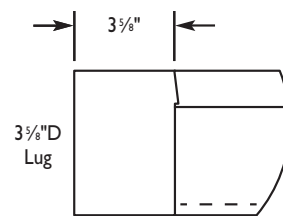
SL-2423



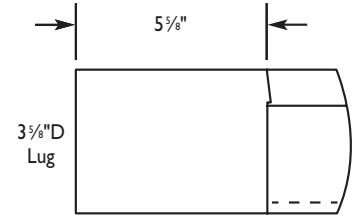
SL-2424



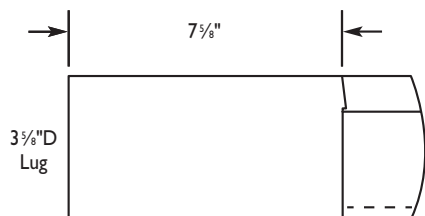
## ELEVATION VIEW OPTIONS



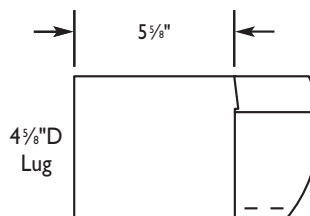
SL-2419



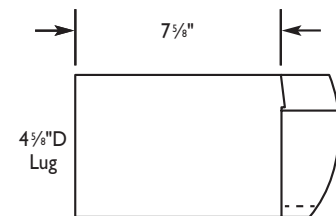
SL-2432



SL-2433



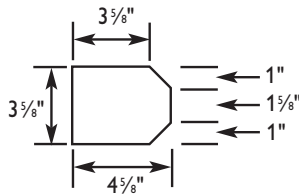
SL-2420



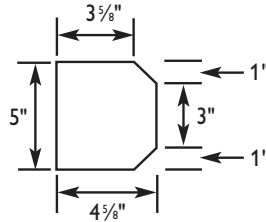
SL-2421

# WATERTABLES / BANDS / HEADERS

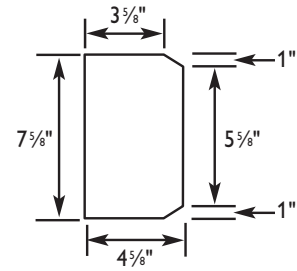
RockCast Custom Cast Stone is available in custom sizes to meet your design needs. Units are manufactured in standard  $47\frac{5}{8}$ " lengths unless otherwise indicated or due to weight of the piece. Some profiles come standard with a drip edge of 1" from face. Please reference Shop Drawings for verification.



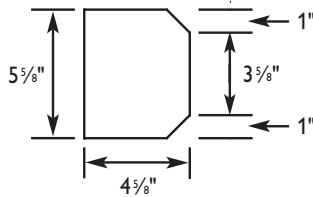
**WT-825**



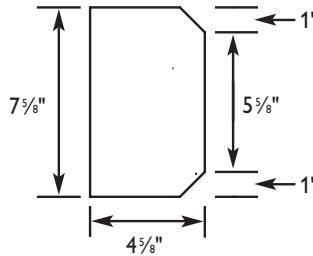
**WT-875**



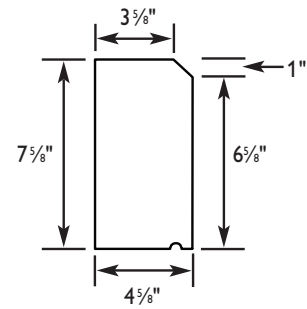
**WT-900**



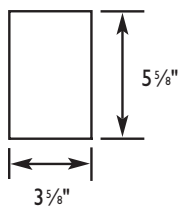
**HD-2258**



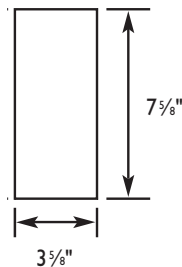
**HD-2257**



**PA-2118(DE)**



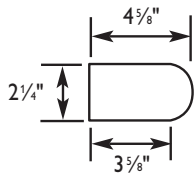
**HD-2256**



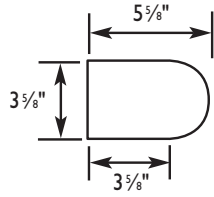
**BA-100**



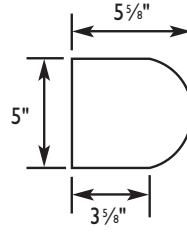
# WATERTABLES / BANDS



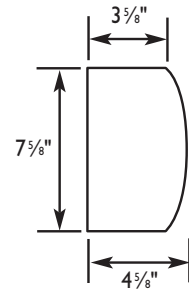
**BN-050**  
(Standard length 23 5/8")



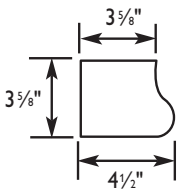
**BN-100**



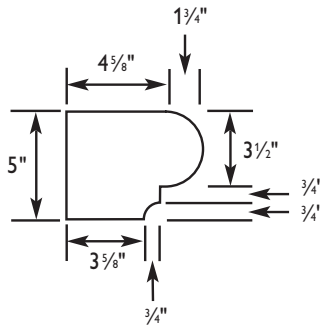
**BN-175**



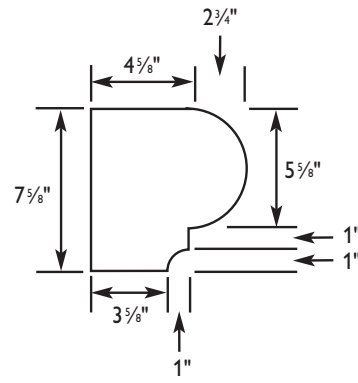
**BN-200**



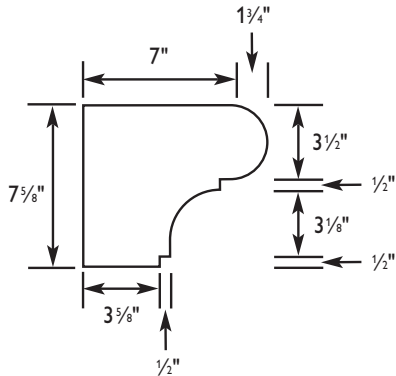
**WT-100**



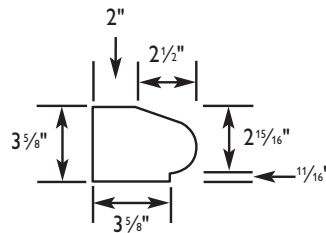
**WT-250**



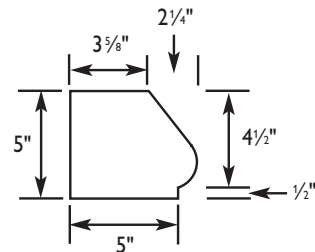
**WT-275**



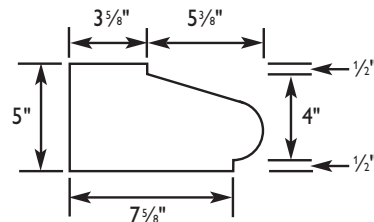
**WT-290**



**WT-500**



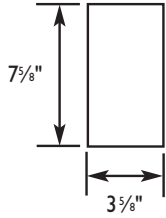
**WT-550**



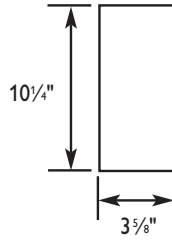
**WT-575**

# BANDS / HEADERS

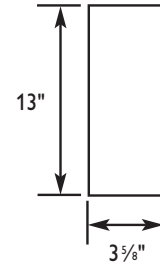
## STANDARD



**BA-100**  
3-Course Standard

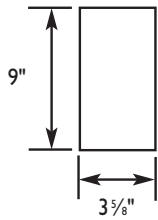


**BA-101**  
4-Course Standard

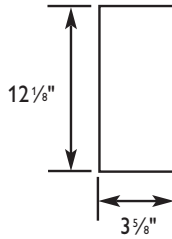


**BA-102**  
5-Course Standard

## OVERSIZED

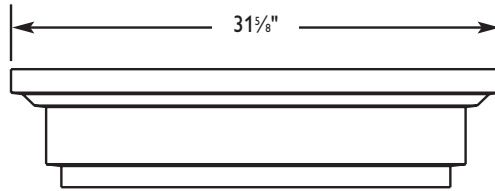
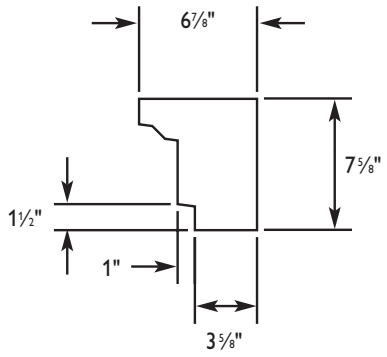


**BA-103**  
3-Course Oversized

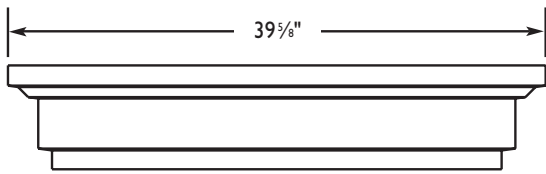


**BA-104**  
4-Course Oversized

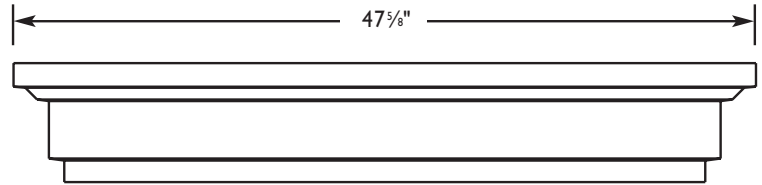
# WATERTABLES / BANDS / HEADERS



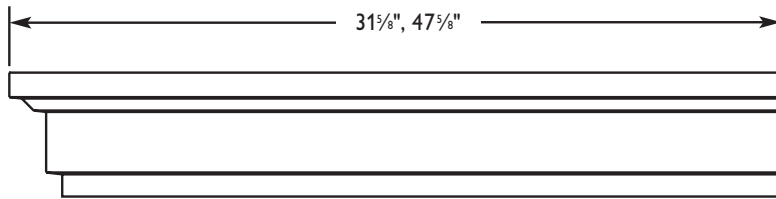
HD-2301




HD-2302



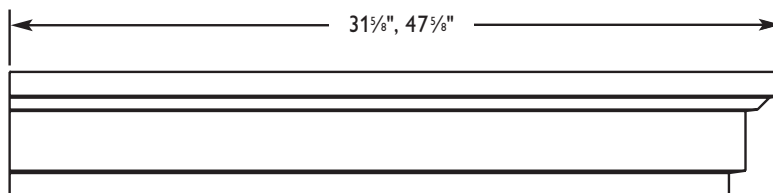
HD-2303



HD-2259 Left Return

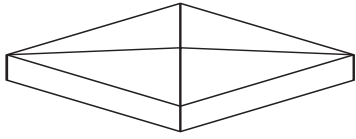


HD-2259

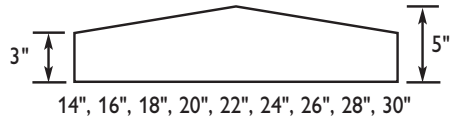


HD-2259 Right Return

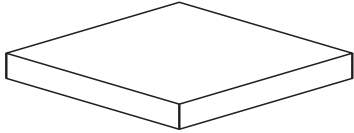
# COPINGS / CAPS



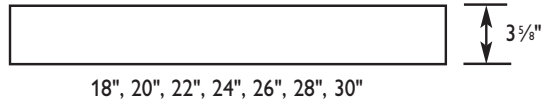
**Pyramid**



**CP-400**

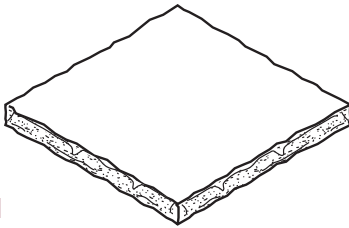


**Flat**

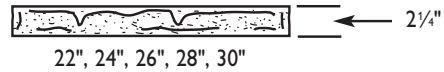


**CP-900**

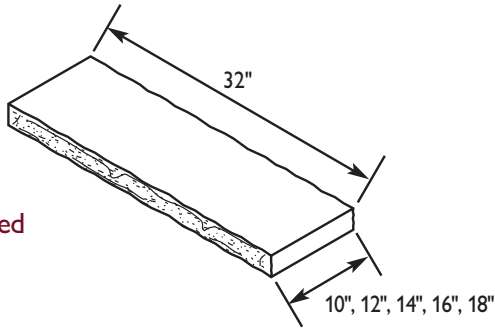
*NOTE: Flat caps can also be used as Medallions.*



**Chiseled**



**CP-2079**

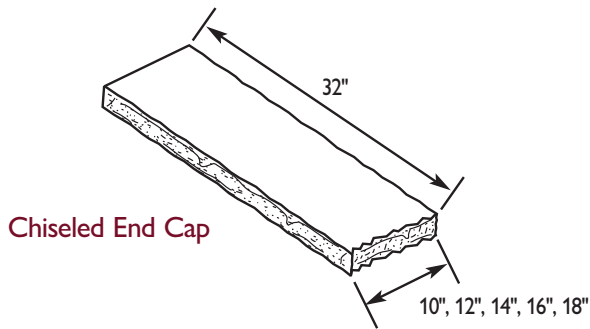


**Chiseled**



**CP-2120**

*NOTE: Due to the chiseled textured edges, width will vary having areas up to 1\" less than the maximum widths listed.*



**Chiseled End Cap**

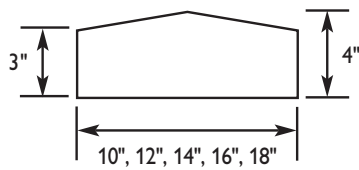
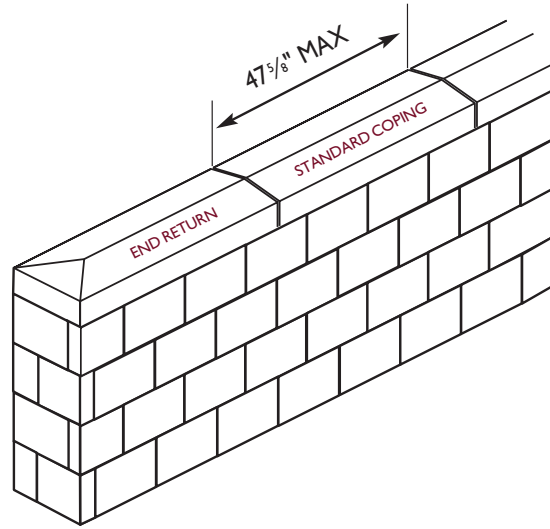


**CP-2120E**

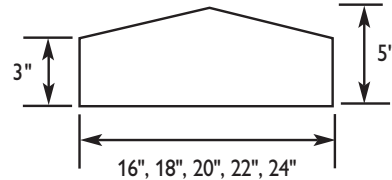
*NOTE: Due to the chiseled textured edges, width will vary having areas up to 1\" less than the maximum widths listed.*

# COPINGS / CAPS

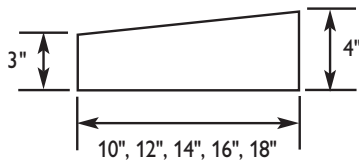
RockCast Custom Cast Stone is available in custom sizes to meet your design needs. Units are manufactured in standard 47 $\frac{5}{8}$ " lengths unless otherwise indicated or due to weight of the piece. Profiles available with a drip edge. Please reference Shop Drawings for verification.



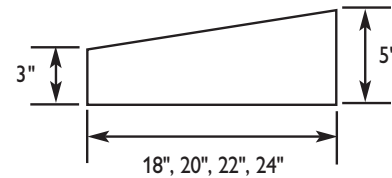
CO-100



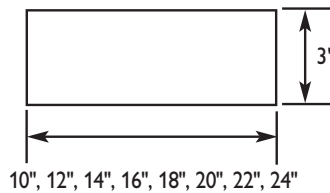
CO-200



CO-300

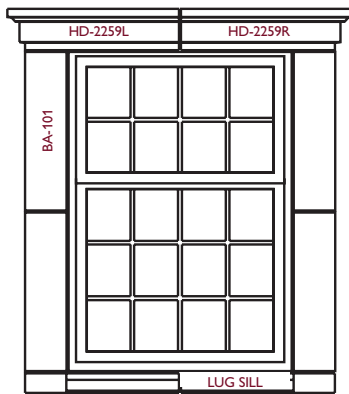
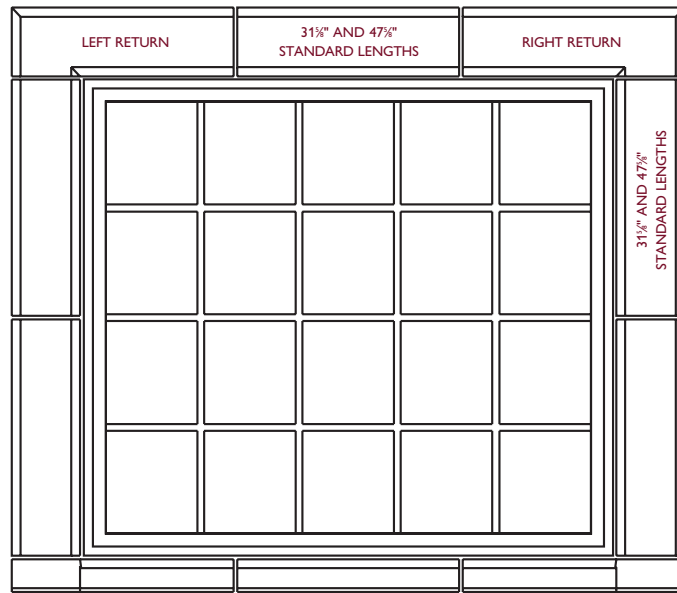


CO-400

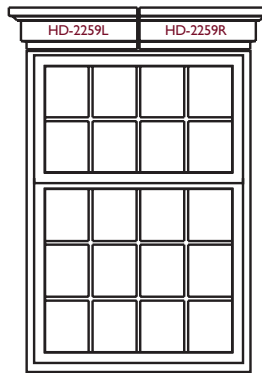


CO-500

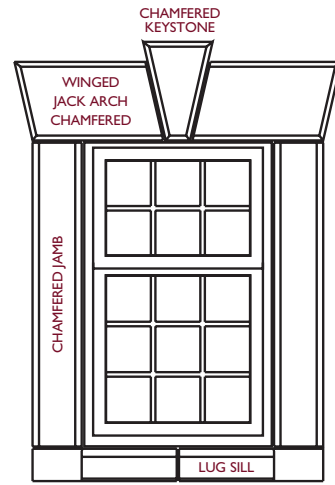
# HEADERS / SURROUNDS



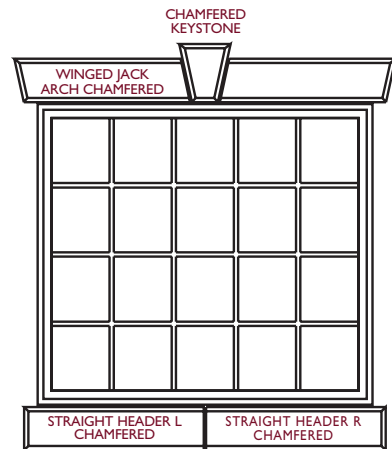
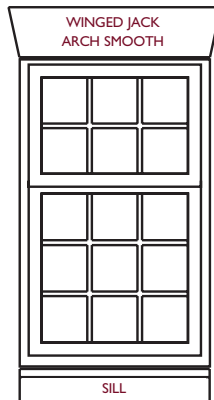

Colonial Header with Legs



Colonial Header

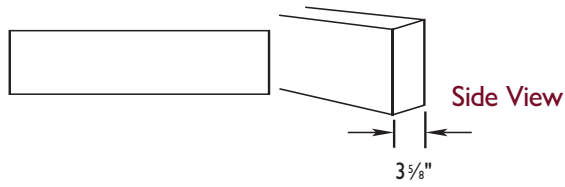


Winged Jack Arch with Legs



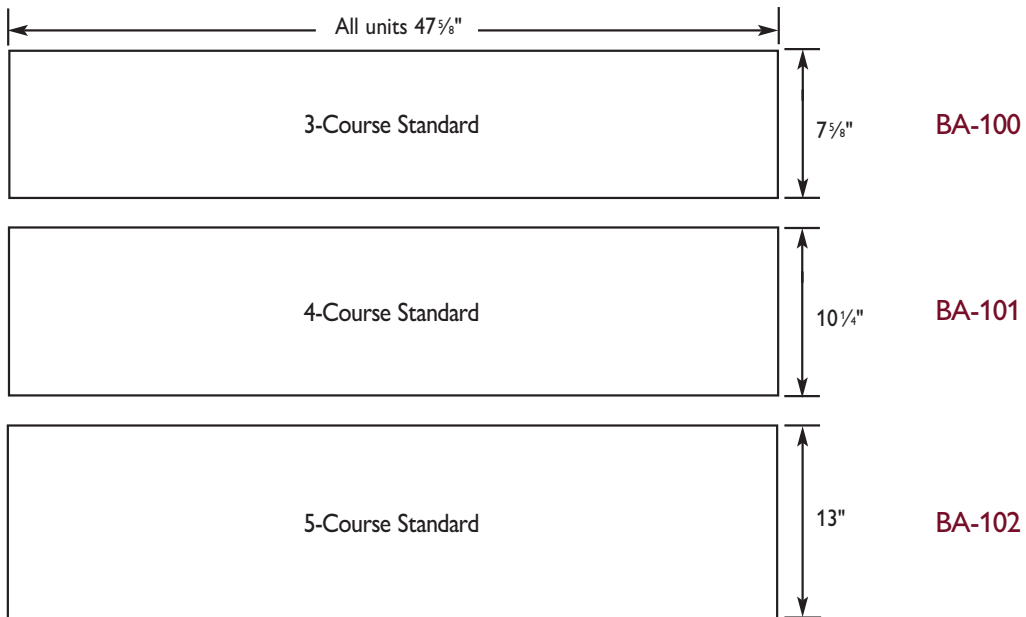
Jack Arch Header

# SURROUNDS

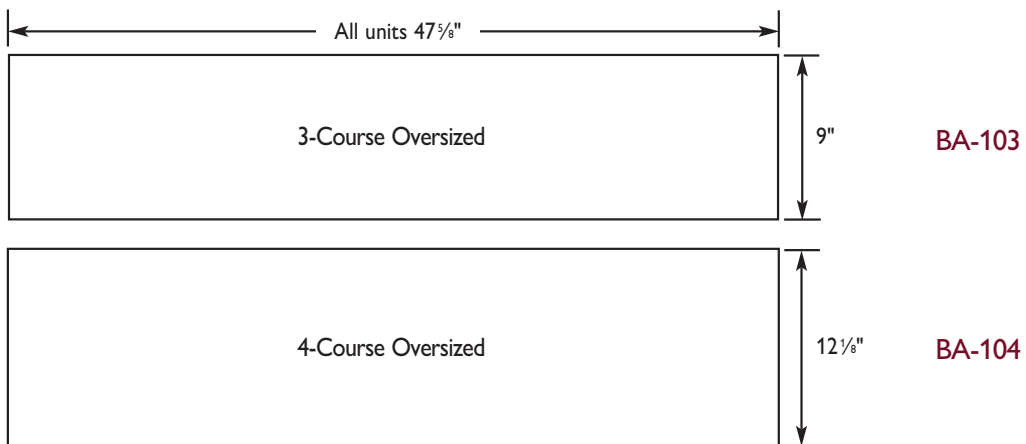


Jack Arch sets can be produced by custom cutting lintels/bands on-the-job and used with a RockCast Keystone.

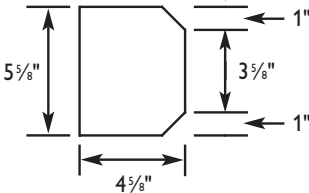
## STANDARD



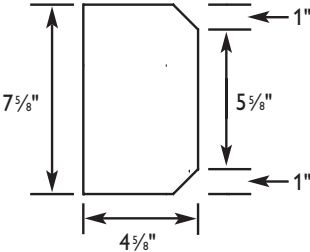
## OVERSIZED



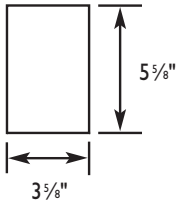
# HEADERS / SURROUNDS



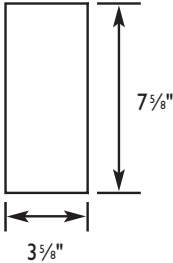
HD-2258



HD-2257



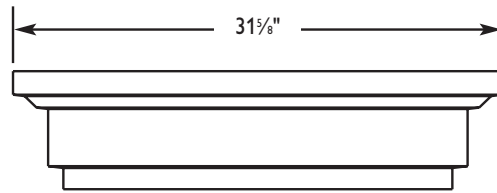
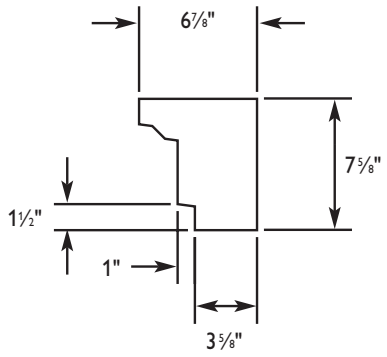
HD-2256



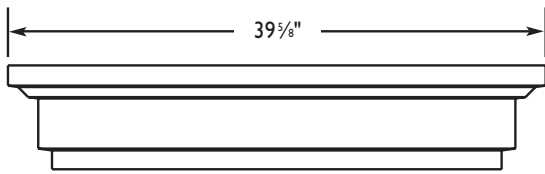
BA-100



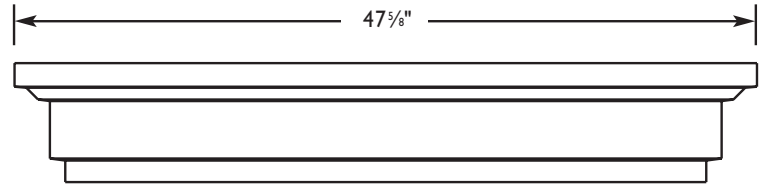
# HEADERS / SURROUNDS



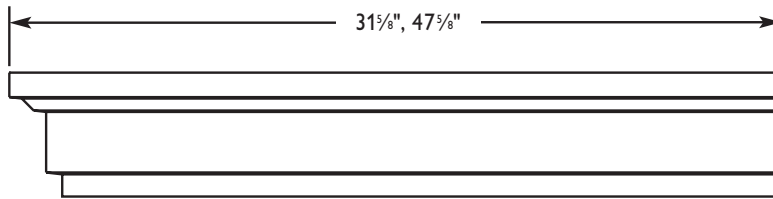
HD-2301




HD-2302



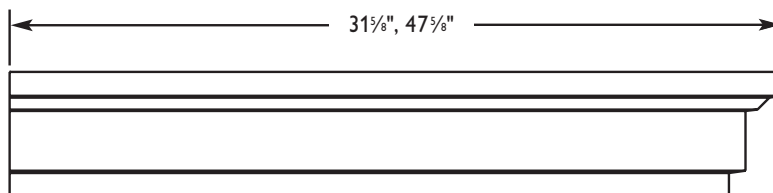
HD-2303



HD-2259 Left Return



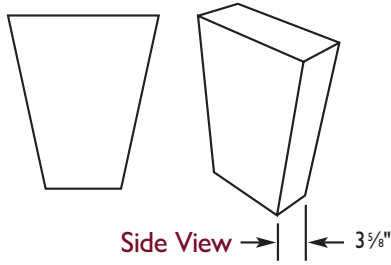
HD-2259



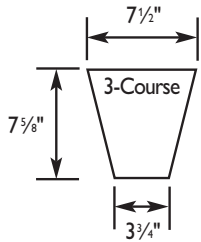
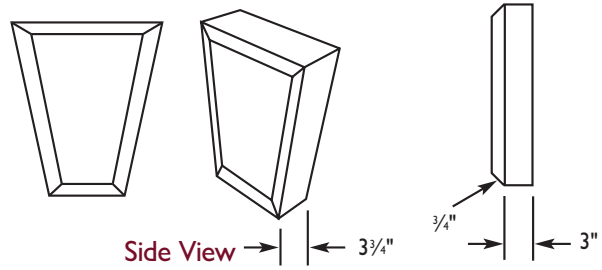
HD-2259 Right Return

# KEYSTONES

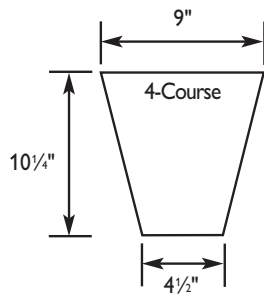
## PLAIN



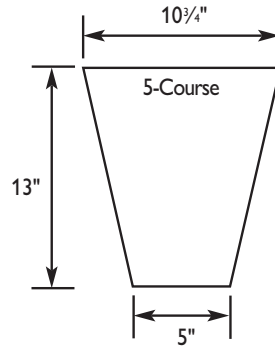
## CHAMFERED



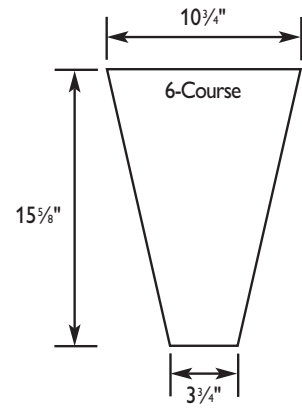
**KY-300** Plain  
**KY-310** Chamfered



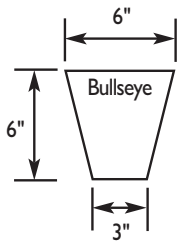
**KY-400** Plain  
**KY-410** Chamfered



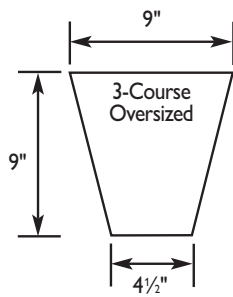
**KY-700** Plain  
**KY-710** Chamfered



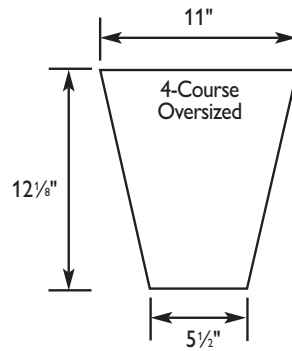
**KY-800** Plain  
**KY-810** Chamfered



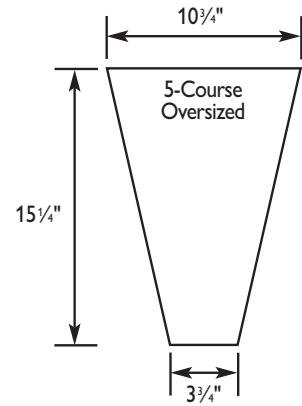
**KY-200** Plain  
**KY-210** Chamfered



**KY-320** Plain  
**KY-330** Chamfered



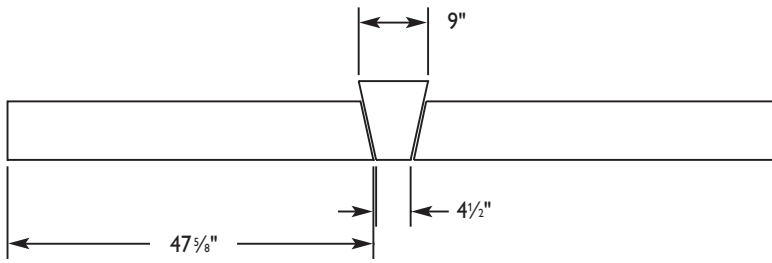
**KY-420** Plain  
**KY-430** Chamfered



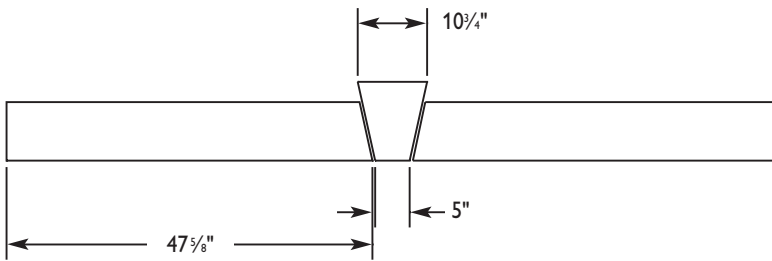
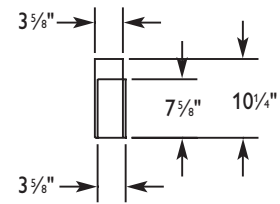
**KY-600** Plain  
**KY-610** Chamfered

# KEYSTONES / JACK ARCHES (PLAIN)

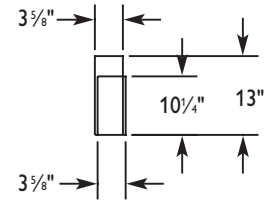
## STRAIGHT



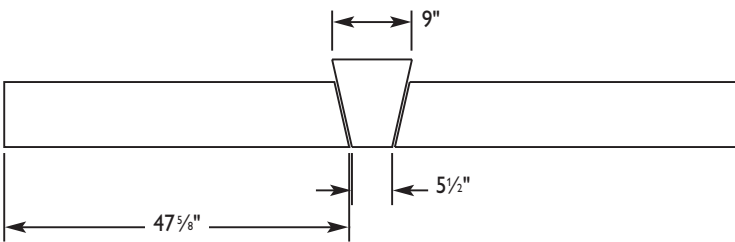
4-Course, (Keystone KY-400)



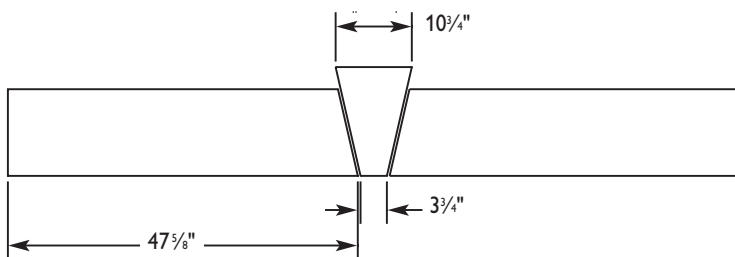
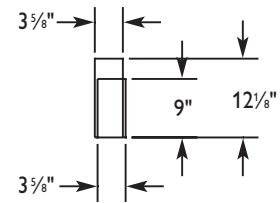
5-Course, (Keystone KY-700)



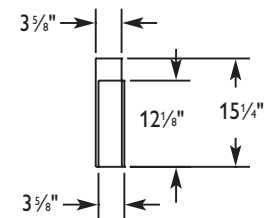
## OVERSIZED STRAIGHT



4-Course, (Keystone KY-420)

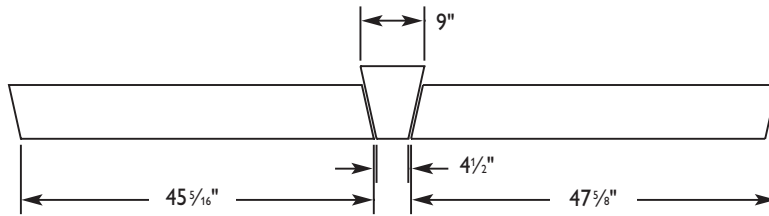


5-Course, (Keystone KY-600)

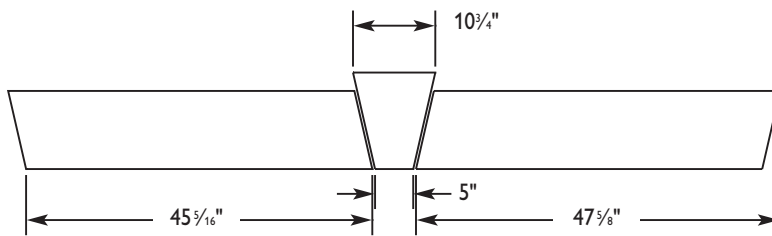
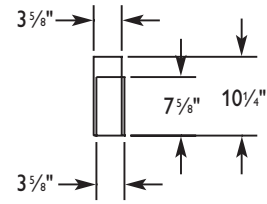


# KEYSTONES / JACK ARCHES (PLAIN)

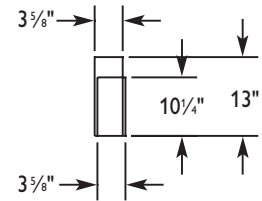
## WINGED



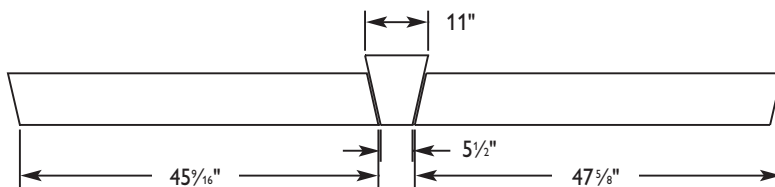
4-Course, (Keystone KY-400)



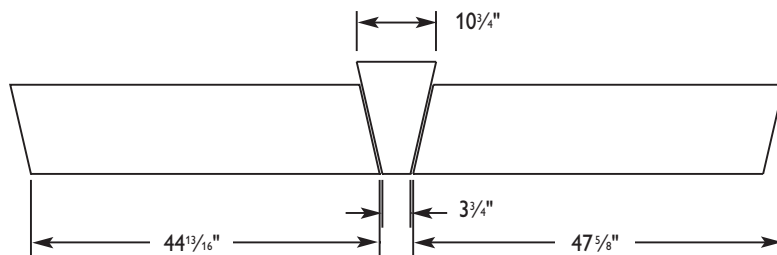
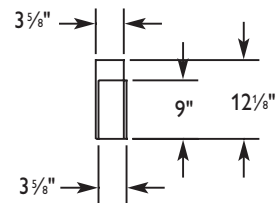
5-Course, (Keystone KY-700)



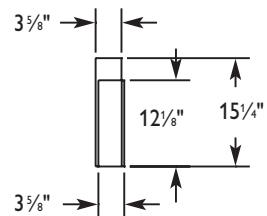
## OVERSIZED WINGED



4-Course, (Keystone KY-420)

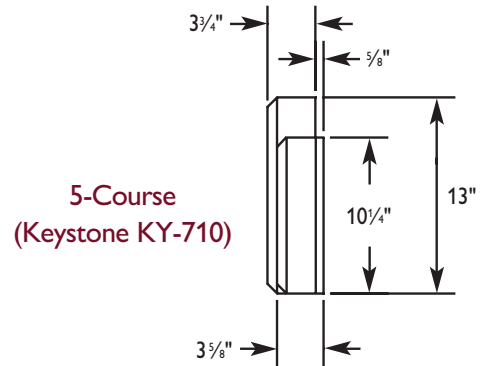
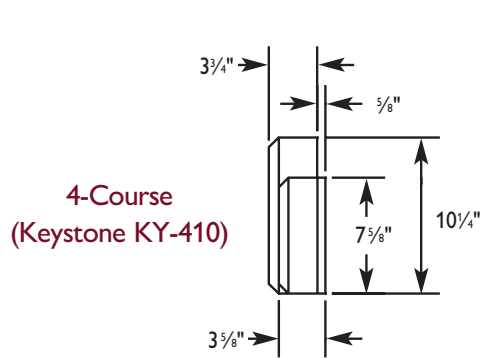
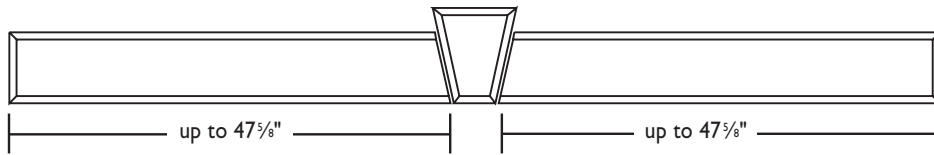


5-Course, (Keystone KY-600)

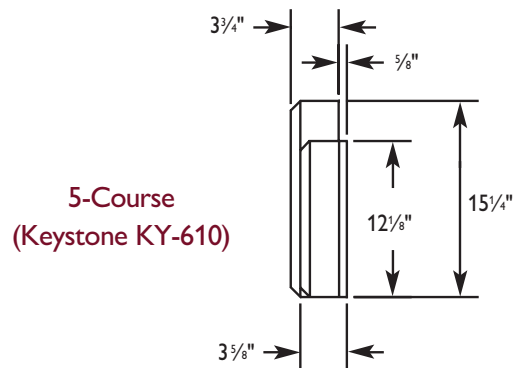
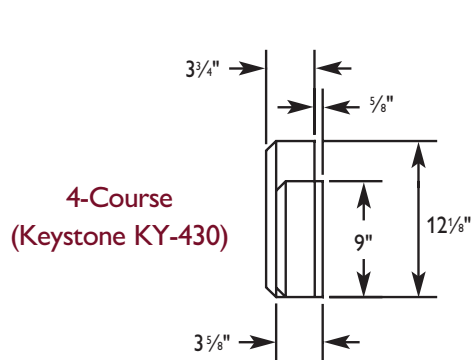
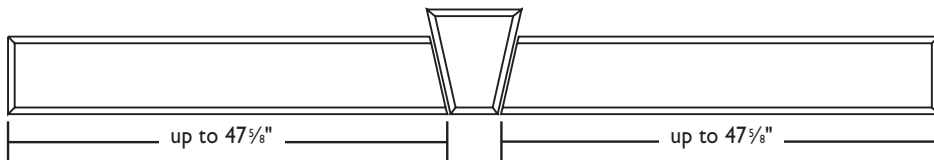


# KEYSTONES / JACK ARCHES (CHAMFERED)

## STRAIGHT

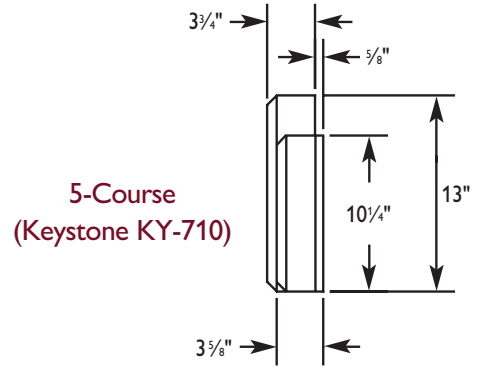
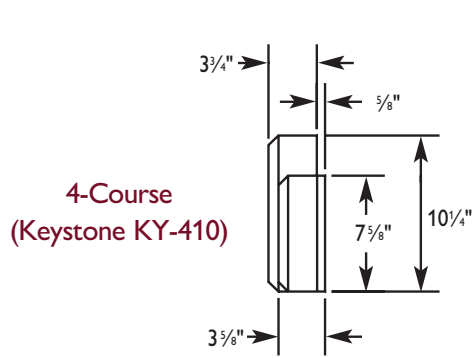



## OVERSIZED STRAIGHT

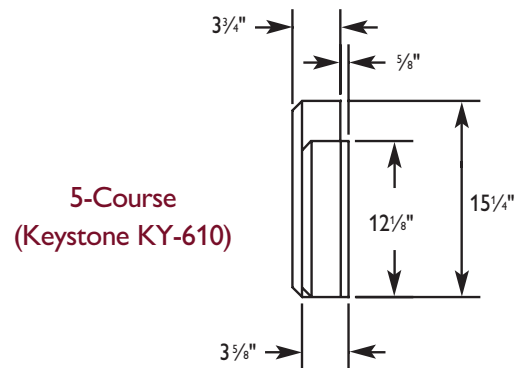
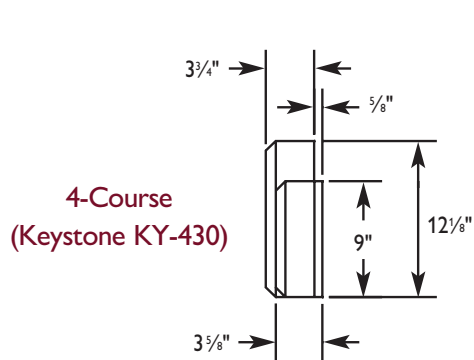



# KEYSTONES / JACK ARCHES (CHAMFERED)

## WINGED

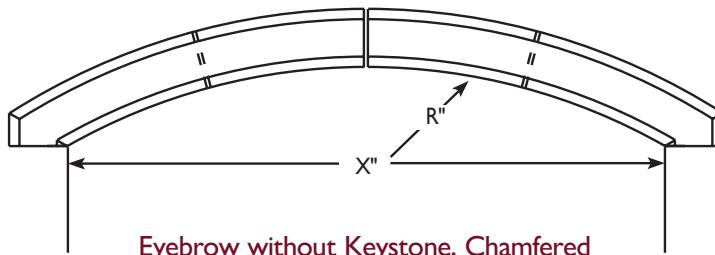
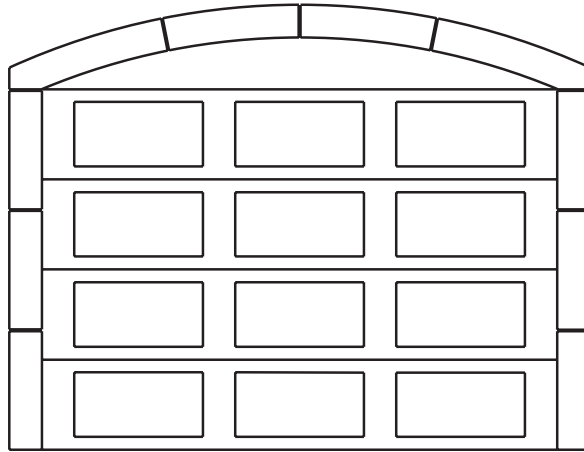


## OVERSIZED WINGED

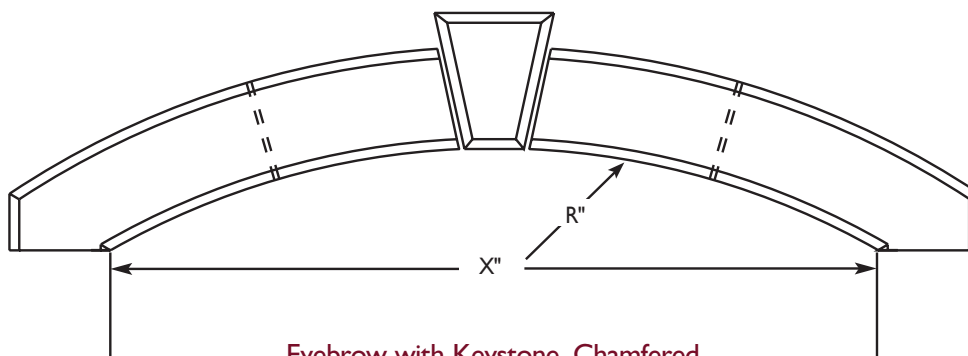


# KEYSTONES / FLEX ARCHES

RockCast Flex Arches are available in custom sizes to meet your design needs. When ordering, please specify opening width (X) and radius (R). Additional joints will be added depending on the width of the opening. Units are available in Smooth or Chamfered in 5 $\frac{5}{8}$ " and 7 $\frac{5}{8}$ " heights. RockCast Flex Arches match HD-2257, HD-2258, HD-2256 and BA-100 for jambs and legs.



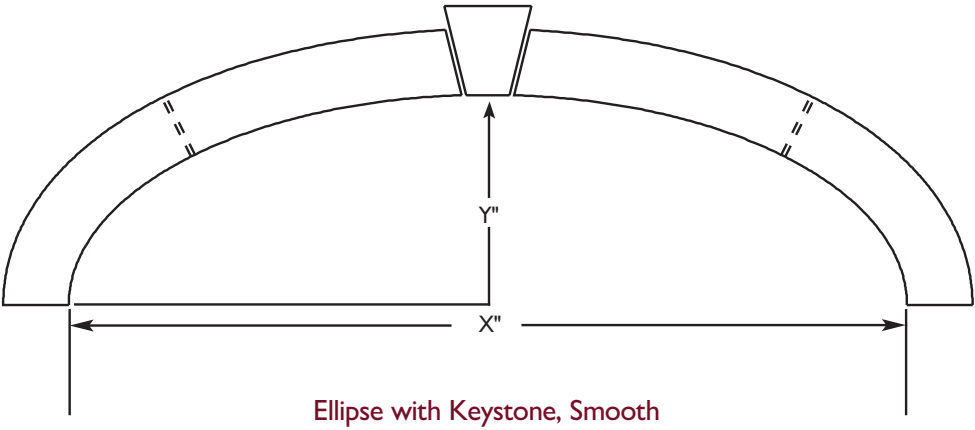
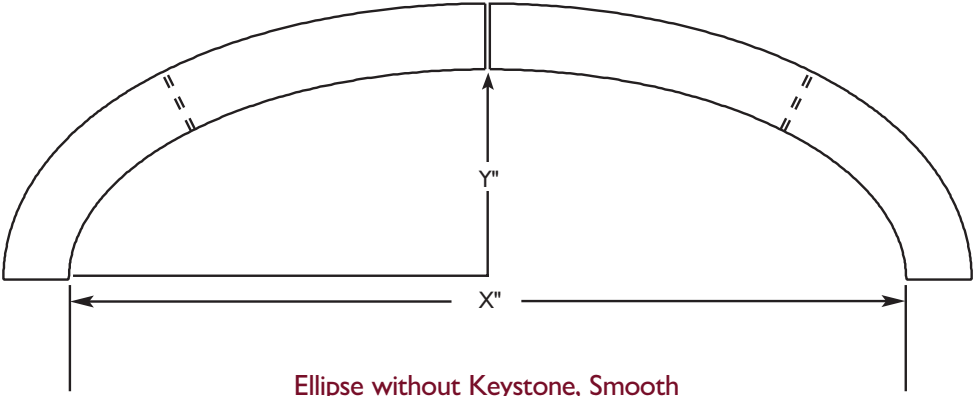

Eyebrow without Keystone, Chamfered



Eyebrow with Keystone, Chamfered

# KEYSTONES / FLEX ARCHES

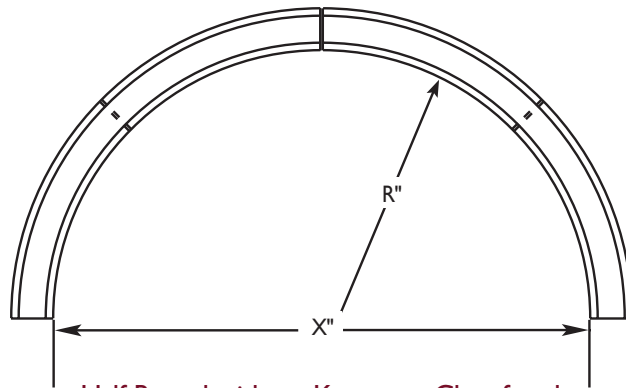

RockCast Flex Arches are available in custom sizes to meet your design needs. When ordering, please specify opening width (X) and opening height (Y). Additional joints will be added depending on the width of the opening. Units are available in Smooth or Chamfered in 5 $\frac{5}{8}$ " and 7 $\frac{5}{8}$ " heights. RockCast Flex Arches match HD-2257, HD-2258, HD-2256 and BA-100 for jambs and legs.



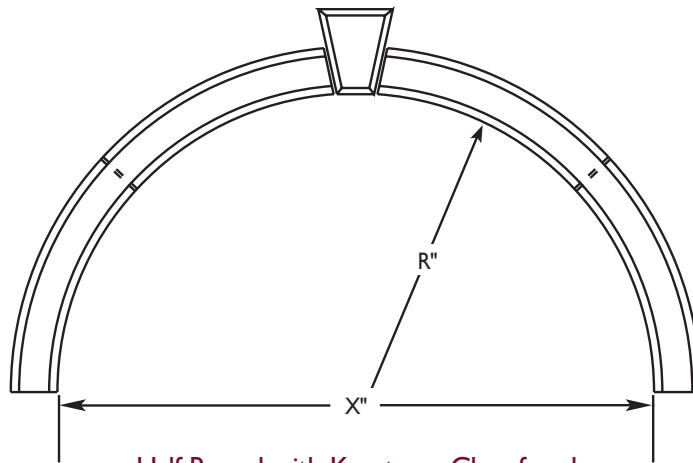


# KEYSTONES / FLEX ARCHES

RockCast Flex Arches are available in custom sizes to meet your design needs. When ordering, please specify opening width (X) and radius (R). Additional joints will be added depending on the width of the opening. Units are available in Smooth or Chamfered in 5 $\frac{5}{8}$ " and 7 $\frac{5}{8}$ " heights. RockCast Flex Arches match HD-2257, HD-2258, HD-2256 and BA-100 for jambs and legs.

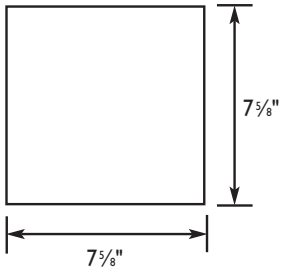
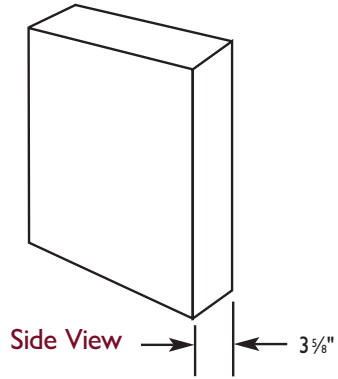



Half Round without Keystone, Chamfered

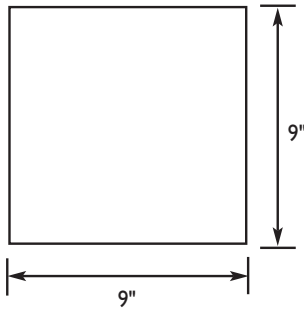


Half Round with Keystone, Chamfered

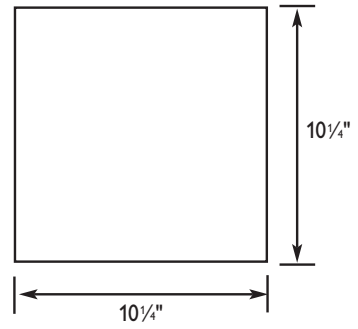
# MEDALLIONS



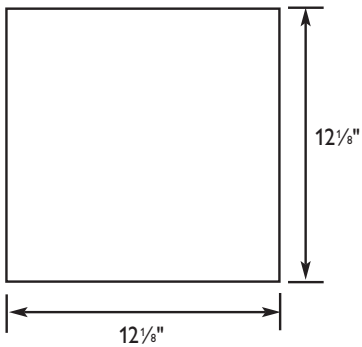
QM-340



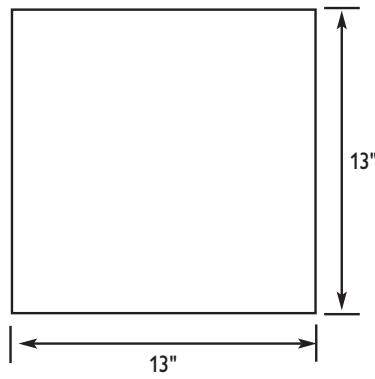
QM-440



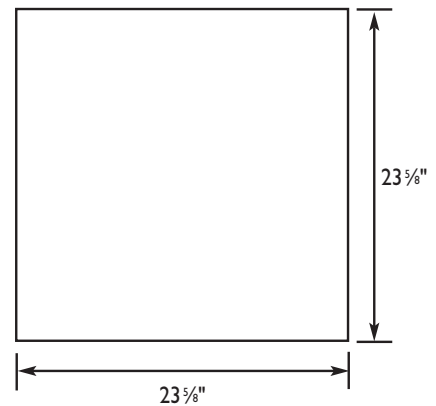
QM-540



QM-640



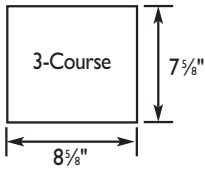
QM-740



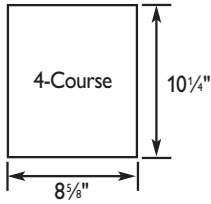
QM-840

# QUOINS

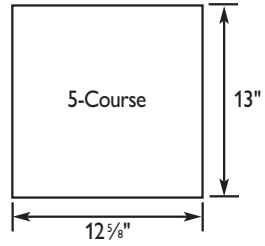
## STANDARD



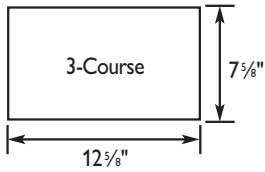
**QM-300**



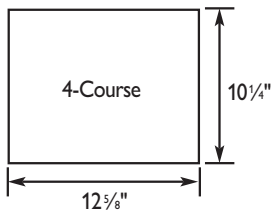
**QM-400**



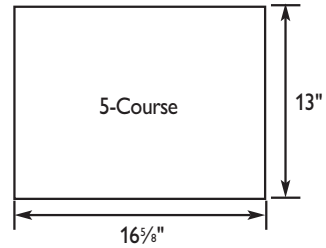
**QM-500**



**QM-310**

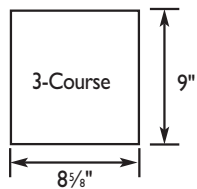


**QM-410**

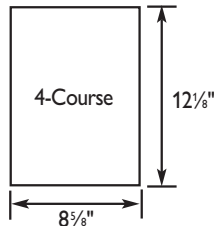


**QM-510**

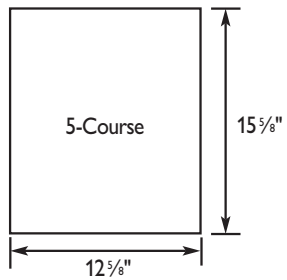
## OVERSIZED



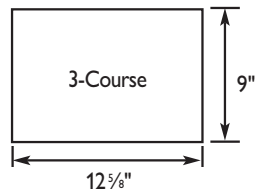
**QM-320**



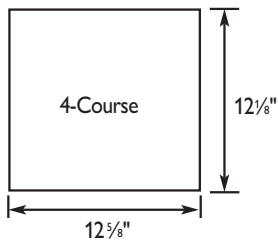
**QM-420**



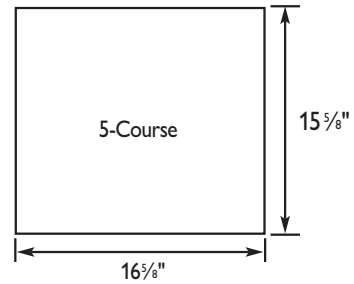
**QM-520**



**QM-330**

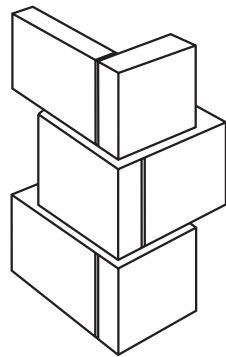


**QM-430**

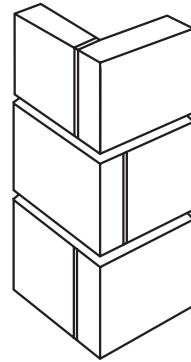


**QM-530**

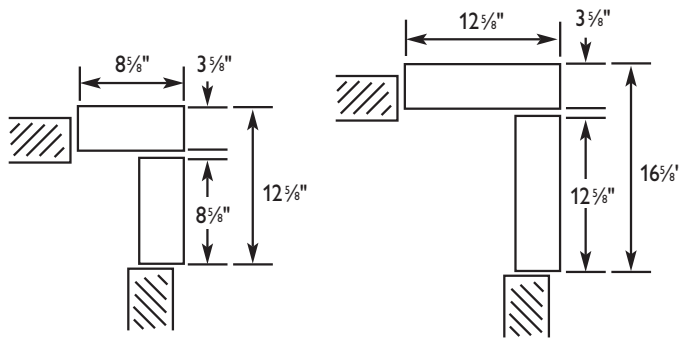
# QUOIN APPLICATIONS



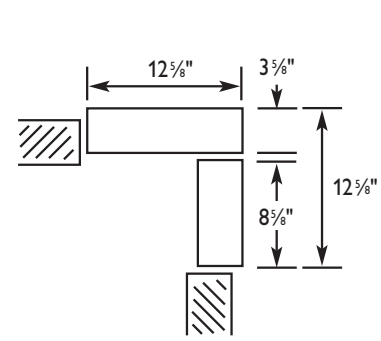
Staggered



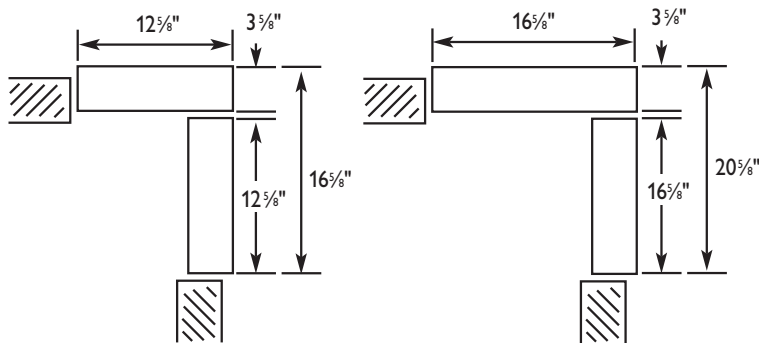
In-Line



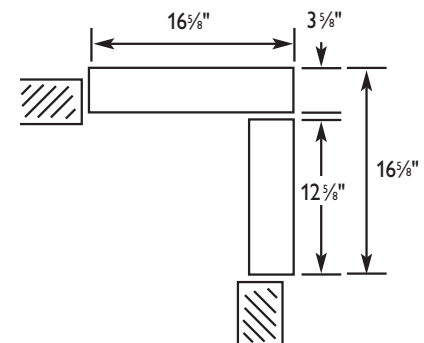
3- and 4-Course Staggered Corners



3- and 4-Course In-Line Corners

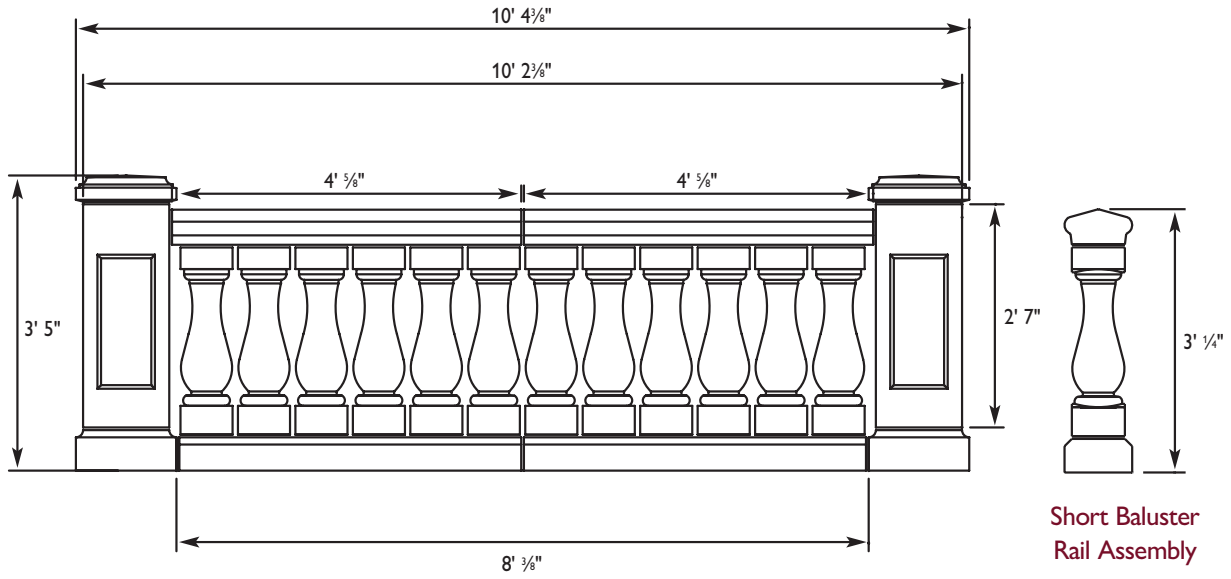


5-Course Staggered Corners

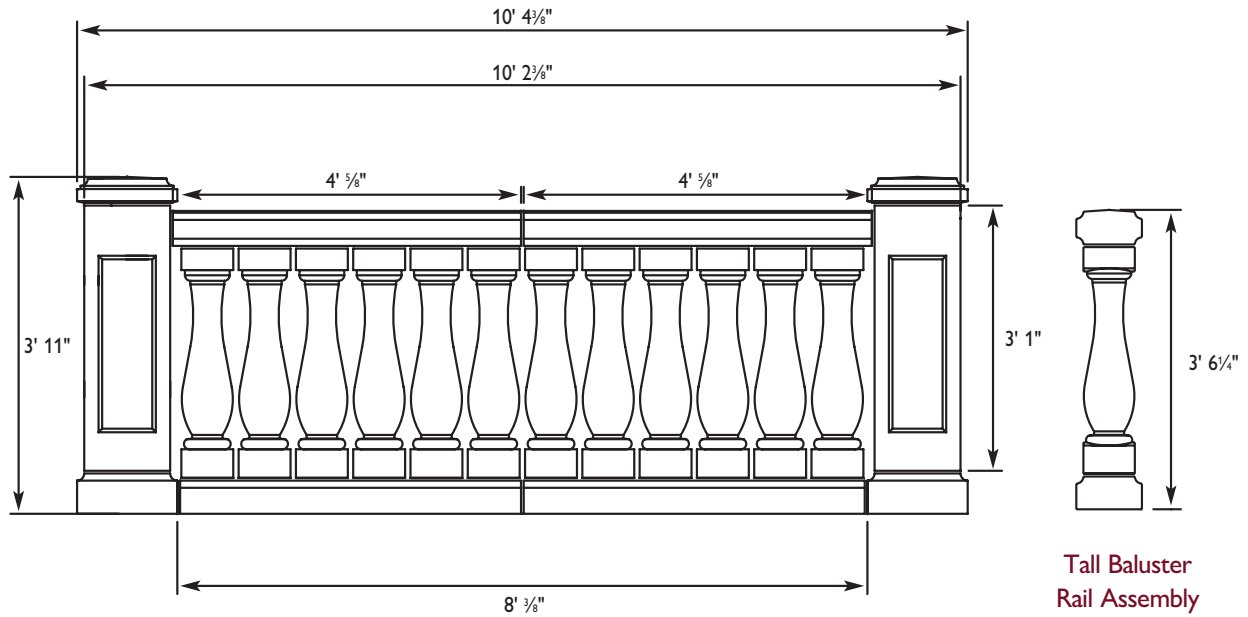


5-Course In-Line Corners

# BALUSTERS



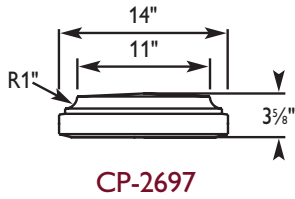
Short Baluster Assembly



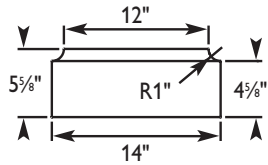
Tall Baluster Assembly

# BALUSTERS

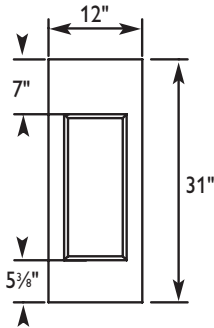
Newel posts available with recessed panel on 1, 2, 3 or all 4 faces. See newel post Easy Order Forms for details.



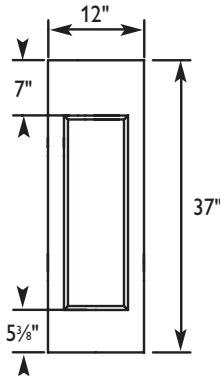
CP-2697



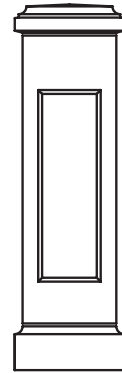
MS-2585



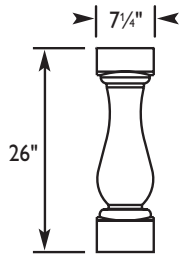
MS-2584



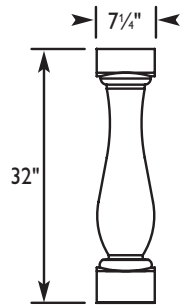
MS-2583



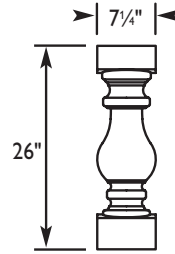
Newel Post Assembly



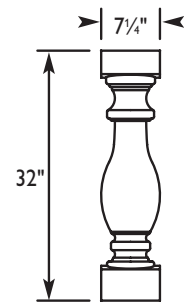
BL-2004  
Traditional



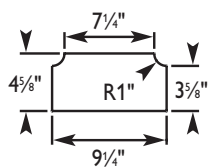
BL-2002  
Traditional



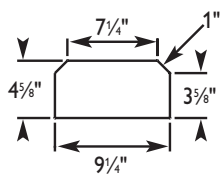
BL-2005  
Williamsburg



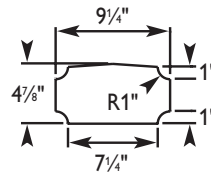
BL-2003  
Williamsburg



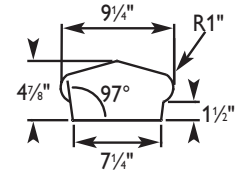
MS-2586



MS-2587



CO-3149



CO-3150



## NATIONAL DISTRIBUTION

RockCast Architectural Stone products, manufactured in Cincinnati, Ohio are distributed nationally. We have an extensive network of sales and distributor partners that are ready to assist with your next project. Find an expert in your market by contacting us at 800.482.6466.

## ABOUT READING ROCK

Since 1947, Reading Rock has had a passion for manufacturing quality building material products and providing exceptional services. While our level of dedication began on a small scale as a block manufacturer, today Reading Rock is recognized for solutions and services including: hardscapes, tile, architectural stone, brick, thin veneer, CMU and hearth. From the plant floor to the job site, we are committed to enhancing our customer partnerships through quick product turnaround, on-time delivery and our resolute focus on continuous improvement. At Reading Rock, we never relent on ways to improve our processes to ensure we exceed expectations. With state-of-the-art technology, certified technicians, in-house LEED® APs and GAs and engineers, we're confident you'll experience the Reading Rock difference by receiving the right products, on time, every time.



Reading Rock's purpose is to help support and finance the initiatives of the International Rett Syndrome Foundation. Every one of our associates helps to contribute to help those who can't help themselves. For more information, visit [Rettsyndrome.org](http://Rettsyndrome.org).

The International Rett Syndrome Foundation's mission is to fund research for treatments and a cure for Rett syndrome while enhancing the overall quality of life for those living with Rett syndrome by providing information, programs, and services.