

EXHIBITION & DISPLAY SOLUTIONS

COMPONENT LIST

JULY 1, 2019



DESIGN & QUALITY
OF SWEDEN

ISOFRAME® CUSTOM



Single sided




Wave Base Base Centre Top

POSTS

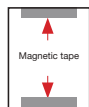
FOR SINGLE SIDED GRAPHICS

*Base post for Wave link	763 mm	IS-W763-BPH
Base post	750 mm	IS-0750-BP
Base post	2000 mm	IS-2000-BP
Table support post	830 mm	IS-0830-UPM
Centre post	200 mm	IS-0200-EP
Centre post	750 mm	IS-0750-EP
Top post	755 mm	IS-0755-TP
Top post	1005 mm	IS-1005-TP
Top post	1505 mm	IS-1505-TP
Top post	2005 mm	IS-2005-TP

* Foot not included. See "Feet" below, item IS-WFT-02



Base Centre Top



Double sided

POSTS

FOR DOUBLE SIDED GRAPHICS

Base post	750 mm	IS-0750-DBP
Base post	2000 mm	IS-2000-DBP
Centre post	200 mm	IS-0200-DEP
Centre post	750 mm	IS-0750-DEP
Top post	755 mm	IS-0755-DTP
Top post	1005 mm	IS-1005-DTP
Top post	1505 mm	IS-1505-DTP
Top post,	2005 mm	IS-2005-DTP



External corner
Magnetic tape

POSTS

FOR 90° EXTERNAL CORNER GRAPHICS- WITH MAGNETIC TAPE

Base post	750 mm	IS-0750-EBM
Base post	2000 mm	IS-2000-EBM
Centre post	200 mm	IS-0200-EEM
Centre post	750 mm	IS-0750-EEM
Top post	755 mm	IS-0755-ETM
Top post	1005 mm	IS-1005-ETM
Top post	1505 mm	IS-1505-ETM
Top post	2005 mm	IS-2005-ETM



External corner
Steel tape

POSTS

FOR 90° EXTERNAL CORNER GRAPHICS - WITH STEEL TAPE

Base post	750 mm	IS-0750-EB
Base post	2000 mm	IS-2000-EB
Centre post	200 mm	IS-0200-EE
Centre post	750 mm	IS-0750-EE
Top post	755 mm	IS-0755-ET
Top post	1005 mm	IS-1005-ET
Top post	1505 mm	IS-1505-ET
Top post	2005 mm	IS-2005-ET



90° Corner Posts



135° Corner Posts



T-Connector Posts

90° CORNER POSTS

Base post	750 mm	IS-0750-IB90
Base post	2000 mm	IS-2000-IB90
Centre post	750 mm	IS-0750-IE90
Centre post	850 mm	IS-0850-IE90
Top post	755 mm	IS-0755-IT90
Top post	855 mm	IS-0855-IT90
Top post	1005 mm	IS-1005-IT90
Top post	1505 mm	IS-1505-IT90
Top post	2005 mm	IS-2005-IT90

135° CORNER POSTS

Base post	750 mm	IS-0750-IB135
Base post	2000 mm	IS-2000-IB135
Centre post	750 mm	IS-0750-IE135
Centre post	850 mm	IS-0850-IE135
Top post	755 mm	IS-0755-IT135
Top post	855 mm	IS-0855-IT135
Top post	1005 mm	IS-1005-IT135
Top post	1505 mm	IS-1505-IT135
Top post	2005 mm	IS-2005-IT135

T-CONNECTOR POSTS

Base post	750 mm	IS-0750-ITB
Base post	2000 mm	IS-2000-ITB
Centre post	750 mm	IS-0750-ITE
Centre post	850 mm	IS-0850-ITE
Top post	755 mm	IS-0755-ITT
Top post	855 mm	IS-0855-ITT
Top post	1005 mm	IS-1005-ITT
Top post	1505 mm	IS-1505-ITT
Top post	2005 mm	IS-2005-ITT



Oval post



Insert profile
for Oval post

OVAL POSTS

*Base Oval Post	760 mm	IS-OP-760-BP
Centre Oval Post	750 mm	IS-OP-750-EP
Centre Oval Post	850 mm	IS-OP-850-EP
Top Oval Post	755 mm	IS-OP-755-TP
Top Oval Post	855 mm	IS-OP-855-TP

* Foot not included. See "Feet" below, item IS-03-OF

INSERT PROFILES

To be used together with Light Box profiles and Oval Posts. Including magnetic tape.

Base & Centre Profile /w screws	750 mm	IS-OP-750-OPC
Centre Profile /w screw	850 mm	IS-OP-850-OPC
Top Profile /w Top Hub & screws	755 mm	IS-OP-755-OPC
Top Profile /w Top Hub & screws	855 mm	IS-OP-855-OPC
Insert profile lengths (excl. tape)	3100 mm	IS-OP-3100-OPC



Oval Foot

Wave Foot

Extra stable foot

FEET

Foot for Wave base post (IS-W763-BPH)

IS-WFT-02

Foot for Oval base posts (IS-OP-760-BP)

IS-03-OF

Extra stable foot for Wave and Oval base posts (IS-OP-760-BP)

IS-9027


Flexible Wave Link

Straight Beams

Curved Beams

BEAMS / LINKS

Flexible Wave Link	800 mm	IS-W-FLH
Distance beam, Flying Oval	165 mm	IS-165-DP
Beam 30° inside curve	400 mm	IS-4030-I
Beam 30° outside curve	400 mm	IS-4030-O
Beam 45° inside curve	400 mm	IS-4045-I
Beam 45° outside curve	400 mm	IS-4045-O
Beam straight with tape	400 mm	IS-400-BS
Beam straight (slatwall)	400 mm	IS-400-DP
Beam 5° inside curve	800 mm	IS-8005-I
Beam 5° outside curve	800 mm	IS-8005-O
Beam 10° inside curve	800 mm	IS-8010-I
Beam 10° outside curve	800 mm	IS-8010-O
Beam 15° inside curve	800 mm	IS-8015-I
Beam 15° outside curve	800 mm	IS-8015-O
Beam 22,5° inside curve	800 mm	IS-8022,5-I
Beam 22,5° outside curve	800 mm	IS-8022,5-O
Beam 30° inside curve	800 mm	IS-8030-I
Beam 30° outside curve	800 mm	IS-8030-O
Beam 45° inside curve	800 mm	IS-8045-I
Beam 45° outside curve	800 mm	IS-8045-O
Beam 60° inside curve	800 mm	IS-8060-I
Beam 60° outside curve	800 mm	IS-8060-O
Beam 90° inside curve	800 mm	IS-8090-I
Beam 90° outside curve	800 mm	IS-8090-O
Beam straight with tape	800 mm	IS-800-BS
Beam straight (slatwall)	800 mm	IS-800-DP



Infill profile (I-beam)

T-box profile

Centre connector profile

Slot connector profile

PROFILES (excluding magnetic/steel tape)

Infill profile (I-beam)	3100 mm	IS-9335
Centre connector profile	2000 mm	IS-2000-CSC
Centre connector profile with screws	150 mm	IS-150-CSC
Slot connector profile	2000 mm	IS-2000-SSC
Slot connector profile with screws	46 mm	IS-46-SSC
T-box profile for tables (incl. magtape)	830 mm	IS-0830-TBX



Corner trim

Corner trim info

Total corner trim height should always equal graphic panel height.

Midi = 770 + 750 + 750 mm**Maxi** = 770 + 850 + 850 mm

*Corner trim 2020 is for cutting special size

CORNER TRIMS

For flexible graphic panels (approx. 0,5 mm thickness)

750 mm	IS-0750-CT
770 mm	IS-0770-CT
850 mm	IS-0850-CT
*2020 mm	IS-2020-CT
For counters	830 mm IS-0830-CT
For Flying oval left	Midi IS-CF-82-CTL
For Flying oval right	Midi IS-CF-82-CTR
For Flying oval left	Maxi IS-CF-83-CTL
For Flying oval right	Maxi IS-CF-83-CTR

For semi-rigid graphic panels (approx. 2,0/2,5 mm thickness)

750 mm	IS-0750-CTT
770 mm	IS-0770-CTT
850 mm	IS-0850-CTT
2020 mm	IS-2020-CTT



Stop bracket

Fast clamp connector plate

Foot for "Base post"

Support-Multi connector

Foot for "Base shelf"

Post leveling tool

Screw

Pivot

Lever

Clamp

Pin

Fast clamp kit

Plates for rounded top corner

EXTRAS / SPARES

Stop bracket	IS-STOP
Fast clamp connector plate	IS-FTT-PP
Adjustable foot for "Base post"	80025
Adjustable foot for "Base shelf"	80026
Post leveling tool	IS-9012
Fast clamp kit	IS-CL-PP
Support-Multi connector	IS-9001
Plates for rounded top corner	IS-9615



Single top hub

Double top hub

Top end cap for Oval post

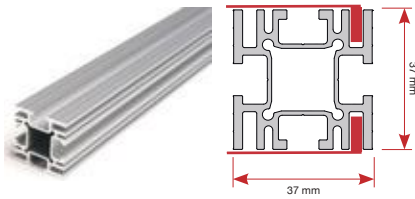
Magnet for "Top hub"

Single top hub w/ 1 magnet
 Double top hub w/ 2 magnets
 Plastic end cap for Oval post
 Magnet for "Top hub"

IS-HC-GR
IS-PC-GR
IS-OP-L
IS-TH-MAG

ISOFRAME® FABRIC

FRAME PROFILES



SYSTEM FRAME PROFILE
Profile lengths (3100 mm)
IS-9097



CORNER PROFILE
Profile lengths (3100 mm)
IS-9098

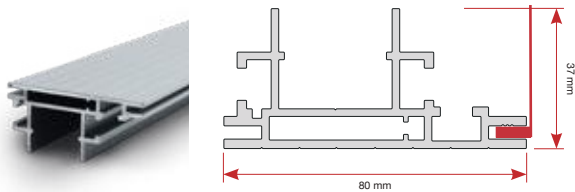
FRAME CONNECTORS



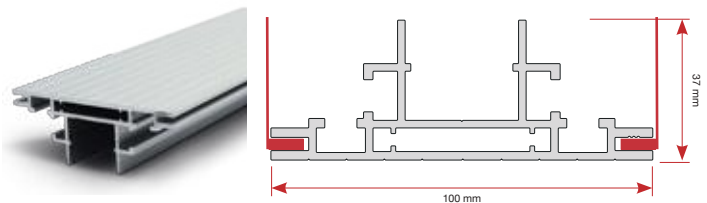
FASTclamp - Fabric **IS-9056**
Straight bracket for 1 FASTclamp, incl. screws **IS-9069**
90° bracket for FASTclamp **IS-9051**
Screw bracket, straight **IS-9052**
Screw bracket, 90° **IS-9053**
Centre connector profile with screws, 120 mm **IS-9044**

ISOFRAME® LIGHT BOX

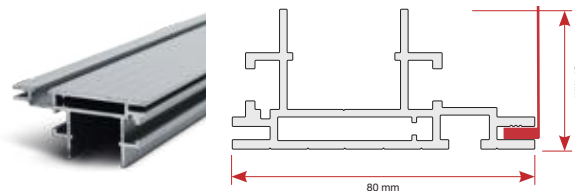
FRAME PROFILES



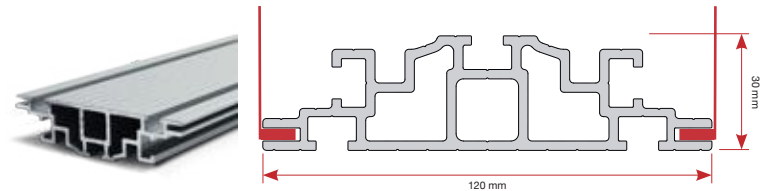
Profile, single sided, wall-mounting, 80 mm
IS-9647



Profile, double sided, free-standing, 100 mm
IS-9665



Profile, single-sided, built-in, 80 mm
IS-9664



Profile, double sided, built-in, 120 mm
IS-9332

LIGHT BOX COMPONENTS

Support post bracket	IS-9659	Power cable	IS-9652	Clamps	IS-9056
LED bar, 225 mm	IS-9643	Daisy chain cable	IS-9654	Connectors	IS-9051
LED bar, 360 mm (for profile IS-9332 only)	IS-9380	DC cable	IS-9653	Single foot	IS-9679
LED bar, 450 mm	IS-9658	Cable clips	IS-9645	Double foot	IS-9660
LED bar, 900 mm	IS-9657	Extension cable (for profile IS-9332 only)	IS-9382	Double foot (for profile IS-9332 only)	IS-9338
Transformer (daisy chain)	IS-9651	Wall bracket	IS-9655	Transport cardboard box	IS-9704
Transformer (for profile IS-9332 only)	IS-9395	Support block	IS-9663		

FRAME CONNECTORS



FASTclamp - Fabric **IS-9056**
Straight bracket for 1 FASTclamp, incl. screws **IS-9069**
90° bracket for FASTclamp **IS-9051**
Screw bracket, straight **IS-9052**
Screw bracket, 90° **IS-9053**
Center connector profile with screws, 120 mm (for IS-9332) **IS-9044**

EGO™ EXHIBIT



JUNCTIONS

(with bag)

Junction	Red	88000
Junction (foot)	Grey	88001

*A padded carrying bag includes 12 pcs.



RODS

(with bag)

Straight rod	Black	118 cm	88018
Straight rod	Gold	108 cm	88010
Straight rod	Silver	93 cm	88011
Straight rod	Pink	64 cm	88012
Straight rod	Blue	44 cm	88013
Straight rod	Green	30 cm	88014
Straight rod	White	18 cm	88015
Curved rod	Purple	70 cm	88030
Curved rod	Brown	67 cm	88017
Curved rod	Lime	55 cm	88016



WINGS

(with bag)

Wing	Black	118 cm	88045
Wing	Gold	108 cm	88040
Wing	Silver	93 cm	88044
Wing	Pink	64 cm	88041
Wing	Green	30 cm	88042
Wing	White	18 cm	88043
Feature Wing	Gold	108 cm	88050
Multi height wing	Gold	108 cm	88051



MAGBARS

(with bag)

Magbar 90° inner corner with bag	Gold, 108 cm	88065
Magbar 90° inner corner with bag	Silver, 93 cm	88111
Magbar 90° inner corner with bag	Pink, 64 cm	88077
Magbar holders	Grey	88112
Magbar holders	Black	88113



ACCESSORIES

Double junction pin	88059
Suspension ring for roof mount	88055



EXTRA CARRYING BAGS

Each bag has room for 12 components, apart from item 88092 (feature wings), which has room for 2 pcs.

Red junctions	88080
Grey junctions	88099
Rods	118 cm 88101
Rods	108/93 cm 88081
Rods	64 cm 88083
Rods	44/30 cm 88084
Rods	18 cm 88086
Curved rods	70 cm 88087
Curved rods	67 cm 88100
Curved rods	55 cm 88097
Wings	118 cm 88102
Wing	108 cm 88088
Wings	64 cm 88089
Wings	30/18 cm 88090
Feature wings	88092
Mag bars 90° inner	88096

FLEXIFRAME®

FRAME COMPONENTS - DIY




Solid profile **4001**



Split profile **4002**



Double sided profile **4006**



2-way corner, 90°, rounded **4100**



2-way corner, 90°, square **4101**



2-way corner, 30° **4103**



2-way corner, 45° **4104**



2-way corner, 60° **4105**



2-way corner, 120° **4106**



2-way corner, 90° **4102**



3-way corner, 90° **4107**



4-way corner, 90° **4108**



I-support, 3-way corner **3204**



Profile cutting tool **80900**

LINKUP - FEET

Outer support, 1 pair	2303
Inner support	3405
Straight base	5800
Round base, chrome, Ø 15 cm	5801
Round base, grey, Ø 24 cm	5805
I-leg (outer)	5820
I-leg (outer), extra support	5821
U-leg (inner)	5822
U-leg, triangle 60°	5823
U-leg, square 90°	5824
U-leg, hexagon 120°	5825
U-leg, 3-way (left)	5826
U-leg, 3-way (right)	5827
U-leg, 4-way	5828

LINKUP - TABLE TOPS

Triangle	White	29,7x29,7x29,7 cm	5208
Triangle	White	50x50x50 cm	5207
Triangle	White	70x70x70 cm	5206
Triangle	White	70x70x100 cm	5214
Square	White	50x50 cm	5201
Square	White	70x70 cm	5200
Rectangle	White	50x70 cm	5203
Rectangle	White	35x70 cm	5204

LINKUP/SHOWUP - TABLE TOP HOLDERS

Table top holders should be used when a frame (with panel) is used as a table top, instead of a metal table top. With table top holders, any size of table top can be fitted.

U-connector with table top holder	3009
H-connector with table top holder	3109
Table top holder, stainless steel	Silver 5893
Table top holder	*Coloured 5893

*Black, blue, grey, yellow, metallic grey, red, brown, white and beige

EXTRAS

T-hook for demounting connectors	5890
Connector to aluminium pole	5891
Joining bracket for 90°	5900
Joining bracket for 60°	5901
Rubber plugs for H-connectors	5892
Single acting hinge, silver	3301
Double acting hinge, silver or black	3303

SHOWUP - CONNECTORS

Pole	Black or blue	100 cm	3504
Pole	Black or blue	41 cm	3505
Pole	Black or blue	30 cm	3506
Double screw			3502
End caps	Black		3501
Round base	Grey	Ø 24 cm	5805
Pole clips	Black or blue		3500



3504



3500



3502



3501



5805

LINKUP - CONNECTORS

U-CONNECTORS



U-connector
3000




U-connector,
triangle 60°
3001




U-connector,
square 90°
3002




U-connector,
hexagon 120°
3003



U-connector,
straight 180°
3004



U-connector, 180°,
side insert
3005



U-connector,
3-way cross 90°
3006



U-connector,
3-way cross 120°
3007



U-connector,
4-way cross 90°
3008



U-connector with
table top holder
3009



U-connector,
3-way (left) 90°
3010



U-connector,
3-way (right) 90°
3011



U-connector,
triangle 45°
3015

H-CONNECTORS



H-connector
3100



H-connector,
triangle 60°
3101



H-connector,
square 90°
3102



H-connector,
hexagon 120°
3103



H-connector,
straight 180°
3104



H-connector, top
frame connector
3105



H-connector,
3-way cross 90°
3106



H-connector,
3-way cross 120°
3107



H-connector,
4-way cross 90°
3108



H-connector with
table top holder
3109



H-connector,
3-way (left) 90°
3110



H-connector,
3-way (right) 90°
3111



H-connector,
combi-unit
3112



H-connector,
3-way 90°
3113



H-connector,
triangle 45°
3115



H-connector,
3-way (left) 45°
3118



H-connector,
3-way (right) 45°
3119

I-CONNECTORS



I-connector
3200

I-connector, long
for backwall
3203



I-connector, 2-way
(left) 90°
3201



I-connector, 2-way
(right) 90°
3202



I-connector, 2-way
(left) 60°
3209



I-connector, 2-way
(right) 60°
3210



**Mark
Bric[®]
Display**

Mark Bric Display
– We create room for meetings

Mark Bric Display **BANNERUP[®]**
A Family of Dependable Displays

Mark Bric Display **BANNERRAIL[™]**
A Family of Dependable Displays

Mark Bric Display **FLEXIFRAME[®]**
A Family of Dependable Displays

Mark Bric Display **Impression[™]**
A Family of Dependable Displays

Mark Bric Display **Multi[™]
Master**
A Family of Dependable Displays

Mark Bric Display **SNAPUP[®]**
A Family of Dependable Displays

Mark Bric Display **SWINGUP[™]**
A Family of Dependable Displays

Mark Bric Display **EGO[™]
EXHIBIT**

Mark Bric Display **ISOframe[®]**
A Family of Dependable Displays