

# InertSearch™ for LC

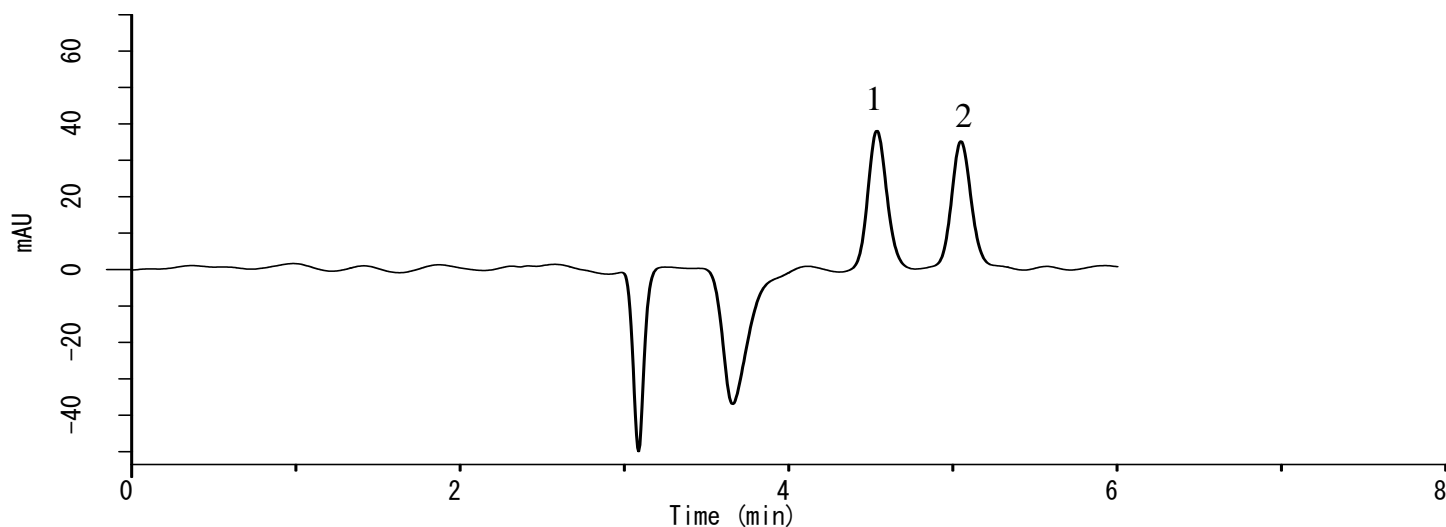
Inertsil® Applications

## Analysis of Vitamin C (Inertsil HILIC)

Data No. LA632-0696

### Analyte:

1. Erythorbic acid (5 mg/L)
2. Ascorbic acid (5 mg/L)



### Conditions

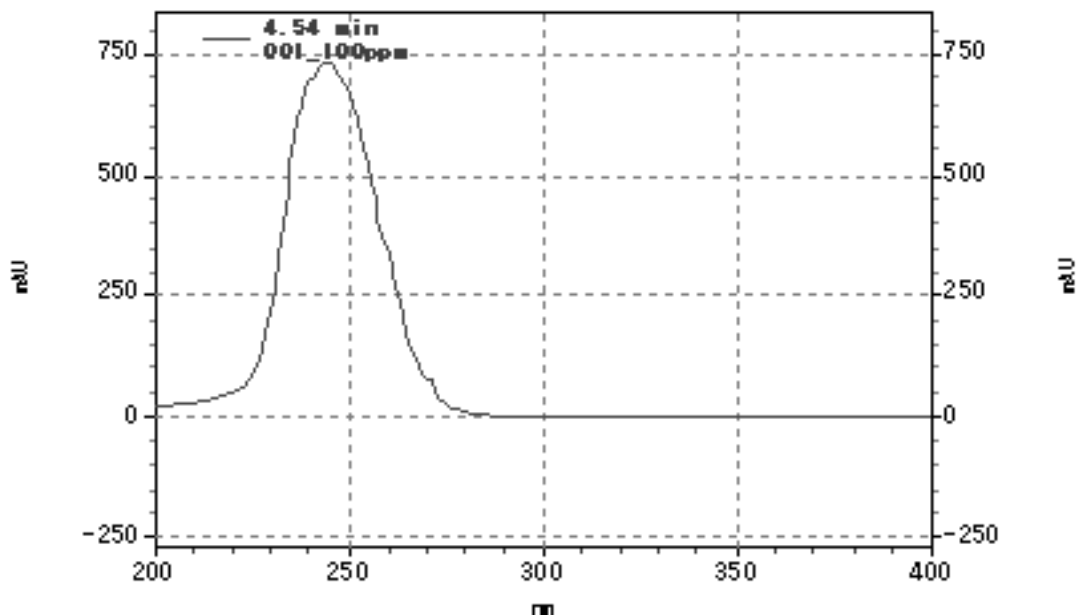
**System** : GL-7400 HPLC system  
**Column** : Inertsil HILIC (5  $\mu$  m, 250 x 4.6 mm I.D.)  
**Column Cat. No.** : 5020-07736  
**Eluent** : A) CH<sub>3</sub>CN  
          : B) H<sub>2</sub>O  
          : C) CH<sub>3</sub>COOH  
          : A/B/C = 87/11/2 , v/v/v  
**Flow rate** : 1.0 mL/min  
**Col. Temp.** : 40 °C  
**Detection** : UV 243 nm (GL-7452A PDA Detector)  
**Injection Vol.** : 20  $\mu$  L  
**Sample** : Vitamin C

# InertSearch™ for LC

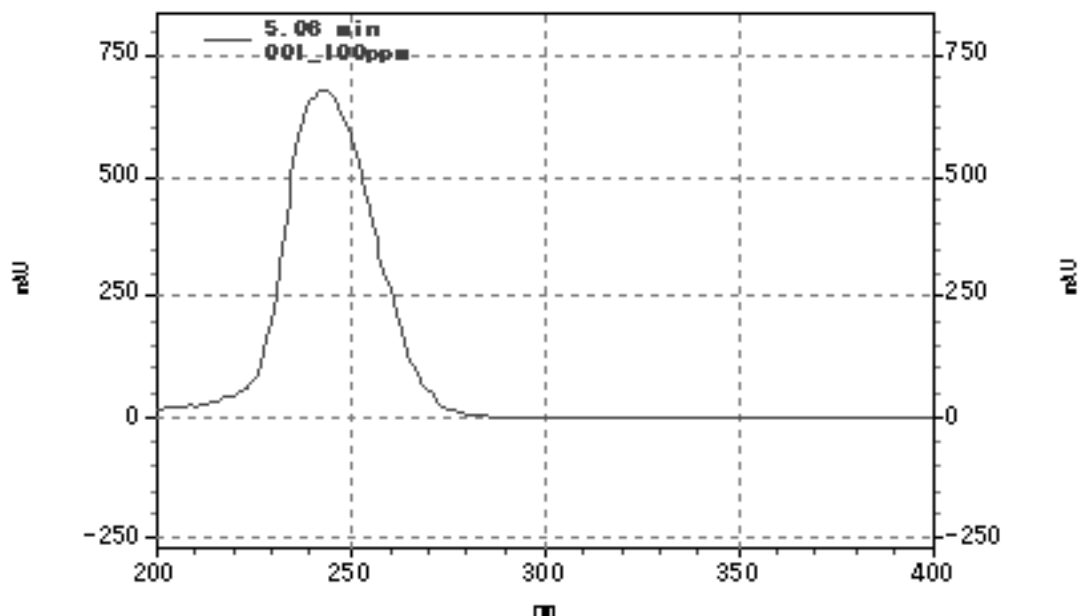
Inertsil® Applications

## Analysis of Vitamin C (Inertsil HILIC)

Data No. LA632-0696



UV spectrum of Erythorbic acid (ErA)



UV spectrum of Ascorbic acid (AsA)