



# Cabinetry Built To Scale

[WWW.SKYLINECABINetry.COM](http://WWW.SKYLINECABINetry.COM)

CRAFTED FOR SUCCESS

CABINETS BUILT TO SCALE

Your Premier  
Destination  
For Wholesale Cabinets

# Meet Skyline



**We are your trusted partner in kitchen and bath cabinetry.** As a leading wholesaler, we proudly serve contractors, retailers, builders, and remodelers with top-quality products designed to meet the demands of any project.

At Skyline Cabinetry, we understand your needs and empathize with your challenges. We are committed to being your trusted ally in driving exceptional business growth.



We deliver exceptional craftsmanship



We build lasting relationship with our clients.



We have competitive prices for contractors & builders

---

[WWW.SKYLINECABINTRY.COM](http://WWW.SKYLINECABINTRY.COM)



## Vision

To be the recognized leader in the cabinetry industry, known for delivering exceptional value, innovative designs, and unparalleled customer service, making Skyline Cabinetry the first choice for cabinetry needs throughout Texas and beyond.



## Mission

To be the premier provider of high-quality, cost-effective kitchen and bath cabinetry solutions for contractors, stores, builders, and remodelers nationwide, empowering them to exceed customer expectations and achieve project success.



CABINETS BUILT TO SCALE

# Dallas, Our Home



## Industry Certifications



For over two decades, Skyline has been crafting spaces that inspire. From bustling kitchens to serene bathrooms, our dedication to quality and innovation has transformed countless homes and businesses.

[WWW.SKYLINECABINETS.COM](http://WWW.SKYLINECABINETS.COM)



### General Contact

(888) 860-0880

[newclients@skylinecabinets.com](mailto:newclients@skylinecabinets.com)

Spanish, English & Mandarin Chinese



### Warehouse

12301 N Stemmons Fwy #100,  
Farmers Branch, TX 75234

# Our Path To Success

We've built a legacy of trust, partnering with countless clients to bring their visions to life. With a commitment to excellence that extends from our state-of-the-art manufacturing facilities to every corner of the United States, Skyline continues to redefine the possibilities of beautiful, functional spaces while remaining a reliable partner in your business growth.



**First in the Industry**  
Serving +50k Clients



**+23 Years of expertise**  
We were founded in 2002.



**10M+ SQFT**  
We manufacture 600,000  
Cabinets per month in  
Vietnam and Thailand



**Over 8 Location**  
We have distribution centers  
across North America.

# Meet Our Cabinets

## Doors & Finish Styles



01

**Essential**  
COLLECTION



02

**Charm**  
COLLECTION



03

**Slim**  
SHAKER



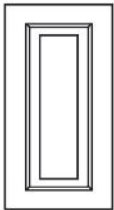
07

**Builder**  
COLLECTION



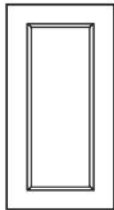
06

**Frameless**  
COLLECTION



05

**Classic**  
COLLECTION



04

**Double**  
SHAKER



# Doors & Finish Options


Explore a wide range of door and drawer styles, including Frameless for a modern look, Shaker for a clean classic design, and Raised Panel for a traditional, timeless appeal, with various finish options to perfect your ideal style.

# Essential

COLLECTION



Model Name:  
**GR - Shaker Gray**



Model Name:  
**SE - Shaker Espresso**



Model Name:  
**SW - Shaker White**

# Charm

COLLECTION



Model Name:  
**NB - Navy Blue**



Model Name:  
**IB - Iron Black**

NEW



# Double Shaker

COLLECTION



NEW



NEW



Model Name:  
**DDW - Double Dove White**




Model Name:  
**DSG - Double Smokey Gray**



NEW



NEW



NEW



Model Name:  
**TC - Treasure Chest**



Model Name:  
**AG - Aston Green**



Model Name:  
**SA - Smokey Ash**

# Slim Shaker

COLLECTION



Model Name:  
**SAG - Slim  
Aston Green**



Model Name:  
**SDW - Slim  
Dove White**



Model Name:  
**SWO - Slim  
White Oak**



Model Name:  
**AC - Aspen  
Charcoal**



Model Name:  
**AW - Aspen  
White**




Model: Name:  
**CW - Charleston  
White**

# Classic

COLLECTION

# Frameless


COLLECTION



Model Name:  
**HW - High  
Glossy White**



Model Name:  
**HG - High  
Glossy Gray**



Model Name:  
**FE - Floral  
Espresso**



Model Name:  
**FG - Floral  
Gray**



Model Name:  
**FW - Floral  
White**

# Builder Grade

COLLECTION



# Explore Our Cabinet Box

---

## CONSTRUCTION OPTIONS

Discover a diverse selection of door and drawer styles, including our Essential Collection, which features minimalist, functional designs; the Charm Collection, adding elegance through subtle detailing; the Classic Collection, embodying timeless sophistication and versatility; Slim, offering a sleek, modern look with space-saving appeal; Frameless, delivering a clean, contemporary aesthetic with seamless edges; and Builder Grade, a cost-effective, durable option designed for everyday practicality.

# Cabinet Construction Premium Grade

- Essential
- Classic



- 05** Full overlay five-piece doors and drawer fronts.
- 06** 6 way stainless-steel adjustable door hinges and door bumpers included.
- 07** Solid Wood painted face frame.

- 01**  Solid wood drawer box with dovetail construction.
- 02**  Soft close, undermounted full extension drawer slides.
- 03**  UV-coated natural interiors.
- 04**  1/2" plywood boxes with finished exteriors.

**A Door & Drawer Front:** Full overlay, 5-pieces door & drawer, solid wood with MDF center panel.

**B Face Frame:** 3/4" solid wood frame

**C Cabinet Box:** 1/2" cabinet grade plywood box.

**D Drawer Box:** Solid wood, dovetail construction, 2 1/2 depth

**E Drawer Glides:** Concealed undermount full extension glides with soft-close feature.

**F Hinges:** 6-way adjustable with soft-close feature

**G Exterior Finish:** Matching color exterior.

**H Interior Finish:** Clear UV coated natural plywood.

**I Shelves:** 3/4" thick plywood with front edge banding.

**J Accessories:** Door bumper, metal shelf pin, metal clips, L bracket for base cabinet.

**K Package:** One box per cabinet.

**L Certifications:** TSCA VI, KCMA, CARB2, NGBS Green.

# Cabinet Construction

## Slim Shaker

### ■ Slim Shaker

Except for SAG (Slim Aston Green) – SAG is a **universal box**.



- 05** Full overlay five-piece doors and drawer fronts.
- 06** 6 way stainless-steel adjustable door hinges and door bumpers included.
- 07** Solid Wood painted face frame.

- 01**  Solid wood drawer box with dovetail construction.
- 02**  Soft close, undermounted full extension drawer slides.
- 03**  UV-coated natural interiors.
- 04**  1/2" plywood boxes with finished exteriors.

**A Door & Drawer Front:** Full overlay, 5-pieces door & drawer, solid wood with MDF center panel.

**B Face Frame:** 3/4" solid wood frame.

**C Cabinet Box:** 1/2" cabinet grade plywood box.

**D Drawer Box:** Solid wood, dovetail construction, 3 1/8 depth.

**E Drawer Glides:** Concealed undermount full extension glides with soft-close feature.

**F Hinges:** 6-way adjustable with soft-close feature.

**G Exterior Finish:** Matching color exterior.

**H Interior Finish:** Clear UV coated natural plywood.

**I Shelves:** 3/4" thick plywood with front edge banding.

**J Accessories:** Door bumper, metal shelf pin, metal clips, L bracket for base cabinet.

**K Package:** One box per cabinet.

**L Certifications:** TSCA VI, KCMA, CARB2, NGBS Green.

**M Except for Slim Aston Green,** it comes in two packages: a universal box and a front set. The exterior finish is clear UV-coated natural plywood.

# Cabinet Construction Universal

- Charm
- Double Shaker



- 05** Shelf 3/4" thick plywood with front edge bading.
- 06** Full overlay, 5-pieces door & drawer, solid wood with MDF center panel.
- 07** 6-way adjustable with soft-close feature
- 08** 3/4" solid wood frame.

- 01**  Solid wood, dovetail construction, 3 1/8" depth.
- 02**  Concealed undermount full extensions glides with soft-close feature.
- 03**  Interior & Exterior: Clear UV coated natural plywood.
- 04**  1/2" cabinet grade plywood box.

**A Door & Drawer Front:** Full overlay, 5-pieces door & drawer, solid wood with MDF center panel.

**B Face Frame:** 3/4" solid wood frame

**C Cabinet Box:** 1/2" cabinet grade plywood box.

**D Drawer Box:** Solid wood, dovetail construction, 3 1/8 depth

**E Drawer Glides:** Concealed undermount full extension glides with soft-close feature.

**F Hinges:** 6-way adjustable with soft-close feature

**G Exterior Finish:** Clear UV coated natural plywood.  
Need to add BSV, WSV, USV for the expose part

**H Interior and Exterior Finish:** Clear UV coated natural plywood.

**I Shelves:** 3/4" thick plywood with front edge banding.

**J Accessories:** Door bumper, metal shelf pin, metal clips, L bracket for base cabinet.

**K Package:** 2 packages, universal box & front set.

**L Certifications:** TSCA VI, KCMA, CARB2, NGBS Green.

# Cabinet Construction Frameless

■ PET - High Glossy



**A Door & Drawer Front:** Front Full overlay PET high glossy slab door style.

**B Face Frame:** No frame, frameless style.

**C Cabinet Box:** 3/4" thick plywood box with white melamine finish.

**D Drawer Box:** 3/4" thick plywood box with white melamine finish.

**E Drawer Glides:** Concealed undermount full extension glides with soft-close feature.

**F Hinges:** 6-way adjustable with soft-close feature

**G Exterior Finish:** White melamine.

**H Interior Finish:** White melamine.

**I Shelves:** 3/4" plywood with white melamine finish and front edge banding.

**J Accessories:** Door Bumper, metal shelf pin.

**K Package:** 2 packages, universal box and front set.

**L Certifications:** TSCA VI, KCMA, CARB2, NGBS Green.



# Cabinet Construction

## Builder Grade



- 05** Full overlay five-piece doors and drawer fronts.
- 06** 6 way stainless-steel adjustable door hinges and door bumpers included.
- 07** Solid Wood painted face frame.

- 01**  1½" plywood drawer box construction.
- 02**  Undermount builder grade standard glides.
- 03**  1½" cabinet grade furniture board box with melamine natural interior.
- 04**  Full dado joints with L bracket for strength.

**A Door & Drawer Front:** Full overlay, 5-pieces door & drawer, solid wood with MDF center panel.

**B Face Frame:** ¾" solid wood frame.

**C Cabinet Box:** 1/2" cabinet grade furniture board box.

**D Drawer Box:** Plywood, rebate joint drawer box.

**E Drawer Glides:** Builder grade undermount drawer glides.

**F Hinges:** 6-way adjustable, non soft-close.

**G Exterior Finish:** Matching color exterior.

**H Interior Finish:** Melamine natural interior.

**I Shelves:** 5/8" furniture board with natural melamine, edge banding on all sides.

**J Accessories:** Door bumper, metal shelf pin, metal clips, L bracket for base cabinet.

**K Package:** One box per cabinet.

**L Certifications:** TSCA VI, KCMA, CARB2, NGBS Green.

CABINETS BUILD TO SCALE

# Customized Orders

Our factory offers customized cabinetry solutions tailored to your project needs.

Our professional team is ready to discuss your specific requirements. We provide special order options, including premium framed cabinets, builder-grade series, and European-style frameless cabinets.

Choose from thousands of door styles in finishes such as paint, stain, thermofoil, melamine, and more. Custom designs are also available upon request.



**Request A Quote**

(888) 860-0880

[newclients@skylinecabinetry.com](mailto:newclients@skylinecabinetry.com)

---

[WWW.SKYLINECABINETRY.COM](http://WWW.SKYLINECABINETRY.COM)



## Applications Forms To Start Your Order

Please simply click the following link or scan QR code to fill the new customer signup form to get start.



**New Accounts**  
Application Form

---

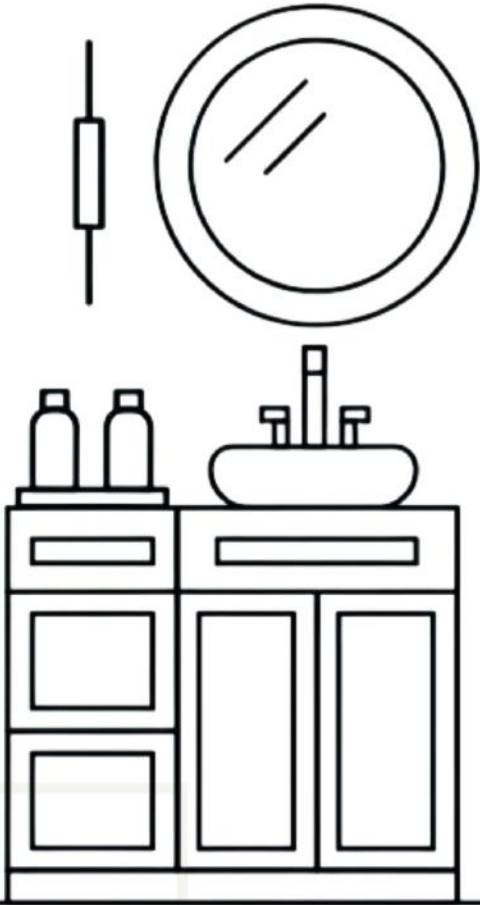


**See Our Products**

---



**Visit Our Website**  
[www.skylinecabinetry.com](http://www.skylinecabinetry.com)



# Ready to order for your next project?



(888) 860-0880



12301 N Stemmons Fwy #100,  
Farmers Branch, TX 75234



[newclients@skylinecabinetry.com](mailto:newclients@skylinecabinetry.com)

---

[WWW.SKYLINECABINTRY.COM](http://WWW.SKYLINECABINTRY.COM)

---

