

2026

SONATA





There are standards, high standards, and then there's Sonata.

The forward-looking style of the 2026 Hyundai Sonata is a sign of how we keep accelerating the pace of change. Because we've always known that only by continually raising sedan standards could we meet your highest expectations. For roominess and comfort. For performance and efficiency. For connectivity and safety.

Designed to deliver innovative ideas, Sonata wears the signature of Hyundai Design with its Seamless Horizon Lamp stretching across the front. It's complemented inside by two available 12.3" screens joined in a single curved panoramic display. Throughout the cabin, materials feel refined to the touch. Hyundai engineers also made quietness a priority, so every journey feels rejuvenating.

While meeting your high standards for design and refinement is a great start, we intend to exceed them with choice. You can enjoy Sonata with a powerful and efficient hybrid drivetrain, a responsive gas engine, or a ripping turbocharged gasoline N Line version.

Sonata is also designed to exceed your every expectation for innovation. For starters, there's Hyundai SmartSense – our suite of advanced safety and driver-assistance technologies that watches out for you from all sides while you drive! When you park, new available features like Hyundai Pay let you pay for parking using your touchscreen,² while Remote Smart Parking Assist lets you step outside and remotely guide your Sonata into tight spaces.³

Just as Sonata never stops setting new standards, the ownership experience is designed to be every bit as rewarding in every aspect. Our award-winning Hyundai Bluelink+ connected car features are complimentary with your purchase of a new 2026 Sonata.⁴ And, like every new Hyundai vehicle, Sonata delivers the peace-of-mind provided by America's Best Warranty.⁵



SONATA N Line in Serenity White

The power to put more emotion in your motion.

Sonata combines the joy in driving with performance you can feel. A range of precisely engineered power sources respond to the prodding of your right foot as smoothly as the flow of air over its aerodynamic exterior.

Sonata SE and SEL Sport trims feature a silky 2.5L Smartstream 4-cylinder engine that delivers 191 hp in concert with its 8-speed automatic transmission. Prefer acceleration that presses you further back into your seat? Sonata N Line puts 311 lb-ft of torque underfoot with a 290-hp 2.5L Smartstream Turbo engine under the hood.

On Sonata Hybrid models, a 2.0L Smartstream 4-cylinder hybrid engine with 192 net hp and a 6-speed automatic combine for big fuel economy numbers. How big? Up to an EPA-estimated 47 MPG in the city and 56 MPG on the highway, with up to 670 miles of driving range.⁶ Hybrid models also come with paddle shifters that let you adjust regenerative braking levels to optimize fuel efficiency.

Sonata sports a multi-link rear suspension that lets you carve twisting roads and corners with nimble precision. Want even more road-holding traction? Sonata SEL Sport is available with All Wheel Drive. Sonata Hybrid's available e-Motion Drive enables dynamic cornering and a smooth ride in various driving conditions. And to top it all off, Drive Mode Select lets you choose how to dial in the performance edge of your Sonata.

Drive Mode Select



290-hp SONATA N Line in Serenity White



Steering wheel regenerative braking paddles



SONATA Hybrid e-Dynamic Drive



SONATA Hybrid Limited in Aero Silver

Two ways to the top of the line.

If our best is the only one you'd consider, consider this: Sonata gives you more than one way to have it. Top-of-the-line luxury in Sonata Hybrid Limited. And top-of-the-line performance in the Sonata N Line.

Sonata Hybrid Limited offers all of the advanced powertrain efficiency of the Sonata Hybrid SEL, plus a long list of premium features – starting with leather seating surfaces that cradle you and your passengers in sumptuous comfort. Its first-in-class power smart trunk creates hands-free convenience when loading cargo.⁷

Other luxury features include a full color Head-up Display and a Surround View Monitor,⁸ plus the added safety of Parking Collision-Avoidance Assist – Reverse⁹ and Parking Distance Warning¹⁰ on all sides. The Hybrid Limited's key fob even becomes a magic wand, enabling Remote Smart Parking Assist³ and remote starting of the engine and air conditioning.

If it's performance you crave, Sonata N Line is our most powerful Sonata ever. It features a 290-hp 2.5L Smartstream Turbo 4-cylinder engine matched to an N 8-speed Wet Dual Clutch Transmission with rev matching. Performance technologies exclusive to Sonata N Line include Active Sound Design, Launch Control¹¹ and N Power Shift.

Amplifying an exterior that's bold to begin with, Sonata N Line adds even more head-turning style. Exclusive 19" wheels, a rear spoiler and dual twin-tipped exhaust outlets express its performance personality. Inside, design details include red-accented stitching, cross-metal patterned trim, microfiber suede seat inserts and higher grip side bolsters to keep you planted firmly in your seat during spirited cornering.



Remote Smart Parking Assist



SONATA N Line sport seats with enhanced side bolsters



SONATA Hybrid Limited full power trunk



SONATA Hybrid Limited in Transmission Blue



N Line

SONATA N Line in Serenity White

See safety from new angles.


Protection starts with vision. And our engineers' vision takes shape in the Sonata with a suite of advanced safety and driver-assistance features known as Hyundai SmartSense. Using an integrated system of available cameras, radar sensors and ultrasonic sensors, SmartSense safety technologies monitor your surroundings from nearly every angle to help protect you and your passengers in the event a potential collision is detected.¹

On board Sonata Hybrid Limited, standard Blind-Spot Collision Warning¹² is enhanced by a Blind-Spot View Monitor,¹³ which displays video of what's alongside your car within the instrument cluster once you activate your turn signal. Sonata Hybrid Limited is also equipped with a Surround View Monitor⁸ and front/rear parking sensors that help you easily navigate crowded parking areas. In Sonata, you can see and feel safety all around.

Hyundai SmartSense Technologies

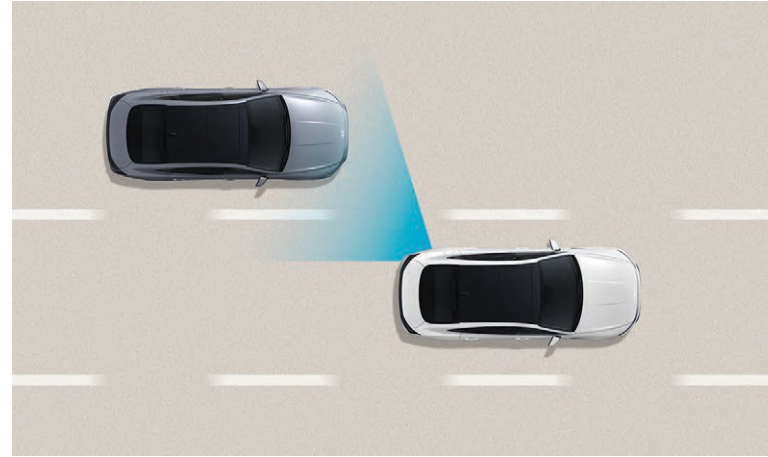


Overall 5-Star Safety Rating
2025 Hyundai SONATA¹⁴



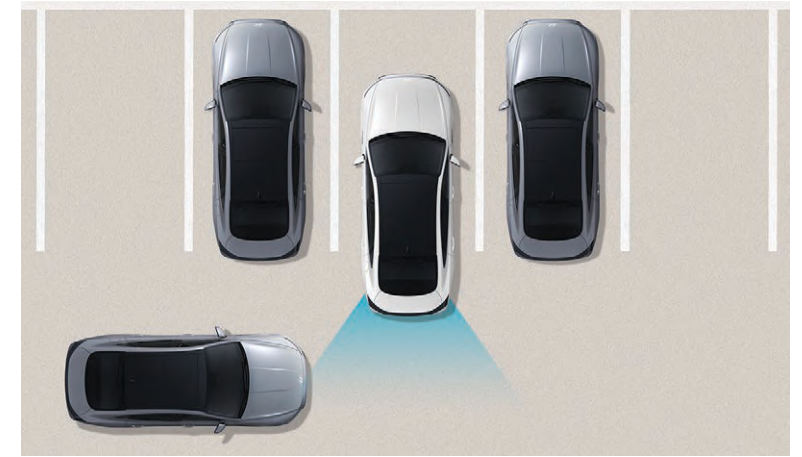
1. Forward Collision-Avoidance Assist

When the front-facing camera and radar detect a vehicle, pedestrian or cyclist in your path, or oncoming cars when turning left in an intersection, your Sonata warns you of a potential collision. If necessary, the system may automatically apply emergency braking to help avoid a collision.¹⁵




2. Blind-Spot Collision Warning

If your Hyundai detects a vehicle in your blind spot while the turn signal is on, it issues an alert before you change lanes to help avoid a collision. It also monitors for vehicles approaching from behind to help prevent collisions when you are exiting a parallel parking spot.¹²



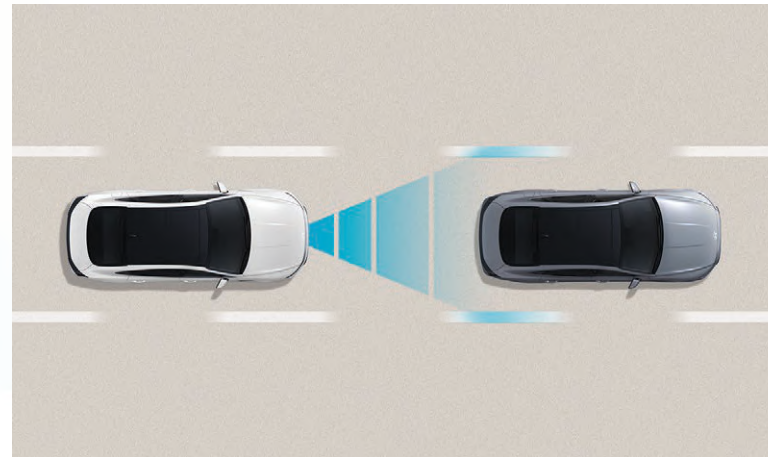
3. Rear Cross-Traffic Collision-Avoidance Assist

Backing your Sonata out of a parking space and wondering whether there is cross traffic coming your way? This feature helps warn you of another vehicle approaching from the side. If necessary, your Sonata may automatically apply braking to help prevent a collision.¹⁶




4. Lane Following Assist

Using the vehicle's front-facing camera to detect lane markers on the road, this feature assists the driver's steering to help keep you centered in your lane. This technology can also help determine a virtual path based on movements of the preceding vehicle.¹⁷



5. Highway Driving Assist

Acting as your copilot on freeways, this feature is available to help keep you centered in your lane while maintaining a set speed and distance from the vehicle in front. It can use navigation map data to automatically adjust for changing speed limits, and reduces your speed when it detects you're approaching a curve in the road ahead.¹⁸



6. Safe Exit Warning | Rear Occupant Alert

After you park, Safe Exit Warning issues an alert when a vehicle is detected to be approaching from behind, letting the driver know it may not be safe for passengers to open the street-side door.¹⁹ A thoughtful Rear Occupant Alert feature can help remind the driver to check the rear seats for kids or pets after turning off the engine.²⁰

Smart style. Brilliantly imagined.

Open the door of a 2026 Sonata, take your place in the driver's seat – and just admire the view. You may have had new cars before, but not one that looks and feels this advanced.

Inside, Hyundai designers continue reimagining how drivers are engaged and informed. The exchange of intelligence starts with an ergonomic steering wheel that places intuitive controls at your command. Throughout the cockpit, knobs and buttons are placed exactly where your fingertips expect them to be.

Stretched out before you is a panoramic curved display available with a 12.3" driver information cluster and 12.3" audio-video navigation system. You can set the automatic climate controls to your preference with simple touch-type gestures.²¹ Put your smartphone down on the available wireless charging pad – it recharges while you drive, so it's ready when you arrive.²²

Your passengers will arrive recharged, too, relaxing in the comfort of Sonata's spacious headroom and legroom. Placing the available Shift-by-Wire electronic gear selector on the steering column frees up even more space for cupholders and storage.²³

Ready to hear your favorite music sound bigger and richer than ever before? The 12-speaker Bose® premium sound system is available with Centerpoint 360 technology that delivers a powerful listening experience in every seat. Wireless Apple CarPlay® and Android Auto™ are standard on all 2026 Sonata models,²⁴ and a multi-Bluetooth® connection lets you stream playlists from two phones.



Power tilt-and-slide panoramic sunroof and N Line sport seats with red accents

BOSE
Better sound through research.

HD Radio™
Technology

Android Auto™
Apple CarPlay®

SiriusXM®
Satellite Radio

Dynamic Voice
Recognition



Panoramic curved display



Dual automatic climate control



Wireless phone charger and dual USB ports



Digital Key 2 Premium



SONATA N Line in Dark Gray Microfiber with Red Accents

Experience Bluelink+: No fees. No trial. No worries.

When we introduced Bluelink+, Hyundai became the first automotive brand to offer its suite of connected car features to new car purchasers at no extra cost. Today, Bluelink+ remains complimentary with the purchase of your new 2026 Sonata.⁴

Bluelink+ technologies are designed to help keep you safe – ranging from automatic collision notifications to enhanced roadside assistance that sends your location to a roadside assistance associate.²⁵ And much more. Bluelink+ also includes helpful maintenance features like remote diagnostics and monthly vehicle health reports. All complimentary with a 2026 Sonata new vehicle purchase.

Our MyHyundai with Bluelink app turns your compatible smartphone, smartwatch or home assistant device into a Bluelink remote control that can unlock your Sonata's doors and start the vehicle and climate controls before you walk out the door.²⁶

Enter your Sonata using the available Digital Key 2 Premium for your compatible smartphone or wearable device, and your radio and navigation system presets are restored using your Bluelink personal profile.²⁷ Apple Wallet,[®] Google Wallet[®] and Samsung Pass[®] let you share your digital key with trusted friends and family members²⁸ – as the primary driver, you can control when a shared key can be used, and pause or end shared-key access at any time.

Bluelink



Automatic Emergency Assistance

Bluelink offers you 24/7 SOS Emergency Assistance as well as Automatic Collision Notification that can call for help if you are in an accident where your vehicle's airbags deploy.²⁵



Over-the-Air Software Updates

Convenience is taken to the next level with Over-the-Air software updates that keep your infotainment and available navigation systems up-to-date without requiring a dealership trip.²⁹



Driver Profile Management

Save your navigation searches, radio presets and driver seat/side mirror settings³⁰ to your secure Bluelink account, and you can remotely update and push them to your Hyundai.



Remote Vehicle Controls

Use your compatible smartphone, smart speaker or wearable device to remotely start your Sonata's engine, set your car's cabin temperature, activate the available heated front seats and more.³¹



Remote Vehicle Status

Wondering how much fuel is in your tank? If your car's trunk is closed or the sunroof is open? Your MyHyundai with Bluelink app knows the answers to these questions. And many more.³¹



Hyundai Pay

Paying for fuel or parking is easy with the Hyundai Pay feature. It lets you find and complete your payments for fueling, or reserve parking directly from your vehicle touchscreen.²



SONATA N Line in Serenity White

SONATA SE

2.5L GDI/MPI Engine

191 HP

181 LB-FT



Popular Features

- Proximity Key with push button start
- Smart Cruise Control with Stop & Go
- LED projector-type headlights
- LED Daytime Running Lights and LED taillights
- 12.3" color touchscreen display with AM/FM/HD Radio™
- Acoustic-laminated windshield
- Front and rear dual USB ports

SONATA Hybrid Blue

2.0L GDI Hybrid Engine

192 NET HP

139 LB-FT



Popular Features

- Up to an EPA-estimated 51 combined MPG
- Proximity Key with push button start
- LED projector-type headlights
- LED Daytime Running Lights and LED taillights
- Hands-free smart trunk release
- 12.3" color touchscreen display with AM/FM/HD Radio™
- Wireless Android Auto™ and Apple CarPlay®

Exterior Dimensions

SONATA

Wheelbase	111.8 in
Overall Length	193.3 in
Overall Width	73.2 in
Overall Height	56.9 in

SONATA SEL SPORT

2.5L GDI/MPI Engine

191 HP

181 LB-FT



Popular Features

- Heated front seats and side mirrors
- 8-way power driver seat with adjustable lumbar support
- Leather-wrapped steering wheel
- Dual automatic temperature control
- Wireless phone charger
- Column-mounted Shift-by-Wire gear selector with paddle shifters
- Optional HTRAC All Wheel Drive

SONATA Hybrid SEL

2.0L GDI Hybrid Engine

192 NET HP

139 LB-FT



Popular Features

- Power tilt-and-slide panoramic sunroof
- 8-way power driver seat with adjustable lumbar support
- Acoustic-laminated front side glass
- Leather-wrapped steering wheel
- Heated front seats and side mirrors
- Wireless phone charger
- Power windows with front auto-down/up

Interior Dimensions

SONATA

Headroom – front / rear	40.0 / 37.8 in
Headroom with sunroof – front / rear	38.4 / 37.4 in
Legroom – front / rear	46.1 / 34.8 in
Shoulder Room – front / rear	57.9 / 56.1 in

SONATA N LINE

2.5L Turbo GDI/MPI Engine

290 HP

311 LB-FT



Popular Features

- N 8-speed Wet Dual Clutch Transmission (DCT) with paddle shifters
- N Line sport front seats and leather-wrapped sport steering wheel
- Dual twin exhaust outlets
- Digital Key 2 Premium
- Bose® premium audio with 12 speakers
- Highway Driving Assist
- Power tilt-and-slide panoramic sunroof

SONATA Hybrid Limited

2.0L GDI Hybrid Engine

192 NET HP

139 LB-FT



Popular Features

- Ventilated front seats
- Leather-trimmed seating surfaces and heated steering wheel
- Full color Head-up Display
- Blind-Spot View Monitor and Surround View Monitor
- Remote Smart Parking Assist
- Digital Key 2 Premium
- Bose® premium audio with 12 speakers

Interior Dimensions

SONATA

Passenger Volume	104.4 cu ft
Cargo (Trunk) Volume	15.6 cu ft
Total Volume	120.0 cu ft


Interior Colors



Gray Cloth
SE / SEL Sport / Hybrid Blue / SEL




Black Cloth
SE / SEL Sport / Hybrid Blue / SEL



Dark Gray Microfiber with Red Accents
N Line



Dark Gray / Camel Leather
Hybrid Limited




Gray Leather
Hybrid Limited



Black Leather
Hybrid Limited


Exterior Colors




Serenity White



Aero Silver




Portofino Gray




Transmission Blue



Ultimate Red



Carbon Blue



Abyss Black

Wheels

16" Alloy Wheel
SE



16" Alloy Wheel
Hybrid Blue



17" Alloy Wheel
Hybrid SEL / Limited



18" Alloy Wheel
SEL Sport



19" Alloy Wheel
N Line



SONATA | SONATA Hybrid

Power & Handling	SE	SEL S	N Line	Blue	SEL	Limited
191 hp/181 lb-ft, Smartstream 2.5L GDI/MPI 4-cylinder engine	●	●	–	–	–	–
290 hp/311 lb-ft, Smartstream 2.5L Turbo GDI/MPI 4-cylinder engine	–	–	●	–	–	–
192 net hp, 2.0L GDI 4-cylinder hybrid engine with 39 kW permanent magnet high-power density motor	–	–	–	●	●	●
8-speed automatic transmission	●	●	–	–	–	–
N 8-speed Wet Dual Clutch Transmission (DCT)	–	–	●	–	–	–
6-speed automatic transmission	–	–	–	●	●	●
Column-mounted Shift-by-Wire gear selector	–	●	●	●	●	●
Drive Mode Select	●	●	●	●	●	●
Electronic Parking Brake with Automatic Vehicle Hold	●	●	●	●	●	●
HTRAC All Wheel Drive	–	○	–	–	–	–
Exterior Features	SE	SEL S	N Line	Blue	SEL	Limited
N Line front and rear fascia	–	–	●	–	–	–
Dual twin exhaust outlets and rear lip spoiler	–	–	●	–	–	–
Automatic headlights with High Beam Assist	●	●	●	●	●	●
LED projector-type headlights	●	●	●	●	●	●
LED Daytime Running Lights and LED taillights	●	●	●	●	●	●
Acoustic-laminated windshield	●	●	●	●	●	●
Acoustic-laminated front side glass	–	●	●	–	●	●
Heated side mirrors	–	●	●	–	●	●
Fender-mounted LED turn signal indicators	–	–	●	–	–	●
Gloss black side mirrors and window surround	–	–	●	–	–	–
Power tilt-and-slide panoramic sunroof	–	–	●	–	●	●
Hands-free smart trunk release	●	●	●	●	●	●
Full power trunk	–	–	–	–	–	●
Rain-sensing wipers	–	–	–	–	–	●
Interior & Convenience Features	SE	SEL S	N Line	Blue	SEL	Limited
Proximity Key with push-button start	●	●	●	●	●	●
4.2" color LCD multi-information cluster display	●	●	–	●	●	–
12.3" digital instrument cluster	–	–	●	–	–	●
Leatherette-wrapped dashboard	–	–	–	–	–	●
Leather-wrapped steering wheel	–	●	–	–	●	●
N Line leather-wrapped sport steering wheel and aluminum pedals	–	–	●	–	–	–
Dual automatic temperature control	–	●	●	●	●	●
Heated front seats	–	●	●	–	●	●
Ventilated front seats	–	–	–	–	–	●
Rear air conditioning vents	–	–	●	●	●	●

Interior & Convenience Features	SE	SEL S	N Line	Blue	SEL	Limited
Ambient LED interior lighting (adjustable – 64 colors)	–	–	●	–	–	●
8-way power driver seat with adjustable lumbar support	–	●	●	–	●	●
Power front passenger seat	–	–	–	–	–	●
Integrated Memory System for driver's seat and side mirrors	–	–	–	–	–	●
Cloth seating surfaces	●	●	–	●	●	–
Leather-trimmed seating surfaces	–	–	–	–	–	●
Heated steering wheel	–	–	–	–	–	●
N Line sport front seats with microfiber suede inserts	–	–	●	–	–	–
Smart Cruise Control with Stop & Go	●	●	●	●	●	●
Remote Smart Parking Assist	–	–	–	–	–	●
Auto-dimming rearview mirror	–	–	●	–	–	●
Full color Head-up Display	–	–	–	–	–	●
Advanced Safety Features	SE	SEL S	N Line	Blue	SEL	Limited
Forward Collision-Avoidance Assist with Pedestrian/Cyclist Detection and Junction Turning Detection	●	●	●	●	●	●
Lane Keeping Assist and Lane Following Assist	●	●	●	●	●	●
Driver Attention Warning	●	●	●	●	●	●
Safe Exit Warning and Rear Occupant Alert	●	●	●	●	●	●
Blind-Spot Collision Warning	●	●	●	●	●	●
Rear Cross-Traffic Collision-Avoidance Assist	●	●	●	●	●	●
Highway Driving Assist	–	–	●	–	–	●
Blind-Spot View Monitor and Surround View Monitor	–	–	–	–	–	●
Parking Collision-Avoidance Assist – Reverse	–	–	–	–	–	●
Parking Distance Warning – Reverse/Forward/Side	–	–	–	–	–	●
Audio & Connected Car Technology	SE	SEL S	N Line	Blue	SEL	Limited
12.3" color touchscreen display with AM/FM/HD Radio™	●	●	–	●	●	–
Bose® premium audio with 12 speakers	–	–	●	–	–	●
12.3" navigation system	–	–	●	–	–	●
SiriusXM® Satellite Radio	●	●	●	●	●	●
Wireless Android Auto™ and Apple CarPlay®	●	●	●	●	●	●
Dynamic Voice Recognition	–	–	●	–	–	●
Wireless phone charger	–	●	●	–	●	●
Over-the-Air software updates	●	●	●	●	●	●
Digital Key 2 Premium	–	–	●	–	–	●
Bluelink+ Connected Car System	●	●	●	●	●	●
USB ports: Front (1 data/charge + 1 charge), Rear (2 charge)	●	●	●	●	●	●

● Standard ○ Optional – Not Available SEL S = SEL Sport Trim

SONATA

EPA MPG Estimates (City/Highway/Combined)

28/38/32 MPG 8-Speed A/T

25/36/29 MPG 8-Speed A/T

24/33/27 MPG 8-Speed A/T

23/32/27 MPG 8-Speed Wet DCT

FWD SE

FWD SEL Sport

AWD SEL Sport

FWD N Line

SONATA Hybrid

EPA MPG Estimates (City/Highway/Combined)

47/56/51 MPG 6-Speed A/T

44/51/47 MPG 6-Speed A/T

FWD Blue

FWD SEL / Limited

EPA estimates for comparison only. Mileage may vary. Your actual mileage will vary with options, driving conditions, driving habits and the vehicle's condition.

America's Best Warranty

POWERTRAIN LIMITED WARRANTY

10 YEARS
100,000 MILES

NEW VEHICLE LIMITED WARRANTY

5 YEARS
60,000 MILES

ANTI-PERFORMANCE WARRANTY

7 YEARS
UNLIMITED MILES

24/7 ROADSIDE ASSISTANCE

5 YEARS
UNLIMITED MILES

HYBRID/EV DIRECT ENERGY COMPONENTS

10 YEARS
100,000 MILES



Owner Assurance

Our commitment to Hyundai owners does not end with the transfer of keys. Wherever the road takes you, we have got your back with Hyundai Owner Assurance, an umbrella of services and benefits that includes America's Best Warranty, 24/7 Roadside Assistance, innovative safety and car care features... and more.

America's Best Warranty claim based on total package of warranty programs. See your Hyundai dealer for LIMITED WARRANTY details and HyundaiUSA.com/Assurance for Owner Assurance details and limitations. While the information contained in this brochure is based on the latest information available at the time of publication, specifications and equipment can change. Feature comparisons based on competitor information available at the time of publication. Although the information in this brochure is believed to be correct, accuracy cannot be guaranteed. No warranty or guarantee is being extended in this brochure, and Hyundai reserves the right to change product specifications and equipment at any time, without notice, without incurring obligations. Some vehicles are shown with optional equipment. Specifications apply to U.S. vehicles only. Please contact your Hyundai dealer or visit HyundaiUSA.com for current vehicle specifications or details on any of the programs or services listed here.

Footnotes

¹ Safety features vary by model and trim level. For details, refer to the Features chart in this brochure or visit HyundaiUSA.com. ² Hyundai Pay is available on select 2021-2026 model year Hyundai vehicles equipped with Bluelink and touchscreen navigation. Requires an active Hyundai Bluelink mobile app account, subject to the Connected Services and Hyundai Pay Terms and Conditions. Cellular and GPS coverage is required. Only use Bluelink features and corresponding devices when safe to do so. Valid Visa, MasterCard or American Express credit card must be linked to Hyundai Pay. Credit card eligibility and terms are determined by the card issuing bank. Hyundai Pay is currently accepted at select gas stations, charging stations and parking facilities (collectively, "Merchants") in the U.S. Participating Merchants may not operate in all states or locations. Additional Merchant terms and fees may apply. Features, specifications, fees and availability are subject to change. Visit Owners.HyundaiUSA.com for more information. ³ Remote Smart Parking Assist (RSPA) can help remotely park the vehicle. However, several factors can impact RSPA performance. RSPA may not function correctly if one or more of the parking sensors is damaged, dirty or covered, or if weather conditions (heavy rain, snow or fog) interfere with sensor operation. Always inspect the parking area with your own eyes. See Owner's Manual for details and limitations. ⁴ Bluelink+ is available to original purchasers and lessees of new 2024 or later Bluelink-equipped Hyundai models. Not available on all models and trims. Bluelink+ requires an active Bluelink account subject to the Connected Services Terms and Conditions. Bluelink features vary by model and trim. Only use Bluelink features and corresponding devices when safe to do so. Cellular and GPS coverage is required. Fees apply for map and multimedia over-the-air (OTA) updates after an initial three-year period of complimentary updates. Three-year term starts from the new vehicle date of first use. Features, specifications, and fees are subject to change. Bluelink services rely on digital wireless telecommunications technology outside of Hyundai's control. Bluelink is dependent on 4G LTE cellular networks controlled and maintained by third-party wireless carriers. If and when these networks change and/or discontinue service, or the underlying technology required to support Bluelink becomes obsolete, then the connected services will not work and Hyundai will be forced to cancel impacted subscription services. ⁵ America's Best Warranty claim based on total package of warranty programs. See dealer for LIMITED WARRANTY details. See your Hyundai dealer and HyundaiUSA.com/Assurance for details and limitations regarding Hyundai's Powertrain Limited Warranty, New Vehicle Limited Warranty and Roadside Assistance program. Competitive claim based on comparison of warranty specifications on manufacturer websites. ⁶ 2026 FWD SONATA Hybrid Blue: 47 City / 56 Hwy / 51 Combined MPG. SONATA Hybrid Blue driving range estimate based on fuel tank capacity and EPA-estimated 51 combined MPG rating. All MPG figures are EPA estimates for comparison purposes only. Actual mileage will vary with options, driving conditions and habits, vehicle and battery condition, and other factors. ⁷ Class comparison based on midsize sedan competitors as defined by Hyundai Motor America. Claim based on comparison of specifications on manufacturer websites. The hands-free smart trunk opens when your Proximity Key is within 3 feet of the detection area for at least 3 seconds. Radio transmitters and other smart keys may interfere with normal operation. Please consult your Owner's Manual for details and limitations. ⁸ Surround View Monitor (SVM) is a parking support system. SVM cannot completely eliminate blind spots, may not detect every object and does not warn of moving objects. Always check your surroundings before moving your vehicle. See Owner's Manual for details and limitations. ⁹ Parking Collision-Avoidance Assist - Reverse (PCA-R) can alert the driver to a potential hazard while reversing by providing an audible warning and/or applying braking. PCA-R is active when the vehicle is in reverse gear and operating at low speeds. Never rely exclusively on PCA-R. PCA-R cannot prevent all collisions and may not provide alerts or braking in all conditions. Always look over your shoulder and use your mirrors to confirm rear clearance. There are limitations to the function, detection, range and clarity of the system. See Owner's Manual for details and limitations. ¹⁰ Do not rely exclusively on Parking Distance Warning. Parking Distance Warning is a supplemental system, and the driver must still be attentive and exercise caution when parking. See Owner's Manual for further details and limitations. ¹¹ Only use Launch Control feature on a closed racetrack and with extreme caution. Never use Launch Control on public roads. See Owner's Manual for further details and limitations. ¹² Blind-Spot Collision Warning (BCW) can assist the driver by warning of other cars in the blind spot region. While your turn signal is on, it can alert you visually, by sound and/or by haptic feedback when equipped. It senses the rear side territory of the vehicle when it is traveling over approximately 12 mph. There are limitations to the function, range, detection and clarity of the system. It will not detect all vehicles or objects in the blind spot. Its operation depends on the size, distance, angle and relative speed difference between your car and other cars. BCW may not operate if sensors are obscured in any way. Do not rely exclusively on BCW. BCW is a supplemental system, and the driver must still be attentive and exercise caution when driving. It is the driver's responsibility to be aware of the surroundings and ensure it is clear before changing lanes or directions. See Owner's Manual for further details and limitations. ¹³ Blind-Spot View Monitor (BVM) assists the driver in changing lanes by providing a live view of the blind spots on either side of the vehicle and an audible alert if another vehicle is detected. The turn signal must be activated and other system limitations apply. Do not rely exclusively on BVM. It is the driver's responsibility to be aware of the surroundings and ensure it is clear before changing lanes or directions. See Owner's Manual for details and limitations. ¹⁴ Government 5-Star Safety Ratings are part of the National Highway Traffic Safety Administration's (NHTSA's) New Car Assessment Program (www.nhtsa.gov). ¹⁵ Forward Collision-Avoidance Assist with Pedestrian, Cyclist, and Junction Turning Detection is intended to be a supplement to safe driving practices. The system is not designed to detect certain stationary objects such as trees or poles, and may not detect all vehicles, pedestrians or cyclists under certain conditions. The system's Junction Turning function operates when the vehicle's left turn signal is activated, the vehicle is traveling between approximately 6-19 mph and the oncoming vehicle's speed is between approximately 19-44 mph. The system is a driver assistance feature and is not a substitute for safe driving. The driver is responsible for being attentive and maintaining control of the vehicle, and should not wait for the system's alerts before braking as there may not be sufficient time to brake safely. See Owner's Manual for further details and limitations. ¹⁶ Rear Cross-Traffic Collision-Avoidance Assist (RCCA) can alert the driver of a potential collision by providing an audible warning and/or applying braking. RCCA is active when the vehicle is in reverse and operating at low speeds. Never rely exclusively on RCCA. RCCA cannot prevent all collisions and may not provide alerts or braking in all conditions. Always look over your shoulder and use your mirrors to confirm rear clearance. There are limitations to the function, detection, range and clarity of the system. See Owner's Manual for details and limitations. ¹⁷ Lane Following Assist (LFA) helps keep your vehicle centered in its lane only when the lane markings are clearly visible on the road. LFA will not work under all circumstances and will not prevent loss of control. LFA is a supplemental assist, and does not replace the need for extreme care and attention by the driver. See Owner's Manual for details and limitations. ¹⁸ Highway Driving Assist (HDA) is for highway use only and can help keep the vehicle centered in its lane while maintaining a safe distance from the vehicle ahead only when the lane markings are clearly visible on the road. HDA should not be used in poor weather, heavy or varying traffic, or on winding or slippery roads. HDA will not work under all circumstances and will not prevent loss of control. Driver remains responsible to slow or stop the car to avoid a collision. See Owner's Manual for details and limitations. ¹⁹ When the vehicle is parked, Safe Exit Warning (SEW) can alert the driver when a vehicle is approaching from behind. SEW does not work in all situations and is not a substitute for driver or passenger attentiveness. Always be aware of your surroundings and be attentive of approaching vehicles. See Owner's Manual for details and limitations. ²⁰ Upon turning the engine off, Rear Occupant Alert (ROA) will provide a visual alert on the instrument cluster. ROA is not a substitute for driver attentiveness. Never leave a child or pet unattended in a vehicle. See Owner's Manual for details and limitations. ²¹ Dual automatic climate control not available on SONATA SE. ²² Qi wireless charging function is based on smartphone compatibility and/or specific accessory cases. ²³ Column-mounted Shift-by-Wire gear selector not available on SONATA SE. ²⁴ Apple® is a registered trademark of Apple Inc. Android Auto™ is compatible with Android™ phones running Android 5.0 or higher. Android Auto may not be available on all devices. Additional apps may be required. Android and Android Auto are trademarks of Google LLC. ²⁵ Bluelink agents will contact existing emergency service responders. ²⁶ Requires active Bluelink Advanced subscription (complimentary for the original owner). Remote climate control available on properly equipped models with fully-automatic temperature control. Remote stop only available when in remote start mode. ²⁷ Digital smartphone key requires a compatible smartphone and an appropriately equipped Hyundai vehicle. Not all smartphones are compatible. Hyundai vehicle must be equipped with smart key with push button start, wireless device charging, and Audio Video Navigation System 5.0 (or newer) or Display Audio 2.0. Tap to lock/unlock function works on front doors only. Requires MyHyundai with Bluelink app and active Bluelink account. Please visit www.MyHyundai.com for information on compatible devices. Features and specifications subject to change. See your Owner's Manual for additional details and limitations. ²⁸ Apple Wallet® is a registered trademark of Apple Inc. Samsung Pass® is a registered trademark of Samsung Electronics Inc. Google Wallet™ is a trademark of Google LLC. ²⁹ Map and multimedia Over-the-Air (OTA) updates are available and complimentary to original purchasers and lessees of eligible models for an initial three-year term, after which fees apply. Three-year term starts from new vehicle date of first use. OTA updates require an eligible model and an active Bluelink subscription agreement subject to the Connected Services Terms and Conditions. Only use Bluelink features and corresponding devices when safe to do so. Cellular and GPS coverage is required. Features, specifications, and fees are subject to change. ³⁰ Requires vehicle equipped with Integrated Memory System. ³¹ Requires active Bluelink Advanced subscription (complimentary for the original owner). Remote climate control available on properly equipped models with fully automatic temperature control. Remote stop only available when in remote start mode.



Hope comes standard on every Hyundai.


Each time we sell a Hyundai, a portion goes to Hyundai Hope On Wheels® to help find a cure for childhood cancer. Over the last 27 years, Hyundai Hope On Wheels has donated \$277 million to pediatric cancer research. Hope is our greatest feature. And it comes standard on every Hyundai.

For more information, please visit HyundaiHopeOnWheels.org.




Learn more online.

Visit HyundaiUSA.com to build and price your SONATA, compare competitors, search dealer inventory and more. Just scan a QR code with your smartphone and go.



SONATA



SONATA Hybrid