



I-87028VW | I-87028VW-20V

8-Channel Isolated Voltage Output Module

Features

- 8-channel Voltage Output
- 2 kV Channel-to-Channel Isolation
- Short Circuit Protection
- Configurable Power-on Value Settings
- Configurable Safe Value Settings
- 4 kV ESD Protection
- Individual Channel Configuration



Introduction

The I-87028VW and I-87028VW-20V are 8-channel voltage output modules that feature 2000 VDC channel-to-channel isolation, and provides for 4 kV ESD protection and 2000 VDC intra-module isolation. Options for configuring power-on and safe values are also included.

System Specifications

Model	I-87028VW	I-87028VW-20V
COM Port		
Ports	RS-485	
Data Format	N, 8, 1	
Baud Rate	1200 ~ 115200 bps	
Protocol	DCON	
CPU Module		
Dual Watchdog Timer	Module (1.6 Seconds), Communication (Programmable)	
LED Indicators		
System LED Indicator	1	
Isolation		
Intra-module Isolation, Field-to-Logic	2000 VDC	
EMS Protection		
ESD (IEC 61000-4-2)	±4 kV Contact for Each port, ±8 kV Air for Random Poin	
Power		
Consumption	4 W Max.	
Mechanical		
Dimensions (W x L x H)	30 mm × 115 mm × 102 mm	
Environment		
Operating Temperature	-25 ~ +75 °C	
Storage Temperature	-40 ~ +85 °C	
Humidity	10 ~ 95 % RH, Non-condensing	

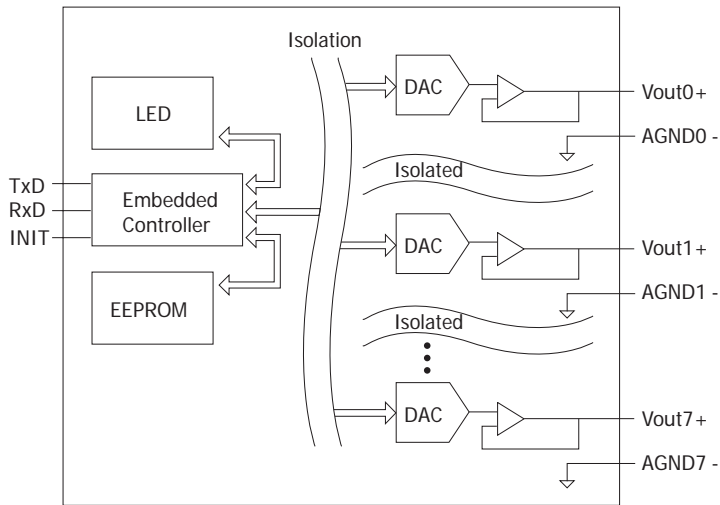
I/O Specifications

Model	I-87028VW	I-87028VW-20V
Analog Output		
Channels	8	
Range	0 ~ +10 VDC	0 ~ +20 VDC
Resolution	12-bit	
Accuracy	±0.15% of FSR	
Zero Drift	±0.2 μV/°C	
Span Drift	±25 ppm/°C	
DA Output Response Time	10 ms per channel	
Programmable Output Slope	Voltage: 0.0625 ~ 512 V/Second	
Output Capacity	10 V @ 10 mA	20 V @ 5 mA
Channel-to-Channel Isolation	2 kV	
Short Circuit Protection	Yes	
Individual Channel Configuration	Yes	
Power on Value	Yes	
Safe Value	Yes	

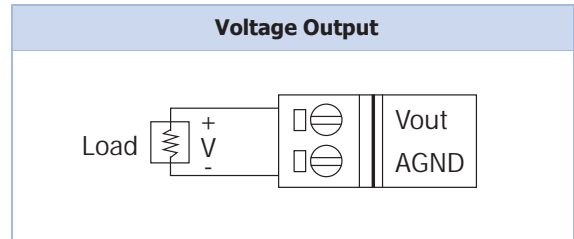
Applications

- Building Automation
- Factory Automation
- Machine Automation
- Remote Maintenance
- Remote Diagnosis
- Testing Equipment

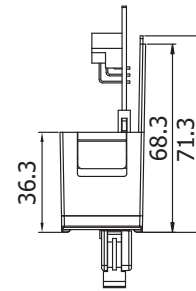
Internal I/O Structure



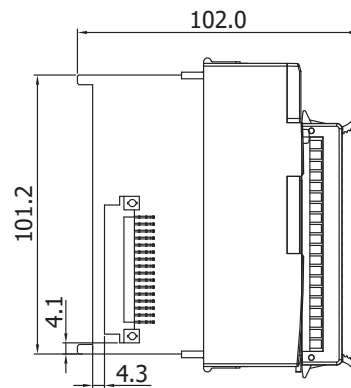
Wire Connections



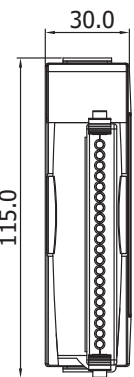
Dimensions (Unit: mm)



Top View

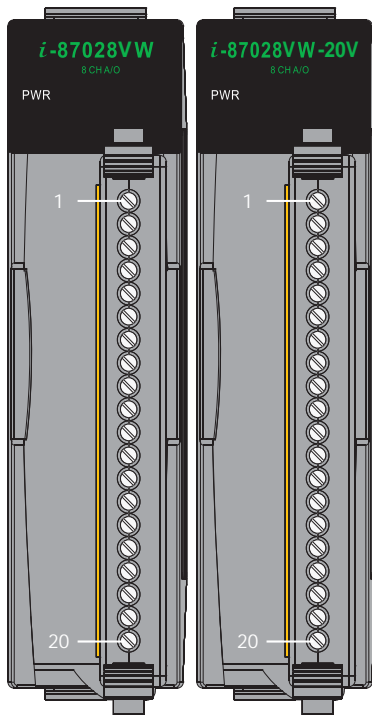


Left View



Front View

Pin Assignments



Terminal No.	Pin Assignment
01	Vout0+
02	AGND0-
03	Vout1+
04	AGND1-
05	N.C.
06	Vout2+
07	AGND2-
08	Vout3+
09	AGND3-
10	N.C.
11	Vout4+
12	AGND4-
13	Vout5+
14	AGND5-
15	N.C.
16	Vout6+
17	AGND6-
18	Vout7+
19	AGND7-
20	N.C.

Accessories

SG-770 CR



7-channel Differential or 14-channel Single-ended Surge Protector (RoHS)

SG-3000 Series



Signal Conditioning Modules for Thermocouple, RTD, DC Voltage, DC Current and Power Input

Ordering Information

I-87028VW CR	8-channel 12-bit Channel-to-Channel Isolated Voltage Output Module (0 ~ +10 VDC) (RoHS)
I-87028VW-20V CR	8-channel 12-bit Channel-to-Channel Isolated Voltage Output Module (0 ~ +20 VDC) (RoHS)