



The Ultimate
WEDDING
GUIDE

A WEDDING DAY BLUEPRINT FOR
CRAFTING A DAY AS UNIQUE
AS YOUR LOVE STORY

THE ULTIMATE WEDDING GUIDE
IS A COMPLETELY FREE PUBLICATION FOR
ANYONE INTERESTED IN INFORMATION ON
PLANNING THEIR WEDDING, AS WELL AS FOR
WEDDING INDUSTRY PROFESSIONALS

SCAN HERE TO DOWNLOAD A FREE
DIGITAL VERSION OF THIS GUIDE



CONTACT BRIAN'S STUDIO FOR A PHYSICAL
COPY OF THIS GUIDE

WEDDING INDUSTRY PROFESSIONALS
INTERESTED IN BEING FEATURED IN THIS
WEDDING GUIDE FOR FREE PLEASE CONTACT
THE STUDIO FOR DETAILS

@BRIANMACSTAYWEDDINGS
BRIAN@BRIANMACSTAYPHOTOGRAPHY.COM
BRIANMACSTAY.COM • 925-348-8856

All photographs in this guide were captured by Brian MacStay Photography unless otherwise noted

All opinions expressed in the Ultimate Wedding Guide are that of Brian MacStay unless otherwise authored

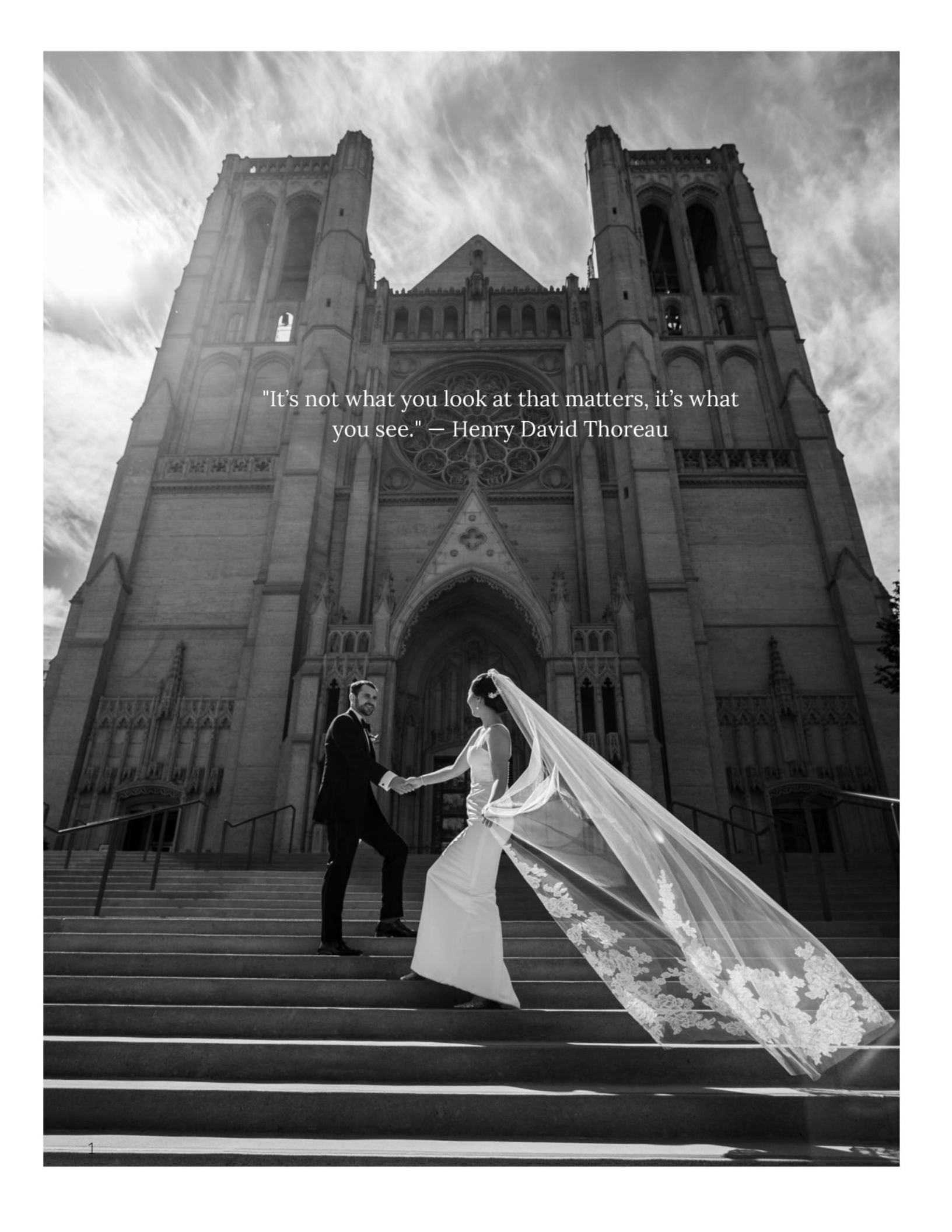


WELCOME TO

Brian MacStay Photography's Ultimate Wedding Guide

A wedding day blueprint designed by a
photographer with experience
at over 500 weddings

Note: Wherever you see a QR code throughout this Guide scan it for more content



"It's not what you look at that matters, it's what
you see." — Henry David Thoreau



Table of CONTENTS

- 3 WELCOME TO THE ULTIMATE WEDDING GUIDE
- 9 FEATURED VENDOR HOLLY DIFFIN EVENTS!
- 12 SAVING MONEY WITH A WEDDING PLANNER!
- 15 PRIORITIZING YOUR WEDDING BUDGET
- 19 FINDING THE PERFECT WEDDING VENUE
- 21 HANDPICKING YOUR IDEAL WEDDING VENDORS
- 26 BRIAN'S PREFERRED VENDOR LIST
- 30 QUESTIONS FOR PHOTOGRAPHERS & VIDEOGRAPHERS
- 36 PREPARING FOR YOUR ENGAGEMENT SHOOT
- 45 BUILDING YOUR TIMELINE
- 47 GATHERING & ORGANIZING THE BRIDE & GROOM DETAILS
- 51 GETTING READY FOR YOUR BIG DAY - HAIR & MAKEUP
- 62 TO FIRST LOOK OR NOT TO FIRST LOOK
- 67 FUN & BEAUTIFUL WEDDING PARTY PORTRAITS
- 72 BEAUTIFUL, ORGANIZED AND EFFICIENT FAMILY PORTRAITS
- 78 PLANNING A CEREMONY TO REMEMBER
- 85 NATURAL COUPLES PORTRAITS
- 90 PLAN A WEDDING RECEPTION THEY'LL ALWAYS TALK ABOUT
- 104 EDITORIAL- A BEHIND THE SCENE LOOK AT THE WEDDING INDUSTRY
- 115 HAND CRAFTED WEDDING ALBUMS - CREATING A FAMILY HEIRLOOM
- 117 A LITTLE ABOUT BRIAN
- 119 A SPECIAL THANK YOU

Welcome to Brian MacStay Photography



Thank you so much for choosing to read my **Ultimate Wedding Guide!**

I'm excited to have the opportunity to share my knowledge, experience, and resources with you to help plan the wedding of your dreams!



Hi there, I'm excited to help with your wedding planning journey

I have created this guide, in collaboration with dozens of seasoned wedding professionals like myself, and several of my past and present couples, with you and your wedding planning journey in mind.

Throughout this guide you will find more than just tips and ideas for making your wedding wonderful and beautiful. You will also dive deep behind the curtain of

what it is really like to make a successful wedding experience from the vendors perspective.

This guide will give you a roadmap for planning a unique, exciting, beautiful wedding that you and your loved ones will remember and share memories of for generations to come!

Let's get started!



AUBERGE DU SOLEIL, NAPA VALLEY



NESTLDOWN, LOS GATOS



Planning Your WEDDING

With hundreds of years of combined experience and thousands of weddings behind us, I've collaborated with a team of highly seasoned wedding professionals to create the Ultimate Wedding Guide – a comprehensive resource filled with expert articles and invaluable guidance to support you in planning your perfect day.

Featured Vendor



Holly Diffin Events

@hollydiffinevents • holly@hollydiffinevents.com

www.HollyDiffinEvents.com • 916-666-9787





Brian's Review of Holly

"I recently had the absolute pleasure of working with Holly Diffin Events at a wedding at Mountain Shadow's in Forest Hill, and was thrilled with how well we all worked with her and her team, what an amazing job they did! I've been photographing weddings for over 15 years, and worked with countless of wedding planners, and I can tell you that Erin is one of the best. She just moved to the top of my future referral list!"

A NOTE FROM HOLLY

Hey, gorgeous!

I'm Holly, the heart and soul behind Holly Diffin Events—where wedding planning meets seamless execution, and where you, my friend, get to fully enjoy your wedding day without stress, worry, or a single timeline check.

Let's be real: you deserve to be sipping champagne, laughing with loved ones, and soaking up every magical moment—not running around handling last-minute details or wondering if the napkins are folded correctly. That's where my team and I come in.

A Little About Me...

My love for events started early—think 8-year-old Holly carefully setting the dinner table, arranging appetizers just so, and making sure the perfect playlist set the mood. I've always believed in the power of a well-hosted gathering, where every detail is thoughtfully crafted to create an unforgettable experience.

When I got married in 2018, I had an



incredible wedding planner who made our day effortless and joyful. But at other weddings? I saw the stress, the last-minute chaos, the family members running around instead of celebrating. Even as a guest, I found myself stepping in—adjusting décor, helping the couple breathe easier, making sure things flowed smoothly. I knew then: this was what I was meant to do.

What started as a deep-seated love for celebrations and a knack for organization evolved into a full-fledged business dedicated to creating seamless, stress-free wedding experiences. I took a leap of faith, poured my heart into this dream, and never looked back—because every couple deserves a wedding day that feels effortless, joyful, and truly unforgettable.

What We Do

From full-service wedding planning to expert coordination, my team and I ensure your day is as flawless as your love story. Whether we're with you from day one, or stepping in to bring the final details together, our promise is simple:

We handle the logistics, so you can focus on the moments that matter.

We take care of the details, so you can celebrate fully.

We support you wholeheartedly, so you feel seen, heard, and completely at ease.

Our team is dedicated to making your vision a reality, treating your wedding day with the same care and attention we'd give our own. From managing vendors to perfecting the timeline, from setting up décor to ensuring you actually eat that delicious dinner—we've got you.

Plain and simple: We're the experts. Consider everything handled!

So if you're ready for a wedding day that feels effortless, magical, and completely you—I'd love to chat. Let's create something unforgettable together.

Cheers to your love story,

Holly





Why Hiring a Wedding Planner First Can Actually Save You Money

By Holly Diffin Events

Picture this: You just got engaged—cue the champagne pop! The excitement is real, and the first thing on your mind is finding the perfect venue. After all, you need a place to get married, right?

So, you jump into researching venues, schedule a few tours, and finally walk into the one. It's stunning, it fits your aesthetic, and you can already picture the dance floor packed with your favorite people. Even better? The venue coordinator tells you it's all-inclusive, which sounds like a dream come true. No brainer—you sign the contract, lock in your date, and breathe a sigh of relief.

But then, reality hits.

The Hidden Costs of Booking a Venue Too Soon

A few weeks later, you start diving into the details and suddenly realize that all-inclusive doesn't actually mean all expenses covered. The catering minimums are way higher than expected, you're required to use their vendors (some of whom are way outside your budget), and there's a whole list of service fees, gratuities, and additional costs that no one mentioned on the tour.

Suddenly, you're staring at your budget, realizing that the venue alone has taken up way more than you planned. Now, you're stressing about how you're going to afford the rest of the wedding—the photographer, entertainment, florals, and everything else that makes your day unforgettable.

This is what we call venue poor—when couples lock in a venue before truly understanding the full financial picture of their wedding. And it happens all the time.



How a Wedding Planner Can Prevent This

This is exactly why working with a wedding planner before booking a venue is one of the smartest financial moves you can make. When our couples come to us first, we set them up for success from day one. Here's how we've got your back:

We Help You Figure Out Who's Contributing—and How Much

Let's be real—talking about money with family can feel *awkward*. No one likes bringing up finances, and it's easy to dance around the big question: *How much are you actually willing to contribute to our wedding?*

That's where we come in. We give you the *exact* words to say in these conversations so they feel natural, not stressful. With our guidance, you'll walk into these discussions with confidence, setting clear expectations from the start. No more guessing, no more tension—just clarity and peace of mind.

We Build a Budget That Actually Works for You

Before you commit to a venue, we help you understand what's realistic based on your priorities. What are your non-negotiables? What elements of your wedding really matter to you? We make sure your budget reflects those priorities, rather than being dictated by a venue that might not be the right financial fit.

We Decode Venue Contracts So There Are No Surprises

Fine print? We've seen it all. We break down what's included (and more importantly, what's not) so you don't get blindsided by unexpected costs. From required vendors to hidden fees, we make sure you're fully informed before signing anything.

We Match You with Venues That Fit Your Vision & Budget

Instead of falling in love with a venue that stretches your finances thin, we help you find the perfect one—without sacrificing everything else you want for your wedding day.

Investing in a Planner = Saving Money, Stress, and Backtracking

We've seen too many couples come to us after making costly mistakes—stretching their budget too thin, having to cut things they love, or scrambling to find last-minute solutions because they didn't have the full picture upfront.

But when you have us in your corner from the beginning, you're set up for success. No stress, no surprises—just a well-planned, well-budgeted wedding that reflects your vision and priorities.

So before you say yes to the venue, consider saying yes to a wedding planner first. Trust us—your future self will thank you.



Prioritizing YOUR WEDDING BUDGET

Planning your wedding is all about making thoughtful choices to create an unforgettable experience. By focusing on elements that hold lasting significance, like photography and hiring a skilled planner to bring your vision to life, you'll ensure your day is beautifully captured and seamlessly executed.

Prioritizing Your Wedding Budget

for the Best Overall Experience

by Brian MacStay

Planning your wedding is one of the most exciting times of your life, but it's no secret that expenses can add up quickly. With countless options for every detail, deciding where to allocate your budget can feel overwhelming. The key is to prioritize what will have the greatest impact on your experience and memories. As someone who has photographed hundreds of weddings, I can confidently say that thoughtful budgeting leads to the most beautiful and stress-free celebrations.



THE BROADMOOR RESORT, COLORADO SPRINGS

Florals by
Design Works
Events



Invest in What Matters Most

When considering your wedding budget, start by identifying the elements that will have lasting significance. Photography and videography are at the top of that list. After the flowers have wilted and the cake has been eaten, your photos will be what brings those memories flooding back. Investing in an experienced photographer ensures your moments are captured authentically and beautifully.

A professional wedding planner is another invaluable investment. While some couples may hesitate at the cost, a seasoned planner often saves you money in the long run. Planners have industry connections, access to discounts, and the expertise to negotiate on your behalf. They'll help you avoid costly mistakes and maximize every dollar, making your budget work harder for you. Plus, their coordination ensures your day runs smoothly, allowing you to enjoy every moment.

Where You Can Cut Back

Once you've established your priorities, consider where you can scale back without compromising the experience. Here are a few areas where couples often find room to save:

- **Guest List:** Trimming your guest count is one of the most effective ways to reduce expenses. Fewer guests mean lower costs for catering, rentals, and venue space.
- **Favors:** While personalized favors are a sweet touch, many guests won't remember them. Instead, allocate those funds toward elements that enhance the overall experience, like live music or upgraded dining options.
- **Invitations and Paper Goods:** Digital invitations or simpler printed designs can save hundreds of dollars without sacrificing elegance.
- **Wedding Cake:** Consider a smaller display cake for photos and a sheet cake for serving. It's a budget-friendly option that still gives you a beautiful cake-cutting moment.
- **Flowers and Decor:** Focus your floral budget on key impact areas like the ceremony backdrop or head table. Repurposing florals from the ceremony to the reception is a practical and beautiful way to stretch your budget.

Creating a Balanced Budget

A well-balanced budget means spending where it counts and finding creative ways to save elsewhere. Here's a suggested allocation to consider:

- Photography & Videography: 15-20% of your budget
- Wedding Planner: 10-15% of your budget
- Venue & Catering: 40-50% of your budget
- Florals & Decor: 10% of your budget
- Entertainment: 5-10% of your budget
- Attire & Beauty: 5-7% of your budget
- Miscellaneous: 3-5% of your budget

Of course, these numbers can vary depending on your personal priorities. Your planner can provide further guidance tailored to your vision.

Final Thoughts

Ultimately, prioritizing your wedding budget is about making intentional decisions. Invest in the elements that will provide lasting memories and enhance the experience for both you and your guests. With a trusted planner by your side and a skilled photographer capturing every moment, your wedding day will be everything you've dreamed of – and beautifully preserved for a lifetime.



Finding the perfect
WEDDING VENUE

Holly guides you to choose a wedding venue that matches your vision, guest count, and budget while offering the right ambiance. Consider location, amenities, and flexibility to ensure a seamless and memorable celebration.

As a wedding planner, I always tell my couples that choosing a venue isn't just about finding a beautiful space—it's about setting the foundation for the entire wedding experience. Before falling in love with a venue's aesthetics, consider the logistics: Does it comfortably fit your guest count? Does it align with your vision but also work within your budget? Many venues have hidden costs—rentals, required vendors, or overtime fees—so always ask what's included. Think about the guest experience, too. Is there convenient parking? Are there accommodations nearby? If it's an outdoor space, what's the backup plan for bad weather? A venue should work with you, not against you, so pay attention to how responsive and flexible the venue team is.

Visit during the same season as your wedding, imagine the space filled with people, and trust your instincts. Some venues look stunning but have logistical nightmares, like difficult layouts or strict noise ordinances that could cut your reception short. Consider how the space flows—will guests feel comfortable moving from ceremony to cocktail hour to reception? And most importantly, work with a venue that understands your priorities and is willing to be a partner in bringing your vision to life. The right venue isn't just one that looks good in photos—it's one that allows your day to unfold smoothly, without unnecessary stress



FLORALS AND CEREMONY FURNISHINGS BY RION DESIGNS

Choosing Your Wedding Vendors

Why Experience Matters: The Benefits of Hiring Seasoned Wedding Vendors
by Brian MacStay

When planning your wedding, every decision you make contributes to the overall experience—both for you and your guests. One of the most crucial choices is selecting your vendors. While newer, part-time vendors may offer attractive pricing, there’s an undeniable advantage to working with seasoned professionals who have a decade or more of experience and make weddings their full-time career. Here’s why choosing experienced, full-time wedding vendors is an investment worth making.



Florals by
Elissa Dunn
Floral Studio



Experienced vendors have encountered nearly every scenario imaginable, from sudden weather changes at outdoor ceremonies to last-minute timeline shifts. Their ability to handle unexpected challenges with grace and efficiency comes from years of experience refining their skills. Whether it's a photographer adjusting for tricky lighting, a caterer managing a large guest count without delays, or a DJ expertly reading the crowd, their polished execution ensures that the day runs smoothly.



Beyond their expertise, seasoned wedding vendors also bring invaluable industry connections. Over the years, they have built relationships with other top-tier professionals, which can be incredibly beneficial if an issue arises. If a florist needs to be replaced at the last minute, an experienced planner will have trusted contacts to call. If a photographer and videographer need to coordinate seamlessly, a long-time pro will likely have worked with many of the best in the business. These connections can make a significant impact on the overall success of the event.

Another key advantage of working with full-time professionals is their level of commitment and reliability. Wedding vendors who do this as their primary career are fully invested in delivering exceptional results, unlike part-time or hobbyist vendors who may have other job commitments or conflicting priorities. A full-time professional is far less likely to cancel at the last minute or take on more than they can handle, ensuring that couples don't experience unnecessary stress leading up to their big day.



Experienced vendors have encountered nearly every scenario imaginable, from sudden weather changes at outdoor ceremonies to last-minute timeline shifts. Their ability to handle unexpected challenges with grace and efficiency comes from years of experience refining their skills. Whether it's a photographer adjusting for tricky lighting, a caterer managing a large guest count without delays, or a DJ expertly reading the crowd, their polished execution ensures that the day runs smoothly.



"A thing that you see in my pictures is that I was not afraid to fall in love with these people." — Annie Leibovitz



My preferred
VENDOR
LISTS

Out of over 500 weddings in my career these are my favorite vendors for florals, videographers, planners, and makeup and hair & Entertainment



NESTLDOWN, LOS GATOS

MIRROR, MIRROR ON THE WALL...



MAKEUP & HAIR

Carrie Aldous Luxe Makeup & Hair | @carriealdous
Christi Reynolds | christireynoldsbeauty.com

FLORALS

Ellisa Dunn Floral Studio | @ellisadunnfloralstudio
Apis Florals | @apisfloral and/or asielsdesign.com
Asiel Design | @asielsdesign and/or asielsdesign.com
Loop Flowers | @loopflowers | loopflowers.com

VIDEOGRAPHERS

AVR Films | @avrfilms | AVRFilms.com
Grover Films | @groverfilms | groverfilms.com
Hitmaker Films | @hitmakerfilms | hitmakerfilms.com
Love Unique Studios | @loveuniquestudios | loveuniquestudios.com

PLANNERS

Holly Diffin Events | @hollydiffinevents | hollydiffinevents.com
Allora Event Design | @alloraevents | alloraevents.com
Every Elegant Detail | everyelegantdetail.com
Magnetic Magnificent Events | magneticmagnificent.com

ENTERTAINMENT

DJ - AVL Entertainment | @avlentertainment
Live Painting | @kvtfineart | kvtfineart.com
Electric Violin | @frozenfiddlerose | rosecrelliniviolin.com
The Apple Z Band | @applezlive and | applezband.com

To see a comprehensive list of Brian's
preferred vendors scan the QR Code



Booking YOUR PHOTOGRAPHER

A guide by Brian MacStay for
asking the right questions to
choose the best photographer to
tell your story



AUBERGE DU SOLEIL, NAPA VALLEY

Wedding photography is one of the most challenging and demanding forms of photography, requiring technical expertise, adaptability, and the ability to perform under intense pressure. Weddings move quickly, with strict timelines, changing and fast changing lighting conditions, unpredictable weather, and no second chances to capture key moments. A seasoned photographer must not only adjust seamlessly to these challenges but also handle difficult guests, manage large group shots efficiently, and troubleshoot unexpected issues—whether it's malfunctioning gear, a last-minute schedule change, or a dimly lit venue. This is why experience is absolutely crucial. When things go wrong, as they inevitably do, a true professional knows how to problem-solve instantly without missing a beat.

Hiring a full-time, dedicated wedding photographer—rather than a "weekend warrior" or someone new to the industry—ensures that you're working with someone who has spent years refining their craft. Cutting corners with an inexperienced photographer may save money upfront, but it can result in missed moments, poorly lit images, or technical mishaps that cannot be undone. Your wedding photos will be the lasting memories of one of the most important days of your life—invest in someone who has the expertise to deliver them flawlessly, no matter the circumstances.

To assist in this decision-making process, I have compiled a list of in-depth questions that will not only help assess a photographer's level of experience and professionalism but also provide insight into their working style and what you and your guests experience will be like on your wedding day.

Unique & In-Depth Questions to Ask a Wedding Photographer Before Booking

Experience & Expertise

- How many weddings have you photographed in your career? How many do you shoot per year?
- How long have you been a wedding photographer, and what drew you to this industry?
- Have you worked with diverse cultural or religious weddings? How do you adapt to different traditions?
- Have you ever faced a major wedding-day challenge (bad weather, timeline delays, equipment failure)? How did you handle it?

Preparedness & Backup Plans

- What's your backup plan if you get sick or have an emergency on our wedding day?
- Do you bring backup equipment? What does that include (extra cameras, lenses, memory cards, flashes)?
- What happens if your camera or memory cards fail during the event?
- Do you have a plan for unexpected lighting challenges (e.g., dark venues, midday sun, candlelit receptions)?

Client Experience & Customization

- How do you help couples feel comfortable in front of the camera, especially if they're camera-shy?
- What's your approach to capturing candid moments versus posed shots?
- Do you prefer to blend into the background or take a more hands-on, directive approach during the wedding?

Wedding Day Coverage & Style


- How would you describe your wedding photography style—photojournalistic, documentary, portrait-heavy, or a mix?
- What is your presence like on the wedding day? Are you more quiet and unobtrusive, or do you direct a lot of moments?
- How much gear do you typically bring? Will it be noticeable to guests, or do you keep it minimal?
- Do you work solo or with a second shooter? If so, what's their role?

Professionalism & Transparency

- Can we please see at least 2 full wedding galleries you've delivered to other clients?
- How do you handle difficult lighting situations, such as harsh sunlight or dark venues? Ask to see examples
- How do you coordinate with videographers to ensure a smooth workflow?
- Have you worked with our planner or other key vendors before?



**To see my answers
to all of these questions
click or scan the QR Code
above to be directed my
blog post on this subject**





BRECKENRIDGE, COLORADO

Before YOUR WEDDING

Here you will find some things to consider before your wedding, including why to hire a wedding planner, choosing your photographer, organizing your details, and an example of a wedding day timeline



Your ENGAGEMENT

More than just photos. Your engagement shoot is valuable in many ways.

Oh! And what should you wear?!

WHY ENGAGEMENT PHOTOS ARE SO VALUABLE BEFORE THE WEDDING

by Brian MacStay



As a wedding photographer, I truly believe that engagement sessions are one of the most important steps a couple can take in preparing for their big day. These sessions are about so much more than just beautiful photos—they help build confidence, create connection, and set the stage for a smooth and enjoyable wedding photography experience. Here's why include them in most of my collections, and why I always encourage my couples to schedule an engagement shoot before their wedding.

1. We Get to Know Each Other Personally

I'll be with you throughout your wedding day, capturing intimate and emotional moments. An engagement session allows us to connect on a personal level before the wedding. I get to learn about your personalities, your love story, and what makes you feel most comfortable. In turn, you get to know me, my approach, and my shooting style, making the entire process feel more natural and relaxed.



GAMBLE GARDEN, PALO ALTO

2. You Get Comfortable in Front of the Camera

Most couples I work with aren't professional models, and that's totally okay! Engagement sessions are a great opportunity to practice posing in a stress-free setting. I guide you through natural movements, show you how to position your hands, and help you find poses that flatter you both. By the time your wedding arrives, you'll already feel confident and at ease in front of the camera.


3. You Learn What to Expect on Your Wedding Day

Think of your engagement session as a trial run for your wedding photos. You'll experience how I direct and pose you, how I work with lighting, and how I capture authentic moments. This means that on your wedding day, you'll know exactly what to expect, making everything run smoothly and efficiently.

4. We Create Stunning, Personal Keepsakes

Beyond preparing for the wedding, engagement photos give you beautiful, professional images that capture this special time in your lives. Many couples use them for save-the-dates, wedding websites, guest books, or even as décor at their wedding. Plus, they serve as timeless reminders of your love story before the big day.





5. You Discover Your Best Angles and Preferences

Seeing your engagement photos before the wedding gives you valuable insight into what you love about your pictures. Maybe you prefer a certain side, a specific type of lighting, or a more candid approach over posed shots. This feedback helps me fine-tune my approach on your wedding day to ensure your portraits truly reflect your best selves.

6. You Gain Confidence in Your Photographer

Trust is key in wedding photography. Your engagement session allows you to see how I work, how I capture emotions, and how I make sure every detail looks perfect. By the wedding day, you'll feel completely comfortable putting your trust in me, knowing that I'll capture your love story beautifully and authentically.

7. We Have Fun and Celebrate Your Love

More than anything, engagement sessions are just a fun and relaxed way to celebrate your relationship. Whether we shoot in a meaningful location, incorporate activities you love, or simply take a walk together, it's a chance to step away from wedding planning stress and focus on each other.

Final Thoughts

Engagement sessions aren't just another task on your wedding checklist—they're a valuable experience that enhances your wedding photography journey. They help us connect, prepare, and create beautiful memories before the big day. If you're considering skipping your engagement session, I encourage you to reconsider—it's an investment that leads to more natural, relaxed, and stunning wedding photos.

What should you wear?

Engagement Photo Shoot Outfit Ideas


- **Bring Options** – Pack at least two outfits: one casual and one more elegant, so you have variety in your photos.
- **Solid Colors** – Opt for solid colors rather than busy patterns to keep the focus on you and your partner.
- **Comfortable Shoes** – If your shoot involves walking or hiking, bring practical shoes for in-between shots and stylish ones for the photos.
- **Elegant vs. Casual** – Balance your wardrobe with a mix of dressy and laid-back looks, depending on the setting and theme.
- **Coordinated Outfits** – Choose colors and styles that complement each other without being too matchy.
- **Match the Environment** – Consider your location and time of day when picking outfits—casual and light for a park shoot, or sleek and formal for an evening cityscape.
- **Timeless Over Trendy** – Stick to classic styles that won't look outdated in a few years.
- **Layers & Textures** – Add interest with layering (jackets, scarves, or sweaters) and mix textures for depth in photos.
- **Minimal Accessories** – Keep jewelry and accessories simple to avoid distractions in the images.
- **Personal Touches** – Incorporate meaningful pieces like a favorite jacket, a family heirloom, or an accessory that reflects your personality.



LANDS END, SAN FRANCISCO



Click or scan to see
more photos from this shoot



Engagement Photo Outfit Ideas by Setting

Park/Nature Shoot (Casual & Romantic)

- Women: Flowing maxi dress or a soft, neutral-colored sweater with jeans; floral patterns or earth tones work well.
- Men: A casual button-down shirt or Henley with chinos or dark jeans; roll up sleeves for a relaxed vibe
- Shoes: Comfortable boots, flats, or stylish sneakers for easy walking.
- Accessories: A cozy knit cardigan or a wide-brim hat for a boho touch.
- Colors: Earthy tones like sage green, beige, warm browns, soft blues, or pastel hues to complement the natural backdrop.
- Bonus Tip: Layering adds depth—consider a light jacket or a scarf for movement in photos.

Urban/Cityscape Shoot (Chic & Modern)

- Women: A sleek, fitted dress or a stylish blouse with tailored trousers; bold colors like deep red, navy, or black work well.
- Men: A blazer over a fitted turtleneck or dress shirt with dark jeans or dress pants for a polished look.
- Shoes: Heels or stylish boots for women; loafers or leather sneakers for men.
- Accessories: Minimalist jewelry, a structured handbag, or a statement coat for a high-fashion edge.
- Colors: Monochrome or bold contrasts (black and white, deep jewel tones, or metallics) to stand out against the city lights.
- Bonus Tip: Consider night-time shots with city lights—formal attire enhances the drama and elegance.



THE TIMELINE

Creating your wedding day timeline is an essential step in ensuring a smooth, stress-free celebration. Start by outlining the key moments of the day, such as the ceremony, cocktail hour, and reception, and work backward to schedule everything from hair and makeup to transportation and photography. Be realistic about how long each activity will take, factoring in extra time for unexpected delays. Coordinate with your vendors—your planner, photographer, and caterer can provide valuable insight into timing. Once finalized, share the timeline with your bridal party, vendors, and anyone involved in the logistics to ensure everyone is on the same page.



Florals by Rion Designs

EXAMPLE OF A WEDDING DAY TIMELINE

12:00pm – Photographer & Video Arrive for Getting Ready

1:30pm – Bride's Hair & Makeup Complete

2:00pm – Stepping Into The Dress

2:30pm – The First Look + Couples Portraits

3:00pm – Wedding Party Portraits

3:30pm – Family Formals

4:00pm – Finish Family + Wedding Party Portraits

4:30pm – Ceremony begins

4:50pm – Ceremony Ends + Guests head to cocktail hour

5:00pm – Cocktail Hour

6:00pm – Guests Seated

6:15pm – Dinner Served

7:30pm. – Sunset Time (pull away couple for sunset photos)

8:00pm – Toasts

8:30pm – First Dance, Followed by Parent Dances

10:00pm – Photographers Depart

11:00pm – Reception Finishes



THE DETAILS

With all of the weddings I've photographed, I've learned just how meaningful the little details can be. From the rings and jewelry to your invitation suite and heirloom pieces, these items tell a story that deserves to be beautifully captured.

To make the process seamless, I recommend assigning a bridesmaid to gather all your details ahead of time. Having them organized in a box or thoughtfully laid out on the bed before I arrive ensures we can dive right into creating those timeless images without delay.

For the most stunning flat-lay shots, consider asking your florist to provide a few extra blooms. Incorporating fresh flowers alongside your details adds a luxurious and cohesive touch, making your photographs even more captivating.



DETAILS AT THE GROOM'S LOCATION

Watch, cologne, boutonnieres, cufflinks, shoes, family heirlooms, groomsman gifts

DETAILS AT THE BRIDE'S LOCATION

The invitation suite - consider if you'd like to include your Save-The-Date.

Dress, veil, shoes, nice hanger, jewelry, perfume, florals, family heirlooms



RINGS – DON'T FORGET THEM ALL!

A frequent hiccup on wedding days is the groom's ring being nowhere to be found when it's time for detail shots. To keep things running smoothly, please have all rings – including the groom's – at the bride's location and ready to go when I arrive.

DRESS & VEIL PREP

For the most beautiful photos, it's essential that your dress and veil are steamed and photo-ready before I get there. This ensures we can capture those stunning, elegant shots without any delays.







About
GETTING
READY

60 - 90 MINUTES OF PHOTO COVERAGE FOR
BOTH BRIDE AND GROOM RECOMMENDED

In this section, you'll find helpful insights on what to keep in mind while getting ready for your wedding day.

LOCATION AND LIGHTING

Location of your “getting ready” shots can be a little tricky, especially from the perspective of a photographer. There’s two main things that are always going through my mind when I arrive at your getting ready location.

NATURAL LIGHT

Getting ready by a large window provides gorgeous natural light that enhances your makeup and creates a soft, elegant glow in your photos. It also gives me and your artist plenty of space to move around, allowing me to capture the most beautiful and natural moments from every angle.

DECLUTTER

Keeping the room clean and free of clutter ensures that your getting-ready photos look polished, elegant, and distraction-free. A tidy space allows me to focus on capturing the genuine moments, beautiful details, and the excitement of the day without unwanted background distractions.





BRIDES GETTING READY ROOM AT THE CLUB AT RUBY HILL



MAKEUP AND HAIR

AIM TO BE DONE AN HOUR BEFORE

I like to recommend that a bride is finished with hair and makeup an hour before she has to leave for her ceremony. This gives plenty of opportunity for the photographer to capture stepping into the dress shots, jewelry and veil going on, as well as portraits of her while her hair and makeup is fresh and perfect.





SCHEDULE A TRIAL

Doing a makeup and hair trial before your wedding lets you perfect your look in advance, ensuring you feel confident and beautiful on your big day. Scheduling it on the same day as your engagement photos allows you to see how it photographs while making the most of your professional styling.

THE SETUP

When it comes to getting ready, natural light makes all the difference. Choose a spot with plenty of windows to let that beautiful, soft light in — your hair and makeup team will thank you, and so will your photographer. Since they'll arrive before me, it's a good idea to scope out the best spot in advance. Don't hesitate to move some furniture around if needed to create the perfect setup.


Trust me, getting ready under harsh overhead lighting or in a dim bathroom can cast shadows and create unflattering tones. Natural light will ensure your photos are bright, beautiful, and timeless.

PHOTOGRAPHERS START TIME

I typically like to start coverage an hour and a half before the bride steps into her dress. The reason for this is because I like to photograph all your details first, then head over and photograph the groom's details, getting ready and portraits (if possible), and then return to the bride to capture the last few moments of hair and makeup so as to capture her when she looks her absolute best.

It is then I use the next 20 or 30 minutes to photograph her stepping into her dress, jewelry and the veil going on, as well as photos with mom, bridesmaids, and a handful of bridal portraits while all the makeup and hair is fresh.





"Photography is the story I fail to put into words." — Destin Sparks













"A picture is worth a thousand words,
but a memory is priceless." — Unknown

The
FIRST
LOOK

20 - 30 MINUTES OF PHOTO COVERAGE
RECOMMENDED

In this section you'll learn
about what a first look is, as
well as the pros and cons of
doing a first look

TO FIRST LOOK OR NOT TO FIRST LOOK?



The Pros and Cons of a First Look on Your Wedding Day

As a seasoned wedding photographer, I have had the privilege of capturing hundreds of first looks, witnessing the emotional depth and logistical advantages they offer. However, I've also seen the value of preserving the traditional ceremony reveal. Deciding whether a first look is right for your wedding requires careful consideration. Here are some insights from my experience to help guide your decision.

Pros of a First Look

A Private and Intimate Moment

A first look provides a rare opportunity for couples to share a quiet, emotional moment together before the formalities begin. Free from the gaze of guests, it allows for authentic reactions and meaningful exchanges that often result in some of the most cherished images of the day. Additionally, this may be one of the only moments you'll have alone together all day. Taking just 10 minutes to soak in the moment, enjoy each other's presence, and reflect before the celebration begins is truly invaluable.

**"THE WHOLE POINT OF TAKING PICTURES IS SO THAT YOU
DON'T HAVE TO EXPLAIN THINGS WITH WORDS."
— ELLIOTT ERWITT**



Exceptional Photo Opportunities

Photographically, a first look is a dream scenario. With optimal lighting and a relaxed timeline, I can capture genuine emotions and artistic portraits without the constraints of a bustling reception schedule. It also allows flexibility to explore picturesque locations for your portraits.

Calming Nerves

Many couples experience heightened emotions before the ceremony. Seeing each other beforehand often alleviates anxiety and creates a sense of calm, making the remainder of the day feel more enjoyable and relaxed.

Streamlined Logistics

From a logistical standpoint, a first look facilitates an efficient timeline. Family and bridal party photos can be completed before the ceremony, providing more time to celebrate with your guests during the cocktail hour.



Cons of a First Look

Diminished Ceremony Impact

For couples who dream of the iconic moment of locking eyes down the aisle, a first look may reduce the emotional impact. There is a unique magic in that traditional reveal that some find irreplaceable.

Added Time Constraints

A first look requires starting your preparations earlier to ensure ample time for photos. This can add additional pressure to your schedule, particularly if you are planning a mid-morning ceremony.



Loss of Tradition

For those who hold strong sentimental ties to the tradition of not seeing each other before the ceremony, a first look may not align with your vision. Many couples cherish the symbolic significance of the first sight occurring at the altar.

Final Thoughts

From a photographers perspective, I tend to lean slightly toward recommending a first look. Not only does it offer an intimate moment for just the two of you, but it also provides the practical advantage of completing the majority of your family and wedding party portraits before the ceremony. This means you'll have far more time to enjoy the celebration with your loved ones, enjoying the food and company of cocktail hour without the pressure of fitting in and extensive photo session. In the end it's ultimately up to you.



Portraits

OF THE
WEDDING
PARTY

15 -20 MINUTES OF PHOTO COVERAGE
RECOMMENDED



LET LOOSE AND HAVE SOME FUN

Wedding party portraits don't have to be a bore! I like to do a combination of classic poses where everyone is smiling at the camera, and then we will spice it up and incorporate some motion.

For wedding party portraits I will typically start out by getting photos of the whole group - bridesmaids and groomsmen. We'll do some photos smiling directly at the camera, and then I will give everyone some prompts to do that will help create movement. Then we will separate into doing group shots with the bridesmaids, and group shots of the groomsmen.

And lastly, we'll take individual shots with each of your wedding party members if you'd like!





Formal
FAMILY
PORTRAITS

15 -20 MINUTES OF PHOTO COVERAGE
RECOMMENDED

THINGS TO CONSIDER

CHOOSING A LOCATION

Trusting your photographer to choose the location for family portraits ensures they can find the best lighting and backdrop that will complement the photo. They have the experience to pick a spot that not only looks great but also allows for a smooth, efficient photo session without disrupting the flow of the day.





SILVER CREEK VALLEY COUNTRY CLUB

ASIGN A HELPER

Large family group photos have a tendency to get a little chaotic. Designating someone (a wedding planner, maid of honor, best man, or family member) to help round up family members and keep the process moving will help tremendously. Be sure to pick someone with a strong personality who isn't afraid to speak up!

FAMILY DYNAMICS

If there are any family tensions or estranged relationships, please let me know before the wedding day. Consider whether certain family members should be included or excluded from specific photos. Be sure to let your family know the timeline and expectations for family photos so they're prepared and on time.



KOHL MANSION, BURLINGAME CA

PLANNING & SETTING EXPECTATIONS

Capturing a beautifully lit photograph of the entire large family or all wedding guests, including little ones, with the perfect backdrop is a challenge even for the most experienced wedding photographers. We will absolutely do our best to make it happen, but we kindly ask that you keep expectations flexible, as gathering and positioning a large group can take time and coordination.

It's important to build some extra time into your timeline and inform both your guests and the photographer ahead of time, so we can ensure all necessary equipment is ready for the shoot. For example, in the situation above, a ladder was needed to get high enough to capture everyone in the shot. While the lighting wasn't ideal, the main priority was to make sure everyone was visible in the photograph, with the venue beautifully included in the backdrop.

EXAMPLE LIST OF FORMAL FAMILY PHOTOS

Couple + Bride's Parents
Couple + Bride's Parents + Siblings
Couple + Bride's Parents + Siblings + Grandparents
Couple + Bride's Grandparents
Bride + Parents
Bride + Mom
Bride + Dad
Bride + Siblings
Bride + Grandparents

Couple + Groom's Parents
Couple + Groom's Parents + Siblings
Couple + Groom's Parents + Siblings + Grandparents
Couple + Groom's Grandparents
Groom + Parents
Groom + Mom
Groom + Dad
Groom + Siblings
Groom + Grandparents

Couple + All Bride's Family
Couple + All Groom's Family
Couple + Both Immediate Families

It's important to provide this list to your wedding planner, venue, and photographer prior to the wedding so that the timeline can be properly accommodated. This allows the photographer to be prepared with the necessary equipment and have a location in mind that can accommodate the number of people. Additionally, it gives them time to arrange chairs, if needed, to create layers of people to fit everyone in the photos, as well as set up appropriate lighting if required. The planner and/or venue should also be aware of how many groupings of photos will be taken so they can estimate how long guests will be occupied with photos between the ceremony and cocktail hour, allowing the catering team to time their services accordingly.



The CEREMONY

20 - 45 MINUTES OF COVERAGE RECOMMENDED

In this section you'll learn about things to consider when planning your ceremony

PLANNING YOUR WEDDING CEREMONY TO BE UNIQUE AND MEMORABLE

Planning your wedding ceremony is one of the most meaningful parts of your big day, yet there are countless details that often go overlooked. While many brides focus on the vows, music, and seating arrangements, there are additional elements that can make your ceremony even more memorable and seamless.

First, consider the lighting and timing. Natural light can greatly impact the atmosphere and photographs of your ceremony. Outdoor weddings are often beautiful, but the angle of the sun can cause harsh shadows or squinting. Late afternoon or golden hour ceremonies tend to offer the most flattering light. If your ceremony is indoors, visit your venue at the same time of day as your wedding to see how the lighting looks. Adding candles, lanterns, or string lights can enhance the ambiance, especially for evening ceremonies.

One unique aspect to consider is the guest arrival experience. Rather than having guests simply take their seats, create an inviting and immersive entrance. Offer a small welcome drink, display a photo timeline of your relationship, or provide interactive signage with a thoughtful message. These touches set a warm and personal tone from the very start.

Think about incorporating personalized seating arrangements. While traditional rows are common, experimenting with semi-circles, spiral seating, or mixed lounge-style setups can foster a sense of connection and intimacy. Not only will your guests feel closer to the moment, but it will also ensure unobstructed views for all.





Next, think about guest comfort. Provide thoughtful touches such as fans, parasols, or blankets depending on the season. A hydration station with infused water or lemonade is also a considerate addition, especially for summer weddings. Additionally, consider chair cushions or offering shade for elderly guests who may need extra comfort.

Another often-overlooked aspect is the acoustics of your venue. High ceilings, stone walls, or open-air settings can sometimes cause sound to carry poorly. Test the space with your officiant or musicians to ensure sound clarity, and consider subtle sound amplification to enhance the guest experience.

Consider the ceremony's pacing and how each element transitions. Smooth and intentional transitions between readings, vows, and musical interludes will help maintain the emotional flow. Assign someone to cue musicians or readers, ensuring the ceremony moves seamlessly.



"The emotion that can break your heart is sometimes
the very one that heals it... a photograph captures both."
— Unknown






YOU KNOW HIS VOWS ARE GOOD WHEN...

Lastly, one of the most unique and memorable elements I've witnessed at a ceremony was the presence of a live artist. The couple hired a talented artist, [KTV Fine Art](#), to paint their wedding scene in real time. It was absolutely incredible to watch her bring the moment to life on canvas during the 20-minute ceremony. Afterward, guests had the pleasure of seeing the artist complete the painting live during the cocktail hour and reception. By the end of the night, the bride and groom had a stunning, one-of-a-kind piece of art to take home — a lasting, tangible memory of their day. I highly recommend checking out [KTV Fine Art's](#) work; it's nothing short of amazing.

By focusing on these often overlooked elements, your ceremony will feel polished, personal, and unforgettable for both you and your guests. Thoughtful planning ensures that every moment is cherished and beautifully remembered.



THAT IS WHY A MAN LEAVES HIS FATHER
AND MOTHER AND IS UNITED TO HIS WIFE,
AND THEY BECOME ONE FLESH. - GENESIS 2:24

Your
COUPLES
PORTRAITS

15 - 30 MINUTES OF COVERAGE RECOMMENDED

DOCUMENTING JUST THE TWO OF YOU

Sneaking away for your couples portraits on your wedding day will quite possibly turn out to be the images you cherish the most. As the years pass, these portraits become cherished heirlooms – treasures you'll return to again and again, reliving the magic of your wedding day. Whether displayed on the wall or tucked in a keepsake album, your wedding portraits are a lasting testament to your love story, one you'll share with future generations.

Your wedding portraits are more than just photos; they are timeless reminders of one of the most important days of your life. Which is why I will highly encourage you to incorporate a quick wedding portrait session into your wedding day timeline!



THE LIGHT...

A PHOTOGRAPHERS BEST FRIEND



The best time of day to take your wedding portraits would be the hour before sunset. Typically, we can find a good time to sneak away for about 15 minutes while your guests are eating. Even if you decide to do a first look, I still recommend trying to squeeze in some time before sunset.

We can schedule the shoot on the timeline, but most of the time I like to decide when the light is perfect and let your planner and venue know I'm stealing you away for a few so as to time the photos during the perfect light.





RITZ-CARLTON, DENVER



ST. REGIS, SAN FRANCISCO

THE NIGHT SHOT


A romantic night shot is the perfect way to end your wedding day with a touch of magic. As the venue's lights cast a warm glow in the background, you and your partner can steal a quiet moment together, away from the crowd, capturing an intimate and cinematic memory. Whether it's under twinkling string lights, in front of a grand architectural backdrop, or beneath the stars, these nighttime portraits add a dramatic and elegant flair to your wedding album. Perhaps you had an outfit change you want to get photographed, adding even more variety and sophistication to your final gallery. With creative lighting and a bit of romance, these images will stand out as some of the most breathtaking from your wedding day.



The
RECEPTION

EXECUTING YOUR VISION FOR
A NIGHT YOU WILL NEVER FORGET

Learn why the wedding
reception is the one place you
really need a wedding planner



PLANNING YOUR PERFECT WEDDING RECEPTION: AN INSIDERS PERSPECTIVE

by Brian MacStay

Planning your wedding reception is one of the most enjoyable parts of your big day, yet there are countless details that often go overlooked. After photographing hundreds of weddings, I've seen firsthand how a few thoughtful touches can make your reception even more memorable and seamless.

One of my favorite elements is the guest arrival experience. Instead of simply directing guests to their tables, create a warm and inviting entrance. Offer signature cocktails, personalized welcome signs, or an interactive guest book station. Some couples choose to have live musicians or performers greet their guests, setting an elegant and celebratory tone right from the start.

Seating arrangements are another opportunity to create a unique experience. While traditional round tables are classic, long communal tables encourage conversation and create a sense of togetherness. Personalized place cards with handwritten notes or photos can add a thoughtful touch that makes each guest feel special.

When it comes to reception flow, I always recommend adding moments of spontaneity. Consider hosting a surprise champagne tower, which not only looks spectacular but also serves as a great photo opportunity. They became standout moments, adding an extra touch of glamour to the evening.

Similarly, lounge-style seating can offer a luxurious and comfortable atmosphere. Mixing cocktail tables, sofas, and soft seating encourages conversation and makes your reception space feel warm and inviting.



Being over 6 feet tall to capture moments like this has its benefits





WEDDING PLANNING AND DESIGN BY JOANNIE LISS EVENTS



PALM EVENT CENTER, PLEASANTON



Lighting also plays a significant role in transforming your reception. Layered lighting with chandeliers, candlelight, or hanging lanterns can create a magical atmosphere. For a dramatic effect, consider a statement light installation above the dance floor (above) — it's a beautiful focal point that photographs incredibly well.

And while the first dance is always a cherished moment, I also love the idea of ending the evening with a private last dance. After the guests have gathered for your send-off, take a few moments to share a final dance alone in your reception space. It's an intimate, emotional way to reflect on the day together before stepping into your new chapter as a married couple.

Lastly, be sure to schedule little moments to step away and connect with your spouse. Whether it's enjoying a quiet toast together during golden hour or sneaking away for a bite of dessert, these pauses are often the most memorable.

By incorporating these thoughtful elements, your reception will become a true reflection of your love story. With intentional planning and a focus on creating memorable experiences, your celebration will be one your guests — and you — will never forget.



NESTLDOWN, LOS GATOS

SHOWING HER OFF... WHEN HE'S PROUD OF HIS BRIDE...




THE VERY DEFINITION OF TRUST...GIVING AWAY HIS MOST PRIZED POSESSION





AS A FATHER TO ONCE A LITTLE GIRL, THE FATHER-DAUGHTER DANCE PUTS A LUMP IN MY THROAT ALMOST EVERY TIME
I'M NOT CRYING, YOU'RE CRYING







SHIBUMI KNOLL VINEYARDS, ST. HELENA





THE CLUB AT RUBY HILL, PLEASANTON





OH, HE'S GOT THAT LOOK OF "I AIN'T PLAYIN'"





MENU

25 August 2018

FIRST

Heirloom Tomato Salad
Garden Cucumbers, Mixed Basil, Sourdough Crouton, Burrata, Balsamic

MAIN

Five Dot Ranch Beef or Mary's Organic Chicken
Grilled Summer Squash, Peppers, Crushed Marble Potatoes, Fine Herbs, Dijon
Vegetarian selection available on request

ACCOMPANIMENTS

Romesco Sauce & Herb Salsa

SWEET

Wedding Cake
Citrus Pound Cake, Lemon Curd, Fresh Fruit, Buttercream
Devil's Food Chocolate Cake, Salted Caramel Mousse, Nutella Buttercream

Loredana & Paul

Inside THE WEDDING BUSINESS

This section gives you a glimpse behind the scenes of the wedding industry, allowing you to see what vendors discuss as they plan and execute your big day. While some topics may be debated and opinions may vary, each one directly impacts your wedding and its overall success.

Educating yourself on these topics will help you ask informed questions when communicating with your venue and vendors.

A LABOR OF LOVE: THE HEART BEHIND THE WEDDING BUSINESS

The following was posted
on social media May 19, 2019 by
Brian MacStay Photography.



Yesterday was one of the toughest days of my carrier. I had the stomach flu, and the rain was absolutely relentless. It poured rain the ENTIRE outdoor wedding I worked with my good friend Vicens Fornis.

I'm often asked why wedding photography is so expensive. "You just take photos and edit them, right?"

There are many reasons why it's expensive, but I don't think most people realize how hard dedicated wedding and event professionals work. We work weekends, we work tired, running a fever, injured from a car accident, grumpy from a bad day, during major holidays, while our families are on vacation without us, in the pouring rain, blistering heat, freezing cold, often times for 12-15 hours straight, maybe eating one time, and purposely don't drink enough water all day because we might miss an important moment if we have to use the restroom. We do all this with a smile on our faces to make sure you're all having a great time, getting more than what you paid for, until late in the evening far past the time you are all home asleep from enjoying the event. We live on Ibuprofen, can't wait for a hot shower and a glass of wine (or three) at the end of the night, all while we sit up half the night backing up your memories on two hard drives so we can sleep well.

My job is incredibly hard. It challenges me in more ways than I ever imagined it would, but the truth is, by the time Wednesday comes, and the "wedding hangover" wears off, I can't wait to do it all again on Saturday. I absolutely love my job, and thank God he gives me the health and strength to endure it week after week.

So if you're ever at a big event or a wedding, slip your event professional a bottle of water, some sunscreen, a tip, or offer a bit of encouragement. And for heavens sake feed them a hot meal! They are working harder than you think!



PHOTO BY VICENS FORNIS PHOTOGRAPHY

Sharing that post wasn't something I decided lightly. After all, when you open a wedding guide, you expect to see gorgeous florals, grand venues, and tips for planning the perfect day. But beyond the polished images and curated inspiration lies a story that often goes untold — the dedication, passion, and resilience of the wedding professionals who make it all happen.

The vendors featured in these pages are not weekend hobbyists. They are seasoned professionals, many with decades of experience. Weddings are their livelihood and their craft, and they pour their hearts into every detail. What drives them isn't just the pursuit of perfection; it's the desire to create something unforgettable — for you. But here's the truth: no wedding is without its challenges. Cakes collapse, DJs miss their cues, caterers face shortages, and sometimes, even the rings decide to play hide-and-seek. In these moments, your vendor team steps in. Seamlessly, often invisibly, they resolve problems before you're even aware they exist. Their priority? Ensuring that your day feels effortless, joyful, and exactly as you imagined.

There's a reason experienced professionals are worth the investment. They're not just providing a service; they're safeguarding your memories. Their calm presence, quick thinking, years of experience, and unwavering commitment transform obstacles into opportunities — all while keeping the celebration alive.

So as you turn these pages and gather inspiration, know that behind every perfect moment is a team working tirelessly to make it so. They are your partners, your advocates, and, in many cases, the unsung heroes of your wedding day. And trust me — they wouldn't have it any other way.



PHOTO BY BRYAN WALKERTING PHOTOGRAPHY



DESIGN YOUR
WEDDING ALBUM.
PRINT YOUR
IMAGES
*frame your favorite
portraits.*



"If your pictures aren't good enough, you're not close enough." — Robert Capa





You planned your wedding for months. We've captured some incredible, once in a lifetime moments with the people you love most. This is the beginning of your new family's legacy... let's give it the presentation it deserves.

My Fine Art Wedding Albums are custom designed by me, approved by you, and hand crafted by experts.

In a world where most memories live on digital screens, having prints of your wedding photos will bring them to life in a way nothing else can. Having the prints will allow you to hold your most treasured moments in your hands, creating a tangible connection to the emotions you experienced on your special day. Whether framed on your wall or preserved in a beautifully crafted album, your prints will evoke nostalgia and joy every time you see them. Unlike those jpegs that can be lost or forgotten, your prints will endure and can be passed down as heirlooms, ensuring your legacy is enjoyed for generations to come.

To see examples of my hand crafted wedding albums scan the QR Code



A LITTLE ABOUT ME



Photo by Joe Keum of StudioJK

Hello, my name is Brian, if you can't tell I LOVE weddings!

I have been a wedding photographer for over 15 years and have photographed more than 500 weddings – I still have a passion for providing a seamless, white-glove photography experience crafted just for you. For busy, high-achieving couples who want an expert to guide them through a stress-free, luxurious experience.

I am honored to be an award-winning luxury wedding photographer specializing in serving couples who see their photography as an heirloom investment, ensuring their story is beautifully preserved for generations.

With a unique photojournalistic approach, I capture timeless moments that reflect each client's personality and style. I have a passion for documenting elegant, beautifully lit, creative, timeless, storytelling photographs, that evoke emotion and precipitate memories, as well as ensuring an unforgettable luxurious experience tailored to your unique needs and desires.





To learn more about Brian and his style and approach to wedding photography, or to schedule a FREE consultation, scan the QR Code

SIKH GURDWARA, SAN JOSE





A SPECIAL *Thank You*

Thank you for taking the time to read my wedding guide. It's been over 15 years in the making, shaped not only by my own experiences but also by the incredible insights I've gained from my fellow colleagues in the wonderful world of weddings. Their talent, wisdom, and shared passions have been invaluable, and I'm grateful for all I've learned, and the friends I've made along the way. I'm happy to share it all with you.

It would be a true honor to capture your story. If you'd like to connect, I'd be delighted to see if our journey together can begin as you step into this new chapter of your legacy.

With warm regards,

- Brian

Notes

Notes

CONTACT BRIAN'S STUDIO FOR A PHYSICAL COPY OF THIS GUIDE

@brianmacstayweddings • brian@brianmacstsayphotography.com
brianmacstay.com • 925-348-8856

Front cover photo taken at St. Regis, San Francisco • Back cover photo taken at Kohl Mansion, Burlingame



SCAN QR CODE FOR MORE INFORMATION



@BRIANMACSTAYWEDDINGS • BRIAN@BRIANMACSTAYPHOTOGRAPHY.COM
WWW.BRIANMACSTAY.COM • 925-348-8856