



Connecting with History

A World History program that is:



CATHOLIC



CLASSICAL



CHRONOLOGICAL



**LITERATURE
BASED**


www.RCHistory.com



How Does the Program Work?

Connecting with History is a four-year cycle.

- History is studied **chronologically**, promoting understanding of the **story** of history as it unfolds through God's plan.
- Younger children join in at any point in the cycle. The family cycles back through time periods they may have missed.
- Repetition reinforces learning and understanding.
- Students begin a new cycle older and able to study in more depth than in previous cycles.



The four years of Connecting with History are...

- **Year One:** Old Testament and Ancient History
- **Year Two:** New Testament through Early Medieval
- **Year Three:** High Medieval through Post-Reformation
- **Year Four:** American History

What's Included in the Connecting with History program?

- **Teacher's notes** and **discussion starters**.
- **Themes** to encourage personal applications to history and faith.
- Unit **overviews** so students and teachers know where they are headed on their journey through each time period.
- Ideas for compiling student **notebooks/portfolios** to record students' accomplishments and activities.
- **Chronological lists** of important people and events for each unit.
- **Writing assignments**, including essays, research, reports, and creative writing assignments to choose from.
- **Hands-on activities**.
- Extensive **book lists** that include a core/spine book and coordinated non-fiction, literature, and historical fiction organized by age level.
- **Memory** and **copy work** including poetry and scripture passages.

A Literature-Based Approach

- **Core texts** provide a broad **overview** of a historical period.
- **Non-fiction** allows the student to **focus** on a particular area of interest.
- **Literature** introduces students to the **classics**.
- **Historical fiction** immerses the child into the time period - **history comes alive!**



What Connecting with History uses



Classical Approach

We follow the history of Western Civilization, combining the **Bible** and **Church history** with traditional **world history**. We incorporate non-Western cultures by visiting them along with world explorers and missionary travels.



Living Books

You read and discuss “real” books rather than textbooks. We suggest **high-quality books** from a variety of genres, pre-screened for content that does not conflict with Catholic teachings and that present accurate representations of historical facts.



Unit Studies

We combine history, religion, literature, and geography, within a **Catholic framework** to help students make **connections!**



Independent / Discovery Learning

We encourage students to become **independent, life-long learners** through a step-by-step method that helps students discover and incorporate their **personal gifts and interests**.



Mastery Learning

You decide how much time to spend on a given unit. You help your child select the activities that will facilitate their learning and fit their **individual learning style**. Whether your child is a voracious or hesitant reader, is more active and hands-on, needs heavy guidance or work more independently, they can achieve and present their mastery of the content.

Age Level Placement Guidelines

Connecting with History is designed with multi-age teaching in mind. We use the **classical levels of education** to emphasize the **developmental stages of learning**. This system also helps simplify your life by grouping children of similar ages so that they can work together, share resources and streamline the teaching process.

Beginner

1st | 2nd | 3rd

Grammar

4th | 5th | 6th

Logic


7th | 8th | 9th

Rhetoric

10th | 11th | 12th

The grade levels here are flexible guidelines to help you decide where to place your child.

**Each family’s approach and needs are unique.
Prayerfully discern if Connecting with History is the right fit for your family.**



Year One


Ancient History and Old Testament

Time span: Early world through 63 B.C.

Connecting with History, Year One focuses on the "cradle of civilization" while following the outline of Old Testament salvation history. Cultures studied include the Israelites, Mesopotamian cultures (Sumeria, Hittite, Babylon, Phoenicia), Egypt, Greece, and the Roman Republic.

World history is integrated within the framework of the Old Testament because religious history and world history are not separate entities! Each of the civilizations studied are mentioned in the Bible. Although the Bible is not a history text, it contains historical events and real people who lived at specific times and places within world history. Students reading history texts alongside the Old Testament will discover the many people and events that bridge the gap between secular and religious history.

For example, while studying the conquests of Alexander the Great, students read portions of the book of Maccabees in which Alexander is mentioned. As students encounters historical connections, your family will discover that history contains a cohesive narrative, a plan, and a purpose.



Year Two

New Testament through Early Medieval

Time span: 63 B.C. through 12th century

Connecting with History Year Two continues the narrative where Volume One leaves off. Beginning with the rise of the Roman Empire and the "Pax Romana" the stage is set for the central event of history - the life, death, and resurrection of Jesus Christ.

Reading the Gospels and Acts of the Apostles within the historical context of the Roman Empire brings deeper understanding of the Biblical events, how they were affected by the cultural surroundings and times as well as the effects that early Christians had upon the empire itself.


As the Church grows, we follow the Christian missionary movements beyond Rome, to the lands of the Germans, Britains, the Celts, French and the Norsemen. The Church moves forward into the early medieval period of history, spreading to new nations and replacing the Roman Empire with the Holy Roman Empire.

STARTER GUIDE for Connecting with History

A comprehensive manual of information and ideas for implementing the *Connecting with History* program. Includes a detailed introduction to the philosophies CWH is based on, including explanation of Salvation History, the CONNECT Method™, and the Socratic Method of Discussion.

Topics include the importance of learning styles, stages of Classical Education, and how to make read-aloud time successful and enjoyable.

Resources include ideas for lesson plans, Student Notebooks, writing & activity guides, forms & charts, and more tools to help study, understand, and enjoy history!



Year Three

High-Medieval through Post-Reformation


Time span: 13th century through mid-18th century

Connecting with History Year Three moves into a time of incredible richness and change. This time period is probably the most misunderstood of all eras in history.

During the High Medieval period, the Catholic faith permeated European culture at all levels. The "Middle Ages" produced some of the most inspiring saints, beautiful cathedrals, paintings, sculptures, and literature, as well as scientific discoveries and inventions that endure to this day. This time period also provides numerous opportunities to learn the truth about an era that continues to be maligned and misunderstood.

This volume covers a fairly short period of time compared to our previous two volumes, only about 600 years. We purposely slow down our pace just as the rate of cultural changes increase so that we can more fully appreciate the beauty and the tragedy encompassed in the unfolding story of history.

From the heights of cathedrals and great art to the depths of the plague and civil wars; from the heartbreaking "Reformation" to the excitement of exploration, discovery and missionary zeal, this time in history is a thrilling adventure story!




Year Four

American History

Time span: 15th century through early 20th century


If you thought you knew all about American history, you'll be surprised by how much you didn't know - and how much is left out of most American history books! This volume of Connecting with History highlights the Catholic presence in the Americas - the missionaries, saints and ordinary Catholic immigrants to America, who helped shape this country's history and culture.

We examine the interactions, both positive and negative, between various European and Native American cultures; the influences of the Catholic explorers, missionaries, and martyrs who lived and died in the Americas long before the Mayflower arrived; the interactions between Protestant and Catholic citizens, and the role of Catholics in America's founding and development.



Connecting with History Companion Reader Series

Our Companion Reader anthology series bridges textbooks and living books. They include historical articles which are more in-depth than those found in most textbooks; stories to illustrate CWH unit themes; and short historical stories written in a friendly, conversational styles.



PROGRAM SUPPLEMENTS


Help History Come to Life!

Connecting with History Timeline Cards

Timeline cards specifically designed to coordinate with each unit of Connecting with History.

Illustrated cards include picture, name, dates, facts, and unit in which the event is studied. Can be used on timelines, in history notebooks, for memory games, as flash cards, and as research starters. Game Ideas included!

A pronunciation key for difficult words is included.



Connecting with History RHYME-Line Cards

For younger students, RHYME your way through history with historical **Rhyme-Line Cards**.

Your children will love these illustrated timeline card sets. Each card includes a fun, educational four-line rhyme to aid in learning about the events and figures studied in CWH.

Now SING your way through history!

Connecting with History Rhyme-Line Sing-Along CD

Now you can sing your way through history too! This CD puts selected Rhyme-Lines to music for even more fun and easier memorization!





Co-op Plans Available!

Classroom Teacher Guides ensure you have the support you need to successfully implement the Connecting with History program in your co-op setting!

Contact us today!

Join our Facebook Group to connect with a supportive community of Connecting with History users.

www.facebook.com/groups/RCHistory



www.RCHistory.com

Phone: 612-254-2303

Email: info@rchistory.com

 /ConnectingwithHistory

 **YouTube** bit.ly/RCHistory-YouTube

RC History
PO Box 844
Anoka, MN 55303