

FALL & WINTER

2024



USE WHAT THE PROS USE



1372 Mountain Avenue Avenue  
Winnipeg, MB R2X 3A3  
Phone: 204-697-2706 - Toll Free: 1-800-340-0233  
Email: info@woodenedge.ca

PRICES IN EFFECT UNTIL  
DECEMBER 31<sup>ST</sup>, 2024

\$40 SAVINGS

6" BENCHTOP JOINTER WITH  
HELICAL CUTTERHEAD  
KC-6HJC

\$425.

Powerful  
1 HP motor

HELICAL CUTTERHEAD  
WITH 12 CUTTER INSERTS



8" BENCHTOP JOINTER WITH  
HELICAL CUTTERHEAD  
KC-8HJC

\$599.

Powerful  
1 HP motor

HELICAL CUTTERHEAD  
WITH 16 CUTTER INSERTS



10" BENCHTOP JOINTER WITH  
HELICAL CUTTERHEAD  
KC-10HJC

\$999.

Powerful  
1 HP motor

HELICAL CUTTERHEAD  
WITH 22 CUTTER INSERTS Replacement cutter inserts KW-104 (see p.5)

- Comes with 2 safety push blocks, cutter insert adjustment Torx key and adjustment hex. keys
- Cutterhead speed 12,000 RPM

REPLACEMENT HELICAL CUTTER  
INSERT KIT (10 PCS) \$69.99  
KW-204  
FITS: KC-6HJC, KC-8HJC & KC-13HJC



1200 CFM DUST COLLECTORS

- Noise level reading at 36": 66-77dB
- Static pressure (inch of water): 9.5
- Dust port opening: 2 x 4" / 1 x 6"

1 Micron canister filter,  
offering optimum air flow



\$519.

\$699.

KC-3105C

KC-3105C/KDCF-3500

22" PROFESSIONAL SCROLL SAW

KXL-22

- Professional quality scroll saw with 1.3 Amp DC motor
- Built-in dust blower system
- Variable speed (550-1550 strokes/min)
- Entire head tilts up to 45° to the left and to the right for angled cuts
- Large 13-3/4" x 27-5/8" stationary table
- Comes with two 5" pinless blades and adjustment hex. keys

OPTIONAL

Pedal  
Switch  
XL-100



\$45.

\$599.



Optional stand  
SS-22XL \$99.

10" CABINET TABLE SAW

KC-10HCX

- Riving knife blade guard with anti-kickback fingers and laser guide

Accessory fence  
designed to  
increase the  
rip capacity  
from 30" to 50"



Prewired  
for 120V

\* \$1399.

\* After \$40.00 mail-in rebate  
Sale price \$1439.00 Taxes payable  
on price before rebate

1.75 HP  
Motor

15" PLANER

KC-385FX

- 3 HP motor
- 8" max planing thickness
- Includes cabinet stand, planing knives, knife setting gauge and 4" dust collector outlet



\* \$2099.

\* After \$40.00 mail-in rebate  
Sale price \$2139.00 Taxes payable  
on price before rebate

14" WOOD CUTTING BANDSAW  
WITH RIP FENCE AND  
RESAW GUIDE

KC-1433FXR

• 7.5 Amp. motor

\* \$1099.

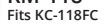
\* After \$100.00 mail-in rebate  
Sale price \$1199.00 Taxes payable  
on price before rebate



DRILL PRESS  
CHUCK SAFETY  
GUARD  
KM-118

Fits KC-118FC

\$29.99



17" DRILL PRESS

KC-118FC

- 12.5 Amp. motor
- 16 speeds (240-3400 RPM)
- 17" swing
- 3 1/4" stroke
- 5/8" chuck

\$799.

17" DRILL PRESS  
with SAFETY GUARD  
& LIMIT SWITCH

KC-118FC-LS

- 12.5 Amp. motor
- 16 speeds (240-3400 RPM)
- 17" swing
- 3 1/4" stroke
- 5/8" chuck

899.

MAGNETIC DIGITAL  
ANGLE GAUGE

KW-180N

\$39.99



HEAVY-DUTY UNIVERSAL MOBILE  
BASE FOR TABLE SAWS

KMB-1390X

900 lbs. Max. \$279.99



RIP FENCE  
SYSTEM WITH  
RESAW GUIDE

RF-1433R

With the purchase  
of # KC-1433FXR

\$139.99



RISE BLOCK KIT

KW-049

Comes complete  
with a 105"  
blade

\$139.99



NEOPRENE WHEEL  
PROTECTOR  
FOR 14" WOOD  
BANDSAWS

KW-094

\$19.99



93" WOOD CUTTING BANDSAW BLADES

Model	Length	Width	TPI	Thickness	Price
KBB-1418-14	93"	1/8"	14	.025"	\$25.99
KBB-1414-6	93"	1/4"	6	.025"	\$25.99
KBB-1436-10	93"	3/16"	10	.025"	\$25.99
KBB-1438-6	93"	3/8"	6	.025"	\$25.99
KBB-1412-6	93"	1/2"	6	.025"	\$25.99
KBB-1434-4	93"	3/4"	4	.025"	\$25.99

# 10" JOBSITE SAW WITH FOLDING STAND

KC-5100NS

- Blade tilts 0° to 45°
- Comes with 10" x 40 tooth blade, rip fence, miter gauge, Standard and Dado table inserts, push stick and wrenches



**\$399.99**



15 Amp. motor  
4400 RPM

## TABLE SAWS & ACCESSORIES

### 10" CABINET TABLE SAWS

- Riving knife system for maximum operator safety
- Comes with 10" x 40 tooth carbide tipped saw blade, cast-iron miter gauge, standard and dado inserts, push stick, storage hooks and hex. keys

LEFT KC-10KX/U30  
30" RIP

**\*\$1999.**

★ After \$40.00 mail-in rebate Sale price \$2039.00  
Taxes payable on price before rebate

LEFT KC-10KX/U50  
50" RIP

**\*\$2059.**

★ After \$40.00 mail-in rebate Sale price \$2099.00  
Taxes payable on price before rebate



Magnetic safety switch

### OPTIONAL KXL-1015

OVERARM BLADE COVER SYSTEM WITH DUST COLLECTION



**\$599.99**

### OPTIONAL 1 1/2" VACUUM HOSE KIT

KW-161 **\$149.**

### OPTIONAL MELAMINE EXTENSION TABLE KIT EXT-5052

Fits: KC-10JCS, KC-26FXT & KC-10KX **\$229.**

2.5 HP  
(9.6 Amp @ 230V)

### INDUSTRIAL RIP FENCE SYSTEMS EXCELSIOR

XL-U30 30" RIP **\$449.** XL-U50 50" RIP **\$499.**

### 10" CABINET TABLE SAWS

Comes with riving knife, industrial "Tru-Rip" T-square rip fence system for precision cuts, laminated melamine extension table, 2 sturdy adjustable supporting legs for extension table (KC-26FXT/i50/5052 only), cast iron miter gauge with adjustable aluminum fence and flip stop, standard and dado insert

LEFT KC-26FXT/i30/30  
30" RIP

**\*\$3199.**

★ After \$40.00 mail-in rebate Sale price \$3239.00  
Taxes payable on price before rebate

LEFT KC-26FXT/i50/5052  
50" RIP

**\*\$3299.**

★ After \$40.00 mail-in rebate Sale price \$3339.00  
Taxes payable on price before rebate



**TRU-RIP**  
Industrial Rip Fence

Powerful 3 HP (220V)

### OPTIONAL Accessories

30" INDUSTRIAL RIP FENCE SYSTEM  
KRF-i30



**\$499.**

50" INDUSTRIAL RIP FENCE SYSTEM  
KRF-i50



**\$549.**

INDUSTRIAL ROUTER TABLE AND FENCE ATTACHMENT  
KRT-100



**\$929.**

TENONING JIG  
K-1500  
Fits cabinet saws and contractor saws



**\$149.**

8" DADO BLADE SET  
KSC-8000



**\$119.99**

## 6-1/2" VARIABLE SPEED PLUNGE CUT TRACK SAW

KC-8365

- Powerful 12 Amp, 120V variable speed "soft-start" motor with "constant torque" technology
- Comes with efficient 1L dust management system, dust bag, dust chute, set of carbon brushes and hex. key with on cord storage



**\$349.99**

This Plunge Cut Track Saw accepts Makita®, Dewalt®, Kreg® or Festool® 6-1/2" x 20mm arbor blades

50" Track  
KW-300



**\$79.99**

Storage Bag  
KW-301



**\$29.99**

Track Connector kit  
KW-302



**\$29.99**

2 Pc. Clamp Kit  
KW-303



**\$39.99**

## 12" RADIAL ARM SAW

KC-12RAS

(220V, 1 PHASE)

- Powerful 2 HP, 220V single phase motor
- Precision indexing with positive stops at 22.5°, 45° and 90° for accurate bevel cuts
- Two 4" Dust chute for dust collector hook-up
- Includes 12" negative rake blade, blade arbor laser guide attachment, adjustment wrenches and hex. keys



**\$3999.**

## NOVA G3 WOOD LATHE CHUCK ANNIVERSARY BUNDLE

nova 63 ANNIVERSARY BUNDLE ANNIVERSAIRE

- 48260**  
 • 3-3/8" 4 jaw chuck  
 • 1" x 8 TPI  
 • 20, 50 & 100mm and Mini Cole jaw sets  
 • No chuck insert required  
 Fits: KWL-1016C, KWL-1218VS, KWL-1443VS




**\$269.99**

## G3 REVERSIBLE CHUCK KIT (3-1/2")

nova 63

- 48232C**  
 Direct Threaded 1" x 8TPI RH/LH.  
 KIT INCLUDES:  
 G3 Reversible Chuck, 50mm/2" Jaws, T-bar chuck key, Woodworm screw and fastenings



**\$125.**

## G3 PEN TURNING CHUCK BUNDLE KIT (3-1/2")

nova 63

- 48265C**  
 Direct Threaded 1" x 8TPI RH/LH.  
 KIT INCLUDES:  
 G3 Reversible Chuck, 50mm/2" Jaws, Pen Plus Jaws, Mandrel Saver, T-bar chuck key, Woodworm screw and fastenings



**\$199.99**

## 4 JAW 1/4" WOOD LATHE CHUCK

- KW-100**  
 Fits models :KWL-1016C, KWL-1218VS & KWL-1443VS  
 1" x 8 TPI



**\$99.99**

## 1-1/4" x 8 TPI WOOD LATHE CHUCK ADAPTOR

- KW-200**  
 • Allows a 1" x 8 TPI wood lathe chuck to be installed on a 1-1/4" x 8 TPI wood lathe spindle  
 • Fits KWL-1643ABC



**\$29.99**

## 8 PC. WOOD LATHE CHISEL SET

- KPRO-08**  
 Long 10" hard wood handles



**\$79.99**

## UNIVERSAL STAND & EXTENSION FOR WOOD LATHES

### SS-EXT-101

- Leveling feet for stability on uneven floors
- Made of sturdy tubular steel
- Adjustable upper supports with 1" increments
- Optional stand extension (mod. SS-EXT-101) provides support for wood lathes fitted with bed extensions

SS-KWL-100 & SS-EXT-101 shown here with KWL-1218VS and EXT-1218VS installed.

Extension only Fits:  
 KWL-1016C,  
 KWL-1218VS



**\$99.**

### SS-KWL-100

- Leveling feet for stability on uneven floors
- Made of sturdy tubular steel
- Adjustable upper supports with 1" increments



Stand only Fits:  
 KWL-1016C, KWL-1218VS

SS-KWL-100 shown here with KWL-1016C installed.

**\$179.99**

**KING INDUSTRIAL**

## WOOD LATHES & ACCESSORIES

### 8" X 13" VARIABLE SPEED WOOD LATHE

#### KWL-813VS

- Variable speed range of 750 to 3200 RPM
- 8" inboard swing for bowl turning
- Complete with 4-1/4" and 7" tool rests with 1/2" post diameter, 5-3/4" faceplate, MT#1 live center, MT#1 spur center, steel knock-out bar, adjustment keys and hex. keys



**\$299.99**

### 10" X 16" WOOD LATHE

#### KWL-1016C

- 6 speeds (480, 1270, 1960, 2730, 3327, 4023) RPM
- Complete with MT#2 live center, MT#2 spur center, 3" faceplate, steel knock-out bar, hex. keys and safety glasses



**\$499.99**

### OPTIONAL BED EXTENSION

#### EXT-1016

- Increases the spindle turning capacity to 38"

**\$129.99**

### 12" X 18" VARIABLE SPEED WOOD LATHE

#### KWL-1218VS

- Reliable single board computer microprocessor for precise control
- Comes complete with 3" faceplate, 6" & 12" tool rests with 5/8" post diameter, MT#2 spur centre and MT#2 heavy-duty live centre, safety goggles, knock-out rod, tool storage rack, screwdriver and 4 hex. keys



High performance 1 HP motor

**\$699.99**

### OPTIONAL BED EXTENSION

#### EXT-1218VS

- Increases the spindle turning capacity to 44"

**\$139.99**



Pivoting headstock turns 180° and locks into position for outboard turning

### 14" X 43" VARIABLE SPEED WOOD LATHE WITH DIGITAL READOUT

#### KWL-1443VS

- Spindle tachometer with digital readout
- Variable speed from 600 - 2,400 RPM
- Pivoting headstock turns 180°
- Quick release headstock, tailstock and tool rest assembly for easy adjustments
- Comes complete with 6" face plate, 12" tool rest with offset and base, MT#2 headstock and tailstock centres and adjustment wrenches

**\$1099.**

# JOINTERS

## 6" JOINTER KC-61FX

- Powerful 1 HP motor
- 6 3/4" x 46" table size
- 29" x 5" fence size



**\$899.**

## 6" JOINTER WITH SPIRAL CUTTERHEAD KC-65FX

- Powerful 1 HP motor
- A spiral cutterhead makes 50% less noise

4 Row spiral cutterhead with 26 replaceable cutter inserts



**\$1599.**

## 6" PARALLELOGRAM JOINTER KC-70FX

- Powerful 2 HP motor
- 6" x 55 1/2" table size
- 36" x 5" fence size



**\$1299.**

## 6" PARALLELOGRAM JOINTER WITH SPIRAL CUTTERHEAD KC-75FX

- Powerful 2 HP motor
- A spiral cutterhead makes 50% less noise
- Parallelogram table adjustment system

4 Row spiral cutterhead with 32 replaceable cutter inserts



**\$1899.**

## MAGNETIC & MICRO ADJUSTABLE KNIFE JIG ALIGNMENT KIT KKC-50

**\$69.99**



## KNIFE JIG ALIGNMENT KIT KKC-60

**\$49.99**

For Jointers



## EXTENDABLE UNIVERSAL MOBILE BASE KMB-1250

**\$69.99**

500 lbs. Max.



## INDUSTRIAL MOBILE BASE KMB-1290

**\$129.99**

900 lbs. Max.



## 8" INDUSTRIAL JOINTER KC-203C

- Powerful 2 HP motor
- 9" x 73" table size
- 35" x 5" fence size



H.S.S. JOINTERS KNIVES					
Model	Blade Material	Size	Unit/Kits	Price	
KKC-6	H.S.S.	6"	3	\$39.99	
KKC-8	H.S.S.	8"	3	\$59.99	
KKC-120	H.S.S.	12"	3	\$99.99	

**\$1699.**

## 8" PARALLELOGRAM JOINTER KC-80FX

- Powerful 2 HP motor
- 8" x 76 1/2" table size
- 36" x 5" fence size



**\$1899.**

## 8" PARALLELOGRAM JOINTER WITH SPIRAL CUTTERHEAD KC-85FX

- Powerful 2 HP motor
- A spiral cutterhead makes 50% less noise

4 Row spiral cutterhead with 36 replaceable cutter inserts



**\$2499.**

## 12" PARALLELOGRAM JOINTER KC-120FX

- (220V, 1 phase, 60Hz)
- KC-120FX-5 (550V, 3 phase, 60Hz)
- Powerful 3 HP motor
- 84" x 13" table size
- 36" x 5" fence size



**\$3999.**

## 12" PARALLELOGRAM JOINTER WITH SPIRAL CUTTERHEAD KC-125FX

- (220V, 1 phase, 60Hz)
- KC-125FX-5 (550V, 3 phase, 60Hz)
- Powerful 3 HP motor
- Easy set-up (Carbide cutter inserts)
- A spiral cutterhead makes 50% less noise

**\$4599.**


4 Row spiral cutterhead with 52 replaceable cutter inserts



## 12" INDUSTRIAL JOINTER/PLANER WITH SPIRAL CUTTERHEAD KC-12HJPC

- Powerful 3 HP motor
- A spiral cutterhead makes 50% less noise
- Large 43" x 6" aluminum extruded fence pivots 0-45°
- Comes with 2 push blocks, set of 5 replacement cutter inserts, 2 T25 Torx screwdrivers and adjustment hex. keys

**COMBO**



Shown here in planer mode

5 Row spiral cutterhead with 60 replaceable cutter inserts



**WOW**  
NEW, LOWER PRICE  
**\$3999.**

# 13" PLANER / MOULDER

## KC-235PM

- Powerful 1.5 HP motor
- Double drive belt system
- 6 1/8" max. planing /moulding thickness



**10 PC. MOULDING KNIFE SET K-4509K**  
 ALSO AVAILABLE: 20 INDIVIDUAL MOULDING KNIFE SETS  
**\$279.**

### H.S.S. PLANER KNIVES

13"	15"	20"
KKC-13PM Fits: KC-235PM	KKC-15	KKC-20
<b>\$89.99</b>	<b>\$99.99</b>	<b>\$169.99</b>

**\$1999.**

# PLANERS WITH SPIRAL CUTTERHEADS

## 15" PLANER WITH SPIRAL CUTTERHEAD

### KC-390FX

- Powerful 3 HP motor (220V motor)
- A spiral cutterhead is 50% quieter than a conventional cutterhead
- Anti-kickback fingers in front of the infeed roller to prevent wood kickback
- Magnetic safety switch
- Comes complete with cabinet stand and 4" dust collector outlet



4 Row spiral cutterhead with 74 replaceable cutter inserts



**\$3299.**


## 20" PLANER WITH SPIRAL CUTTERHEAD

### KC-526FX

- Powerful 5 HP motor (220V motor)
- A spiral cutterhead is 50% quieter than a conventional cutterhead
- Anti-kickback fingers in front of the infeed roller prevents wood kickback
- Magnetic safety switch
- Comes with 5" dust chute



4 Row spiral cutterhead with 98 replaceable cutter inserts



**\$4999.**

# PLANERS

## 13" PLANER WITH HELICAL CUTTERHEAD

### KC-13HPC

- Powerful 15 Amp. motor
- Pre-set depth stops for repeat cuts at 1/8", 1/4", 1/2", 3/4", 1", 1-1/4", 1-1/2" and 1-3/4"



HELICAL CUTTERHEAD WITH 26 CUTTER INSERTS

**\$679.99**

## REPLACEMENT HELICAL CUTTER INSERT KIT (10 PCS)

### KW-204

FITS: KC-6HJC, KC-8HJC & KC-13HPC

**\$69.99**



## 15" PLANER

### KC-382CFX

- 3 HP motor
- 6" max planing thickness
- Includes cabinet stand, planing knife, setting gauge and 4" dust collector outlet



**\$1899.**

## CARBIDE CUTTER INSERT KITS

### KW-140

- Carbide inserts cut on all 4 sides
- Cutter size: 14mm x 14mm x 2mm
- Fits: KC-526FX / KC-530FX / KC-630FX-2/ KC-630FX-6

### KW-104

- Carbide inserts cut on all 4 sides
- Cutter size: 15mm x 15mm x 2.5mm
- Fits: KC-10HJC/KC-525FX/ KC-530FXR/ KC-12HJPC



**\$99.99**  
EA.

## EXTENDABLE & FLEXIBLE CONVEYOR ROLLER TABLE

### KRRS-109



- Extends from 19" to 52"
- Raises from 24" to 45"
- 300 Lbs. max. capacity

**\$399.99**

## JACK SCREW CUTTERHEAD SYSTEM



## 20" HEAVY-DUTY PLANER

### KC-520C

- Powerful 5 HP (220V motor)
- Cuts per inch : 104-83
- Feed rate: (16-20 FPM)
- 8" max. planing thickness
- Magnetic safety switch

**\$3299.**



## FOLDING ROLLER STAND KRS-102

- Stand height is adjustable from 27" to 44"



**\$29.99**

## 3 in 1 FOLDING ROLLER STAND KRS-108

- Stand height is adjustable from 27" to 44"



**\$39.99**

# OSCILLATING SPINDLE SANDERS & ACCESSORIES

## OSCILLATING SPINDLE SANDER

### KC-OVS-TL

- Table can be tilted downwards up to a maximum of 45° to allow the sanding of beveled parts
- Comes standard with 3 spindles (1/4", 1/2" and 5/8") and 2 drums (1-1/2" and 2")

**\$799.**



## SLEEVE KITS

5 9/16" - 1/4" to 2"

Model	Sleeve Size	Grit	Units/Kits	Price
SL-514-K-80	5 9/16" x 1/4"	80	2	\$14.99
SL-514-K-120	5 9/16" x 1/4"	120	2	\$14.99
SL-512-K-80	5 9/16" x 1/2"	80	2	\$14.99
SL-512-K-120	5 9/16" x 1/2"	120	2	\$14.99
SL-534-K-80	5 9/16" x 3/4"	80	2	\$14.99
SL-534-K-120	5 9/16" x 3/4"	120	2	\$14.99
SL-515-K-80	5 9/16" x 1 1/2"	80	2	\$14.99
SL-515-K-120	5 9/16" x 1 1/2"	120	2	\$14.99
SL-520-K-80	5 9/16" x 2"	80	2	\$14.99
SL-520-K-120	5 9/16" x 2"	120	2	\$14.99

**OPTIONAL STAND**  
SS-OVS-TL  
**\$139.**



## SLEEVES

5" x 1/4" to 9" x 4"

Model	Sleeve Size	Grit	Unit/Kit	Price
SL-525-80	5" x 1/4"	80	1	\$6.99
SL-525-120	5" x 1/4"	120	1	\$6.99
SL-638-80	6" x 3/8"	80	1	\$6.99
SL-638-120	6" x 3/8"	120	1	\$6.99
SL-612-80	6" x 1/2"	80	1	\$6.99
SL-612-120	6" x 1/2"	120	1	\$6.99
SL-658-80	6" x 5/8"	80	1	\$6.99
SL-658-120	6" x 5/8"	120	1	\$6.99
SL-934-80	6" x 3/4"	80	1	\$9.99
SL-934-120	6" x 3/4"	120	1	\$9.99
SL-910-80	9" x 1"	80	1	\$9.99
SL-910-120	9" x 1"	120	1	\$9.99
SL-915-80	9" x 1 1/2"	80	1	\$9.99
SL-915-120	9" x 1 1/2"	120	1	\$9.99
SL-920-80	9" x 2"	80	1	\$9.99
SL-920-120	9" x 2"	120	1	\$9.99
SL-930-80	9" x 3"	80	1	\$12.99
SL-930-120	9" x 3"	120	1	\$12.99
SL-940-80	9" x 4"	80	1	\$19.99
SL-940-120	9" x 4"	120	1	\$19.99

## OSCILLATING SPINDLE SANDER

24 1/4" x 24 1/4" cast iron tilting table

### KC-OVS-FX3

- 1" to 4" rubber drums can be fitted on both ends for full use of the entire spindle
- 4" Dust chute for dust collector hook-up
- Heavy-duty oil bath gearbox with oil level sight gauge
- 10 interchangeable spindles (1/4" x 5", 3/8" x 6", 1/2" x 6", 5/8" x 6", 3/4" x 9", 1" x 9", 1 1/2" x 9", 2" x 9", 3" x 9" and 4" x 9")
- Includes 3 interchangeable table inserts and adjustment keys

**\$2299.**



## 2" X 42" BELT & 8" DISC SANDER

### KC-770FX

- Powerful 1 HP, 6.2 Amp direct drive motor
- Both a 1" and a 2" sanding belt can be installed
- Comes with 1" x 42" sanding belt, 2" x 42" sanding belt, 1" & 2" belt platens, 2 x 8" adhesive sanding discs, miter gauge and adjustment hex. keys

**NEW & IMPROVED WITH SAFETY GUARDS**

1 HP Motor



**\$499.**

## Dust Collector Bag

### KDCB-790

**\$39.99**



**KC-790FX**  
**\$1899.**



## KC-790FX-DC WITH BUILT-IN DUST COLLECTOR

**\$1999.**



## 6" X 48" BELT & 12" DISC SANDERS

- Powerful 1.5 HP, 110V/220V motor
- 4" dust chute for dust collector hook-up (KC-790FX only)
- Comes with aluminum miter gauge, cast-iron work stop, T-slot centre point, enclosed stand and adjustment hex. keys

## 6" X 48" BELT & 9" DISC SANDER

### KC-760L

- Two 2-1/2" dust chutes with 2-1/2" to 4" adaptor for dust collector hook-up
- Comes complete with miter gauge, 2-1/2" to 4" dust chute adaptor and sturdy enclosed cabinet stand



**\$499.99**

## ABRASIVE CLEANER

### K-1306

1 1/2" x 1 1/2" x 8 1/2"



**\$16.99**

## 6" X 48" BELT - 9" & 12" DISC SANDER

### KC-780FX

- Powerful 1.5 HP direct ball bearing drive motor
- Heavy-duty cast-iron tilting tables and frame
- Adjustable belt unit operates vertically, horizontally or at any set angle in between
- 2 - dust chutes (2" & 2-1/4") for vacuum or dust collector hook-up
- Sturdy cabinet stand
- Quick belt release mechanism
- Both sanders comes complete with heavy-duty miter gauge and back stop

1 HP Motor



**\$1299.**

## 6" X 48" SANDING BELT KITS

Model	Belt Size	Grit	Units/Kits	Price
SB-648-K-60	6" x 48"	60	2	\$12.99
SB-648-K-80	6" x 48"	80	2	\$12.99
SB-648-K-100	6" x 48"	100	2	\$12.99
SB-648-K-120	6" x 48"	120	2	\$12.99

## 9" STICK-ON ADHESIVE DISC KITS

Model	Disc size	Grit	Units/Kits	Price
SD-9-K-60	9"	60	3	\$7.99
SD-9-K-80	9"	80	3	\$7.99
SD-9-K-100	9"	100	3	\$7.99
SD-9-K-120	9"	120	3	\$7.99

# OSCILLATING EDGE SANDERS

## & ACCESSORIES

### 6" x 89" OSCILLATING EDGE SANDER

KC-689-OSC-7

- Quick belt release lever
- Comes with miter gauge, table guide and end table
- 4" Dust chute

**\$1749.**



### 6"x 89" SANDING BELTS

Model	Belt Size	Grit	Unit	Price
SB-689-60	6" x 89"	60	1	\$19.99
SB-689-80	6" x 89"	80	1	\$19.99
SB-689-100	6" x 89"	100	1	\$19.99
SB-689-120	6" x 89"	120	1	\$19.99

End table allows curved sanding operations



### 6" x 108" EDGE SANDER

CT-108C

- 2 HP motor
- Table size:  
Front 37" x 7 3/4",  
Side 19" x 12"
- 4" Dust chute

**\$2999.**



### 6"x 108" SANDING BELTS

Model	Belt Size	Grit	Unit	Price
SB-6108-60	6" x 108"	60	1	\$22.99
SB-6108-80	6" x 108"	80	1	\$22.99
SB-6108-100	6" x 108"	100	1	\$22.99
SB-6108-120	6" x 108"	120	1	\$22.99

### 6" x 108" OSCILLATING EDGE SANDER

KC-108-OSC

- Powerful 2 HP motor
- Balanced 7" rubber drive wheel and 3" crown idler wheel

**\$3299.**



Easy and convenient belt tension and tracking adjustment



# 10" WET/DRY SHARPENER KIT

KC-4900S

Heavy-duty 1.6 Amp. motor quietly rotates at 115 RPM for maximum precision during sharpening

**\$229.99**



## OPTIONAL

### 4 PC. ACCESSORY KIT

KM-130 (Short knife jig, long knife jig, scissors jig & axe jig)

**\$69.99**



## 16" OPEN DRUM SANDER

KC-1632DS

- 10 Amp. motor
- Drum speed: 1,720 RPM
- 2 1/2" dust chute
- Easy clamping sanding belt loading system

**\$1299.**



With its open ended design this machine can sand a 32" wide piece in 2 passes

Infeed and outfeed tables can be folded down

Metric or imperial digital depth gauge for increased thickness accuracy



## 22" OPEN DRUM SANDER

KC-2244DS

- Powerful 1.75 HP motor
- 22" x 5" aluminum sanding drum

**\$2199.**



With its open ended design this machine can sand a 44" wide piece in 2 passes

## 26" X 12" DUAL DRUM SANDER

KC-26DS

- 3 HP (220V) motor
- 2 speeds (3-20 SFPM)
- Twin 4" dust chutes
- Magnetic safety switch
- Variable feed speed


**\$3799.**

Two 5" aluminum sanding drums are precision balanced and driven by 2 V-belts



### 5"x 120" SANDING BELTS

Model	Belt Size	Grit	Unit	Price
SB-5120-80	5" x 120"	80	1	\$19.99
SB-5120-120	5" x 120"	120	1	\$19.99
SB-5120-150	5" x 120"	150	1	\$19.99
SB-5120-180	5" x 120"	180	1	\$19.99



26"X12" THICKNESS CAPACITY

## REMOTE POWER CONTROL SYSTEM RC-110 (110V)

- 120° INFRARED RAY RECEIVING ANGLE
- INCLUDES MOUNTING HARDWARE AND 2 AAA BATTERIES



**\$139.99**

# DUST COLLECTORS & ACCESSORIES

## 700 CFM

### KC-2405C

- Washable 1 micron upper felt dust bag for optimal air flow efficiency and reusable clear plastic lower dust bags (3)
- 4" diameter inlet port



**\$429.**

## 1200 CFM

### KC-3109C

- 2 HP (220V) motor
- Improved metal impellers for maximum air flow performance
- Comes with wheel castors for portability



**\$599.**

## 600 CFM

### KC-1105C

- 1 HP motor
- Heavy duty bag
- Comes complete with 10' hose, dust hood, dust hood support and wheel castors for portability



**\$349.99**

## 1 MICRON CANISTER FILTER FOR 1.5, 2 & 3 HP DUST COLLECTORS KDCF-3500

Designed to fit KING dust collectors KC-3105C, KC-3108C, KC-3109C, KC-4043C, KC-4045C and other similar dust collectors. Dimension: 19-3/4" to 20-1/4" I.D. x 25" high



**\$325.**

## DUST COLLECTION HOSE KIT #1 K-1054

- KIT Includes:
- 4" X 10 ft. Wood Dust Collection Hose
  - 4" Universal Dust Hood
  - 2 x 4" Wire Hose Clamps



**\$55.**

## DUST COLLECTION HOSE KIT #2 K-1055

- KIT Includes:
- 2 x 4" blast gates
  - 4" table saw dust hood
  - 4" universal dust hood
  - 4" Y-fitting
  - 10 x 4" wire hose clamps
  - 2 x 4" X 10 ft. wood dust collection hoses



**\$109.**

## 2280 CFM

### KC-4045C

- 3 HP (220V) motor
- Improved metal impellers are precision balanced and designed for maximum air flow performance
- 4" diameter dust ports accept accessory hoses for attaching up to 3 machines
- Comes with wheel castors for portability



**\$899.**

## 3980 CFM

### KC-5043FX-2

5 HP (220V)

### KC-5043FX-6

5 HP (600V)

- Improved metal impellers are precision balanced and designed for maximum air flow performance
- 4" diameter dust ports accept accessory hoses for attaching up to 4 machines
- Comes with wheel castors for portability



**\$2999.**

TOTAL HEIGHT 11 FT.

## 6" x 50' REINFORCED PVC HOSE

6" Lin. Ft. K-1036-50 **\$7.99**



PVC HOSE K-1034-50 4" Lin. Ft. **\$3.99**



CLEAR FLEXIBLE COLLAPSIBLE PVC HOSE K-1033-50 4" Lin. Ft. **\$3.99**



4" ALUMINUM BLAST GATE K-1142 **\$23.99**



4" BLAST GATE K-1007 **\$9.99**



4" T-FITTING K-1013 **\$9.99**



4" Y-FITTING K-1015 **\$9.99**



4" ELBOW K-1017 **\$9.99**



4" SPLICE K-1019 **\$9.99**



1"-6" UNIVERSAL ADAPTOR K-1039 **\$9.99**



WIRE HOSE CLAMPS

4"-K-1317 **\$2.79**



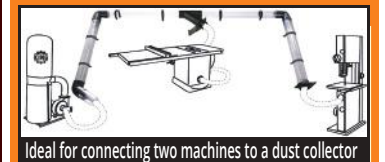
5"-K-1318 **\$3.49**

DUST COLLECTION SEPARATOR with ELBOW K-1056/ K-1017 **\$49.99**



To maximize the cyclonic air flow in the drum

## 4" DUST COLLECTION HOOK-UP SYSTEM



Ideal for connecting two machines to a dust collector

### KW-270

- 27 pc Kit includes;
- 4 pc- 4" x 36" Clear tubes
  - 1 pc- 4" x 7" Clear tube
  - 2 pc- 4" 45 degree elbows
  - 2 pc- 4" 90 degree elbows
  - 7 pc- 4" adaptor fittings
  - 2 pc- 4" Blast gates
  - 1 pc- 4" Y-fitting
  - 8 pc- retaining Brackets (including 16 screws and 16 wall plugs)

**\$175.**

1 MICRON FELT UPPER BAG **\$69.99**

KDCB-3108T-1MIC Fits: KC-3105C, KC-3108C & KC-3109C



CLOTH BOTTOM DUST BAG **\$59.99**

KDCB-3105B

Fits KC-3105C, KC-3108C, KC-3109C



SEE THROUGH PLASTIC BOTTOM DUST BAGS KDCB-5 **\$29.99**

5 BAGS PER BOX





## CYCLONE SEPARATOR

### KC-2940S

- Cyclonic force removes 99% of dust and wood chips before it reaches your dust collector
- Recommended for 1.5 to 3 HP dust collectors
- Cyclonic action separates heavy debris from the fine particles and directs them into the steel drum
- 6" Inlet with 2 x 4" adaptor
- 7" Outlet with 6" adaptor, and additional 1" to 6" adaptor included
- Drum bag included

29 Gallon steel drum

Turn your dust collector into a heavy-duty two-stage cyclone dust collection system



\$399.99

## DUST COLLECTORS WITH 1 MICRON CANISTER FILTERS

### 700 CFM DUST COLLECTOR WITH CANISTER FILTER

#### KC-2405C/KDCF-2400

- Noise level reading at 36": 75-85 dB
- Static pressure (inch of water): 6.1
- Dust port opening: 4"

1 HP  
7 Amp. @ 120V



1 Micron Canister filter

\$599.99

### 1200 CFM DUST COLLECTOR WITH CANISTER FILTER

#### KC-3109C/KDCF-3500

- Noise level reading at 36": 66-77 dB
- Static pressure (inch of water): 9.5
- Dust port opening: 2 x 4" / 1 x 6"

2 HP  
9 Amp. @ 220V



1 Micron Canister filter

\$899.

### 2280 CFM DUST COLLECTOR WITH CANISTER FILTERS

#### KC-4045C/KDCF-3500

- Noise level reading at 36": 75-85 dB
- Static pressure (inch of water): 11.8
- Dust port opening: 3 x 4" / 1 x 8"

3 HP  
10 Amp. @ 220V



1 Micron Canister filters

\$1499.

## 3 SPEED AIR CLEANERS

2 stage filtration, one disposable electrostatic 5 Microns outer filter and 1 Micron inner two pocket filter

### KAC-410

.9 Amp. motor  
Air suction capacity 410 CFM

\$299.99



COMES WITH 3-SPEED REMOTE CONTROL

### KAC-1200

4.2 Amp. motor  
Air suction capacity 720, 1115, 1290 CFM

\$399.99



COMES WITH 3-SPEED REMOTE CONTROL

### KAC-1400

3 Amp. motor  
Air suction capacity 950, 1085, 1400 CFM

\$599.99



COMES WITH 3-SPEED REMOTE CONTROL

## CYCLONE DUST COLLECTORS & ACCESSORIES

### 1.5 HP CYCLONE DUST COLLECTOR

#### KC-8150C

- Noise level reading at 36": 78 dB
- Static pressure (inch of water): 9.7
- 29 Gallon steel drum with quick release handle and castor wheels for easy disposal
- Complete with 4 locking castor wheels for portability
- Dust port opening: 2 x 4" / 1 x 6"

988/1320 CFM

INCLUDED Remote Control



\$1899.

### 2 HP CYCLONE DUST COLLECTOR

#### KC-8200C

- Noise level reading at 36": 78 dB
- Static pressure (inch of water): 10.9
- 29 Gallon steel drum with quick release handle and castor wheels for easy disposal
- Complete with 4 locking castor wheels for portability
- Dust port opening: 2 x 4" / 1 x 7"

1071/1650 CFM

INCLUDED Remote Control



\$2299.

### 3 HP CYCLONE DUST COLLECTOR

#### KC-8300C

- Noise level reading at 36": 79 dB
- Static pressure (inch of water): 11
- 54 Gallon steel drum with quick release handle and castor wheels for easy disposal
- Complete with 4 locking castor wheels for portability
- Dust port opening: 3 x 4" / 1 x 8"

1942/2900 CFM

INCLUDED Remote Control



\$2899.

### OPTIONAL BAG KITS

KDCB-82 (Fits: KC-8150C KC-8200C)

\$39.

KDCB-83 (Fits: KC-8300C)

\$59.



## 5 HP CYCLONE DUST COLLECTOR

### KC-8500C

- Noise level reading at 36": 76 dB
- Static pressure (inch of water): 14.5
- 54 Gallon steel drum with quick release handle and castor wheels for easy disposal
- Complete with 4 locking castor wheels for portability
- Canister filter insulation panels with foam insulation lowers noise level
- Dust port opening: 5 x 4" / 1 x 10"

2701/4400 CFM

Auto Canister Filter Cleaner

INCLUDED Remote Control



\$4499.

**ADJUSTABLE AIR DEFLECTOR**

8245RN

- 7/8" to 1 3/4" (11 Ga.)
- Comes with 1/4" air inlet, debris shield, safety glasses, oiler, hex. keys and sturdy carrying case

**COIL ROOFING NAILER KIT**

**\$159.99**

**NAILERS & STAPLERS**

**18 GA. X 1/4" NARROW CROWN STAPLER KIT**

8101S

- 3/8" to 1" Staple range
- Comes with 1/4" air inlet, oiler, hex. keys, & sturdy carrying case

**\$59.99**

**16 GA. X 2" MEDIUM CROWN STAPLER KIT**

8216S-2

- 3/4" to 2" Staple range
- Comes with 1/4" air inlet, oiler, hex. key & sturdy carrying case

**\$99.99**

**18 GA. NAILER/STAPLER KIT**

8210NS

- 18 Ga. x 1/4" (3/8" to 1 5/8") stapler
- 18 Ga. (3/4" to 2") nailer
- Comes with 1/4" air inlet, oiler, hex. keys and sturdy carrying case

**\$69.99**

ADJUSTABLE AIR DEFLECTOR



**23 GA. X 1 3/8" HEADLESS PIN NAILER KIT**

8223PN

- 1/2" to 1-3/8" Pin range
- Comes with 1/4" Air inlet, 2 removable non-marring tips, oiler, hex. keys and sturdy carrying case

**\$59.99**

**23 GA. X 2" HEADLESS PIN NAILER KIT**

8251PN

- 1/2" to 2" Pin nail range
- Comes with 1/4" Air inlet, 2 removable non-marring tips, oiler, hex. keys and sturdy carrying case

**\$119.99**

ADJUSTABLE AIR DEFLECTOR

**ARCTIC FLEX**

**HYBRID POLYMER INDUSTRIAL AIR HOSES**



(-40°C to 65°C)

HYBRID POLYMER INDUSTRIAL AIR HOSES		
K-2514H	25' x 1/4"	\$21.99
K-2538H	25' x 3/8"	\$29.99
K-5014H	50' x 1/4"	\$33.99
K-5038H	50' x 3/8"	\$44.99
K-10014H	100' x 1/4"	\$54.99
K-10038H	100' x 3/8"	\$65.99

300 PSI MAXIMUM PRESSURE

**RETRACTABLE AIR HOSE REEL WITH HYBRID POLYMER AIR HOSE**



**K-5038FRL**  
50 ft. x 3/8"  
• All-Weather Flexibility (-40°C to 65°C)  
Comes with wall mounting hardware

**\$109.99**

**MANUAL AIR HOSE REEL WITH HYBRID POLYMER AIR HOSE**



**K-10014FRL**  
100 ft. x 1/4"  
• All-Weather Flexibility (-40°C to 65°C)  
• 360° swivel base

**\$109.99**

**ARCTIC FLEX**

**PREMIUM HYBRID POLYMER GARDEN HOSES**



**K-5058GH**  
5/8" x 50 ft.  
**\$45.**

**K-10058GH**  
5/8" x 100 ft.  
**\$77.**

150 PSI (Working) - 450 PSI (Burst)  
EXTREME ALL-WEATHER FLEXIBILITY KINK RESISTANT

**ULTRA-QUIET OIL-FREE AIR COMPRESSORS**



**ULTRA-QUIET OIL-FREE AIR COMPRESSOR**

KC-2020A

- 3.8 CFM @ 40 PSI
- 2.35 CFM @ 90 PSI
- 125 PSI maximum tank pressure
- Extra long pump life of over 3000 hours

**2 GALLON 2 HP (PEAK)**  
(60 Decibels)

LIGHTWEIGHT ALUMINUM TANK

3000 hours



**ULTRA-QUIET OIL-FREE AIR COMPRESSOR**

KC-4620A

- 3.80 CFM @ 40 PSI
- 2.35 CFM @ 90 PSI
- 125 PSI maximum tank pressure
- Extra long pump life of over 3000 hours

**4.6 GALLON (2 X 2.3) 2 HP (PEAK)**  
(60 Decibels)

LIGHTWEIGHT ALUMINUM TANK

3000 hours



**ULTRA-QUIET OIL-FREE AIR COMPRESSOR**

KC-10020SQ

- 5.6 CFM @ 40 PSI
- 4.4 CFM @ 90 PSI
- 125 PSI maximum tank pressure
- Extra long pump life of over 3000 hours

**10 GALLON 3 HP (PEAK)**  
(64 Decibels)

LIGHTWEIGHT ALUMINUM TANK

3000 hours



**5.5 PEAK HP 20 GALLON AIR COMPRESSOR**

KC-2051H2

- 150 PSI max pressure
- 7.6 CFM @ 40 PSI
- 6.0 CFM @ 90 PSI

**20 GALLON 5.5 HP (PEAK)**  
ASME safety valve

LIGHTWEIGHT ALUMINUM TANK

3000 hours



**\$259.99** ASME safety valve

**\$379.99** ASME safety valve

**\$499.99** ASME safety valve

## 16 GA. X 2-1/2" BRAD NAILER KIT

- 8225NL**  
 • 3/4" to 2 1/2" Nail range  
 • Comes with 1/4" air inlet, oiler, hex. keys, & sturdy carrying case

ADJUSTABLE AIR DEFLECTOR



**HOT DEAL!**  
**\$99.99**

## CLIPPED HEAD FRAMING NAILER KITS

ADJUSTABLE AIR DEFLECTOR

- 8228N**  
 Shoots standard 2 3/16" - 3 9/16", 28° - 30° nails

- 8234N**  
 Shoots standard 2 3/16" - 3 9/16", 34° nails



**\$139.99** ea

## 2" FLOORING STAPLER/ CLEAT NAILER KIT

- 8260FSN-2**  
 • 1" to 2" Staple range  
 • 1 1/2" to 2" Cleat nail range  
 • Comes with mallet, 1/4" air inlet, safety glasses, oiler, hex. keys & sturdy carrying case



**HOT DEAL!**  
**\$199.99**

**2 in 1**

## TIRE INFLATION GUN WITH PRESSURE GAUGE

K-1630

**\$23.99**



## 71 PC. AIR TOOL KIT

- 8171**  
 Comes with 1/2" Impact, Wrench, 3/8" Ratchet Wrench, Air Hammer and 1/4" Die Grinder



**\$149.99**

## 18 GA. X 2" BRAD NAILER KIT

ADJUSTABLE AIR DEFLECTOR

- 8201NL**  
 • 3/4" to 2" Nail range  
 • Comes with 1/4" air inlet, oiler, hex. keys, & sturdy carrying case



**NEW & IMPROVED**  
**HOT DEAL!**  
**\$59.99**

## 6.5 HP GAS WHEELBARROW AIR COMPRESSOR

- KC-6510G2**  
 • 150 PSI max pressure  
 • 14.1 CFM @ 40 PSI  
 • 11.2 CFM @ 100 PSI  
 • High efficiency reed valves

**10 GALLON TWIN TANKS (2X5 GALLONS)**



**\$999.99**

ASME safety valve

## AIR COMPRESSORS

### 5.5 PEAK HP 24 GALLON AIR COMPRESSOR

- KC-3124V2**  
 • 150 PSI max pressure  
 • 7.6 CFM @ 40 PSI  
 • 6.0 CFM @ 90 PSI  
 • ASME safety valve

2 CYLINDER CAST IRON SINGLE STAGE OIL LUBRICATED PUMP

### STATIONARY 6.5 PEAK HP 60 GALLON AIR COMPRESSOR

- KC-6160V2**  
 • 150 PSI max pressure  
 • 13.4 CFM @ 40 PSI  
 • 11.2 CFM @ 90 PSI

2 CYLINDER CAST IRON SINGLE STAGE OIL LUBRICATED PUMP

### HIGH OUTPUT 6.5 PEAK HP 60 GALLON AIR COMPRESSOR

- KC-5160V2**  
 • 150 PSI max pressure  
 • 22.6 CFM @ 40 PSI  
 • 18.5 CFM @ 100 PSI

3 CYLINDER CAST IRON SINGLE STAGE OIL LUBRICATED PUMP



**\$875.**

**\$1099.**

**\$1499.**

## INDUSTRIAL 2-STAGE AIR COMPRESSORS

### 2-STAGE 5 RUNNING HP 80 GALLON AIR COMPRESSOR

- KC-5280V3-MS**  
 • 200 PSI max pressure  
 • **19 CFM @ 175 PSI**

2 CYLINDER CAST IRON 2-STAGE OIL LUBRICATED PUMP

### 2-STAGE 7.5 RUNNING HP 80 GALLON AIR COMPRESSOR

- KC-7280V3-MS**  
 • 200 PSI max pressure  
 • **24 CFM @ 175 PSI**

2 CYLINDER CAST IRON 2-STAGE OIL LUBRICATED PUMP



COMPRESSOR OIL BOTTLE **KW-077 (850ml)**



**\$9.99**

**\$3499.**

**\$3999.**



Comes with magnetic starter

ASME safety valve



Comes with magnetic starter

ASME safety valve

## 30 PC VARIABLE SPEED OSCILLATING MULTI-TOOL KIT & ACCESSORIES

8349QR

Each kit includes a sanding back-up pad with hook and loop backing, 24 sanding papers (60, 80 and 120 grit) with hook and loop backing, 35mm Tru-cut narrow offset saw blade, 52mm rigid offset scraper blade, hex. key, and sturdy carrying case



Tool-less quick release system



\$65.

KW-4801 \$14.99	KW-4802 \$17.99	KW-4803 \$17.99	KW-4804 \$17.99	KW-4805 \$17.99	KW-4806 \$17.99	KW-4810 \$7.99
KW-4811 \$7.99	KW-4812 \$7.99	KW-4813 \$7.99	KW-4815 \$7.99	KW-4816 \$7.99	KW-4817 \$7.99	KW-4818 \$12.99
KW-4819 \$7.99	KW-4820 \$12.99	KW-4821 \$12.99	<b>Tru-Cut carbide</b> KW-4823 \$14.99	<b>Electrical Box Cutter</b> KW-4825 \$19.99		

## 550 CFM AIR MOVER

8500AM

- 3 speed switch
- Comes with two on-board 120V outlets to connect up to 3 Air Movers together for bigger jobs



Stackable



\$79.99

## LED DUAL-HEAD

## LED WORK LIGHTS



KC-1502LED-C  
10W Work light  
emits 1500 lumens

\$49.99

Cordless



Emits 8000 lumens

KC-1501LED  
15W Work light  
emits 1500 lumens

\$35.99



Emits 6000 lumens

KC-3001LED  
20W Work light  
emits 3000 lumens

\$59.99



KC-4001LED  
36W Work light  
emits 4000 lumens

\$99.99



## 50 FT. 5 LED STRING LIGHT

K-5016-5LED

- 50 foot 16 AWG /3 conductor grounded SJT power cord
- 75 linear feet of coverage at 10 feet in height Waterproof to IP44 standards

\$99.99

## WET-DRY VACUUMS

Double filtration system

8520LP

- Powerful 3.5 Peak HP motor
- 5 US Gallon (20L)
- Comes complete with 6 ft. x1-1/4" hose, 2 pc. plastic extension wand, 20L dust bag, cartridge filter, foam filter, reusable filter, 10" floor sweep and crevice tool

\$69.99

8530LPN

- Powerful 4 Peak HP motor
- 8 US Gallon (30L)
- Comes complete with 6 ft. x1-1/4" hose, 2 pc. plastic extension wand, 30L dust bag, cartridge filter, foam filter, reusable filter, 10" floor sweep and crevice tool

\$89.99

8540LSTN

- Powerful 4 Peak HP motor
- 10 US Gallon (40L)
- Comes complete with 6 ft. x1-1/4" hose, 2 pc. stainless extension wand, 40L dust bag, cartridge filter, foam filter, reusable filter, 10" floor sweep and crevice tool

\$179.99

8560LST

- Powerful 6.5 Peak HP motor
- 16 US Gallon (60L)
- Convenient 18 ft. power cord
- Comes complete with 8 ft. x 2-1/2" flex hose, 2 pc. 2-1/2" extension wand, handle with air control, cartridge filter, foam filter, 14" floor sweep with squeegee insert, gulper tool, crevice tool and hanging accessory storage bag

\$299.99

## HEPA CARTRIDGE FILTERS

KVAC-1145

FITS: 8520LP, 8530LPN, 8531LP-B, 8540LSTN

KVAC-1150

Fits: 8560LST

\$39.

\$39.

## DRYWALL & PANEL LIFT

KDL-11



- Hangs drywall in sizes up to 4 ft. x 16 ft. on any ceiling or wall up to 11 ft. high
- Tripod foot brake keeps drywall lift in position during use
- Easy to assemble and disassemble, can be placed in car trunk

\$229.99

## VARIABLE SPEED DRYWALL SANDER

KC-8379

- LED light illuminates the work
- Comes with 6 hoop & loop sanding papers (2 x 80, 120, 180 Grit), extension tube, dust hose, 2 vacuum adaptors (1-1/4" & 1-3/8") and adjustment hex. key

\$299.99



## 8 GALLON TOOL TRIGGERED WET-DRY VACUUM WITH HEPA FILTER

KC-8590TTV

• 10 Amp. motor

\$399.99



## PORTABLE VARIABLE SPEED METAL CUTTING BANDSAW

KC-8377

- Variable speed dial for 0-420 SFPM
- Comes with standard 44-7/8" x 1/2" x 0.025"-14 TPI metal cutting blade

\$199.99




## OPTIONAL

Miter Stand turns this Bandsaw into a Cut-off Saw

SS-8377

\$99.99



## BI-METAL BLADES

Model	Length	Width	TPI	Thickness	Price
KBB-8376-BM-1014	44 7/8"	1/2"	10-14	.020"	\$24.99
KBB-8376-BM-1418	44 7/8"	1/2"	14-18	.020"	\$24.99

## 1/2" DRILLING & MIXING KIT

KC-8316

- 9 Amp. motor
- Comes with 1/2" chuck, 3 galvanized mixing paddles (10mm hex. shank), wrench and sturdy carrying case

\$149.99

## BISCUIT JOINER KIT

KC-8306

- Motor: 7 Amp. 10,800 RPM
- Robust fence with 0 to 90° and 90° to 135° tilt adjustments with positive stops at 45° & 90°
- Kit includes 4" carbide tipped blade, dust bag, hex. key and plastic carrying case

\$149.99



# Router Table Kits

## ROUTER TABLE KIT XL-200MEP

### Kit includes:

- XL-080- Router Table Fence
- XL-049- MDF Table
- XL-114- Phenolic Router Insert Plate
- XL-085- Floor Stand with Switch



**\$899.**



## DELUXE ROUTER TABLE KIT XL-200C

### Kit includes:

- XL-125- Router Lift
- XL-080- Router Table Fence
- XL-075- Cast-iron Table
- XL-130- Universal Dust Collection Kit
- XL-085- Floor Stand with Switch



**\$1999.**



## 12" DOVETAIL JIG K-2796

- Handles materials from 5/16" to 1 1/4" thick, and widths up to 12"
- Unit includes 1/2" aluminum template

**\$119.99**



## ROUTER REDUCER COLLARS

- XL-314  **\$49.99** 3-1/4"      XL-312  **\$49.99** 3-1/2"

## 4 PC. INSERT RING KITS

- Zero Clearance  (1/4", 1/2", 1-3/8", 2-1/2")       XL-076 **\$99.99**      XL-076 **\$99.99** 

## BENCH GRINDERS

KC-690LN  
• 3450 RPM

**Built-in LED lights**

**\$75.**

**NEW**



## 8" LOW SPEED LONG SHAFT BUFFER KC-899LSB

- 1/2 HP motor - 1,750 RPM
- Two 8" x 1/2" spiral sewn cloth buffing wheels


**\$159.99**



## ROUTER LIFT WITH HEIGHT LOCK XL-125

- 11-3/4" x 9-1/4" anodized aluminum top plate

**\$649.**



## 8" LOW SPEED BENCH GRINDER WITH LIGHT KC-895LS

- Comes complete with diamond wheel dressing tool, tool rests, eye shields, course 60 grit and fine 120 grit 8" x 1" white aluminum oxide grinding wheels

**\$159.99**



KC-1090  
• 14 Amp. motor  
• 1720 RPM

**\$349.**



1.5 HP (220V) Direct Drive Motor

## 12" HEAVY-DUTY BENCH GRINDER WITH FLOOR STAND KC-1295

- Cast-iron wheel guards and dust vents with 2-1/2" T-fitting adaptor for dust collection
- Built-in cast-iron quench tray, 36 Grit and 60 Grit 12" x 2" grinding wheels

**\$1699.**



## PHENOLIC ROUTER INSERT PLATE XL-114

- 11-3/4" x 9-1/4"

**\$99.99**



## MAGNETIC SWITCHES



Comes with padlock and 2 spare keys

Comes with twist lock emergency stop button

**\$129.99** ea.

- |               |                   |
|---------------|-------------------|
| KMAG-110-811  | 110V (8-11 Amp.)  |
| KMAG-110-1114 | 110V (11-14 Amp.) |
| KMAG-110-1417 | 110V (14-17 Amp.) |
| KMAG-220-811  | 220V (8-11 Amp.)  |
| KMAG-220-1114 | 220V (11-14 Amp.) |
| KMAG-220-1417 | 220V (14-17 Amp.) |
| KMAG-220-1721 | 220V (17-21 Amp.) |

# DRILL PRESSES & ACCESSORIES

**29 PC. TITANIUM DRILL BIT SET**  
KDB-29T  
29 (1/16"-1/2" x 1/64")  
**\$39.99**



**DRILL PRESS CHUCK SAFETY GUARD**  
KM-118  
Fits KC-118FC

**\$29.99**

## 17" DRILL PRESS

**KC-118FC**  
• 12.5 Amp. motor  
• 16 speeds (240-3400 RPM)  
• 17" swing  
• 3 1/4" stroke  
• 5/8" chuck

**\$799.**

## 17" DRILL PRESS with SAFETY GUARD & LIMIT SWITCH

**KC-118FC-LS**  
• 12.5 Amp. motor  
• 16 speeds (240-3400 RPM)  
• 17" swing  
• 3 1/4" stroke  
• 5/8" chuck

**\$899.**

## 22" DRILL PRESS

**DRILL PRESS CHUCK SAFETY GUARD**  
KM-122  
Fits KC-122FC

**\$29.99**



**KC-122FC**  
• 12.5 Amp. motor  
• 1 1/4" capacity  
• Spindle taper MT #4  
• 12 speeds (180-4200 RPM)  
• 4 3/4" stroke  
• 3/4" chuck

**\$1199.**

## 22" DRILL PRESS with SAFETY GUARD & LIMIT SWITCH

**KC-122FC-LS**  
• 12.5 Amp. motor  
• 1 1/4" capacity  
• Spindle taper MT #4  
• 12 speeds (180-4200 RPM)  
• 4 3/4" stroke  
• 3/4" chuck

**\$1299.**

## 15" VARIABLE SPEED INDUSTRIAL DRILL PRESS



Variable speed handwheel with digital readout



Safety guard with limit switch protection



**LONG 6" STROKE**

## KC-30HS-VS

- Powerful 1 HP motor
- E-stop 2 step activation safety switch with line voltage interruption
- Variable speeds: 400-5,000 RPM
- 5/8" drill chuck and key

**\$2999.**

## WOOD MORTISING ATTACHMENT

MA-511

Kit comes with chisel holder, holddown arms, holddown bracket, fence, ring bushing adaptors, 4 pc. 1/2" shank mortising chisels & bits and carrying case



**\$119.99**

## DRILL PRESS VISES



KPV-3 3" **\$19.99** KPV-4 4" **\$24.99**

KPV-5 5" **\$39.99** KPV-6 6" **\$49.99**

## CROSS SLIDE VISES

Makes lateral or longitudinal adjustments simple



KCV-4N 4" **\$69.99** KCV-5N 5" **\$99.99** KCV-6N 6" **\$129.99**

## THE MOST INNOVATIVE DRILL PRESSES

### 16" NOVA VIKING DVR DRILL PRESS



DVR WITH ADAPTIVE CONTROL™ SOFTWARE

- 83705**
- Powerful direct drive 1 HP high torque motor with no pulleys or belts
  - Spindle taper MT #2
  - Comes with 5/8" drill chuck & key, firmware USB cable

**\$1699.**

### 18" NOVA VOYAGER DVR DRILL PRESS



- 58006**
- Powerful direct drive 1.75 HP high torque motor with no pulleys or belts
  - Spindle taper MT #2
  - Comes with 5/8" drill chuck & key, firmware USB cable

**\$2399.**

## Digital Readout

### 12" BENCH VARIABLE SPEED DRILL PRESS

KC-12HS-VS

- Powerful 1/2 HP, 5 Amp.
- Variable speeds (580 - 3200 RPM)
- Comes with 5/8" drill chuck, chuck key, onboard chuck key storage and adjustment hex. keys

Mechanical variable speed system



**\$499.99**



### 15" FLOOR VARIABLE SPEED DRILL PRESS

KC-15HS-VS

- Powerful 3/4 HP, 8.6 Amp. motor
- 4" stroke capacity allows drilling workpieces up to 4" thick
- Variable speeds 2 (280 - 1100/ 900-3300) RPM
- Comes with 5/8" drill chuck, chuck key, onboard chuck key storage and adjustment hex. keys

**\$699.99**

## LONG 6" STROKE

### 17" LONG STROKE DRILL PRESS with SAFETY GUARD

KC-119FC-LS

- 12.5 Amp. motor
- 12 speeds (255-2750 RPM)
- Spindle taper MT #3
- 16 15/16" swing
- 6" stroke
- 3/4" chuck

**\$1099.**

**Safety Guard with Limit Switch**

**83750**  
Fits #83705  
**\$399.**

**Safety Guard with Limit Switch**

**58501**  
Fits #58006  
**\$399.**

# POWER FEEDERS

## KPF-30V

- 3 1/8" roller diameter
- 1 3/16" roller width

1.2 AMP. MOTOR  
VARIABLE SPEED



**\$699.**

## KPF-32

- 3 1/8" roller diameter
- 1 3/16" roller width

2.5 AMP. MOTOR



**\$1099.**

## KPF-34

- 4 3/4" roller diameter
- 2 1/4" roller width

6.2 AMP. MOTOR (220V)



**\$1799.**

# HOLLOW CHISEL MORTISERS

## 5/8" HOLLOW CHISEL MORTISER WITH TILTING HEAD

### MA-1050ST

- Powerful 3/4 HP motor
- Includes sleeve adaptors which accept 5/8" and 3/4" diameter chisel shanks
- Comes complete with mortising chisel and bit set (1/4", 5/16", 3/8" & 1/2"), 1/2" chuck and key, column mounted hold down, pair of 9 position table hold downs and quick release vise

HEAD TILTS FROM 0° TO 30° TO THE RIGHT AND LEFT



**\$749. \$2199.**

## OPTIONAL STAND

### SS-1050ST



**\$159.**

# INDUSTRIAL WOODWORKING SHAPER

## KC-351S

- Spindle travels a full 3"
- Spindle speeds, 8,000 & 10,000 RPM
- Comes complete with 1/2" & 3/4" interchangeable spindles, 1/4" & 1/2" router bit adaptors and a miter gauge



Powerful 3 HP motor (220V)



## 3/4" UNIVERSAL SHAPER CUTTERHEAD WITH 13 INTERCHANGEABLE PROFILE CUTTERS

### KW-091



**\$239.99**

## 1" HOLLOW CHISEL MORTISER WITH TILTING HEAD

### MA-1075ST

- Powerful 1 HP 110V/220V dual voltage motor
- 1/4" to 1" chisel and bit capacity
- Large longitudinal and transversal 19" x 12-1/2" sliding table reclamping of the workpiece
- Includes chisel adaptor bushings which accept 5/8" and 3/4" diameter chisel shanks
- Comes complete with mortising chisel and bit set (1/4", 3/8", 1/2" & 3/4"), chisel adaptor bushings, 1/2" chuck and key

HEAD TILTS FROM 0° TO 30° TO THE RIGHT AND LEFT



**\$2499.**

## OPTIONAL STAND

### SS-1075ST



**\$499.**

## 13-SPINDLE LINE BORING MACHINE

### KC-1300BM

- Powerful 1.5 HP 110V motor
- Designed for simultaneous multi-hole line boring or drilling, ideal for cabinet makers or shelving applications
- 13 spindles spaced 1-1/4" on centre, allowing drilling up to 13 evenly spaced holes
- Fully adjustable aluminum fence with work stops at each end to line up workpiece from the right or left to perform parallel boring patterns
- Indexing pins allow correct spindle alignment for resuming line boring operations in long workpieces

Large 31-1/2" x 15-3/4" melamine table top



**\$2999.**

## BLUM® HINGE BORING HEAD ATTACHMENT KW-162

- Blum style 45mm-9.5mm three-hole pattern
- 3 spindle heads (rotation-2 left/1 right)
- Can be used with or without the 8mm boring bits
- Comes with 35mm hinge bring bit, 8mm boring bits (1 left/1 right), link-bar and adjustment wrench



**\$849.**



ADJUSTABLE HEIGHT STOP AND DEPTH



ADJUSTABLE FENCE WORK STOPS AND EXTENSION WORK STOPS

# WOOD BANDSAWS & ACCESSORIES

## 10" WOOD BANDSAW KC-1002C

- Powerful 1/2 HP 120V motor
- Table size with extensions 13-3/8" x 13-1/8"
- Dust chute accepts 2", 2-1/2" and 4" dust collector hoses
- Comes complete with miter gauge, rip fence, adjustment wrench and hex. keys



**\$399.99**

## 12" WOOD BANDSAW KC-1202FX

- Powerful 3/4 HP 120V motor
- Large 18-7/8" x 15-3/8" tilting table with rack & pinion adjustment
- Circle cutting guide for diameters up to 23-1/2"
- Dust chute accepts 2", 3" and 4" dust collector hoses
- Comes complete with cast aluminum miter gauge, rip fence with 5" high face, push stick, adjustment wrench and hex. keys



**\$799.**

## 14" WOOD BANDSAW

### KC-1402FX

- Dust chute accepts 2", 3" and 4" dust collector hoses
- Comes complete with cast aluminum miter gauge, rip fence with 5" high face, push stick, adjustment wrench and hex. keys
- Quick release lever blade tension system



Large 21-3/8" x 15-5/8" cast iron tilting table with rack & pinion adjustment

**\$999.99**

67 1/2" WOOD CUTTING BANDSAW BLADES						
Model	Length	Width	TPI	Thickness	Price	
KBB-1018-14	67 1/2"	1 7/8"	14	.020"	\$24.99	
KBB-1014-6	67 1/2"	1 1/4"	6	.020"	\$24.99	
KBB-1038-6	67 1/2"	3/8"	6	.020"	\$24.99	
KBB-1012-6	67 1/2"	1 1/2"	6	.020"	\$24.99	
KBB-1012-6	67 1/2"	1 1/2"	6	.020"	\$24.99	

88 3/16" WOOD CUTTING BANDSAW BLADES						
Model	Length	Width	TPI	Thickness	Price	
KBB-1218-14	88 3/16"	1 7/8"	14	.025"	\$27.99	
KBB-1236-10	88 3/16"	3/16"	10	.025"	\$27.99	
KBB-1214-6	88 3/16"	1 1/4"	6	.025"	\$27.99	
KBB-1238-6	88 3/16"	3/8"	6	.025"	\$27.99	
KBB-1212-6	88 3/16"	1 1/2"	6	.025"	\$27.99	

100 5/8" WOOD CUTTING BANDSAW						
Model	Length	Width	TPI	Thickness	Price	
KBB-1318-14	100 5/8"	1 7/8"	14	.025"	\$29.99	
KBB-1336-10	100 5/8"	13/16"	10	.025"	\$29.99	
KBB-1314-6	100 5/8"	1 1/4"	6	.025"	\$29.99	
KBB-1338-6	100 5/8"	3/8"	6	.025"	\$29.99	
KBB-1312-6	100 5/8"	1 1/2"	6	.025"	\$29.99	
KBB-1334-4	100 5/8"	3/4"	4	.025"	\$29.99	

## 14" WOOD BANDSAW WITH 12" RESAW CAPACITY

### KC-1502FXB

- 2 speeds (2300-3250) SFPM
- Cast-iron table tilts 45° to the right
- Motor, blade, miter gauge and precision "TRU-RIP" aluminum rip fence with resaw guide included

### 20" x16" cast iron table

12.8 Amp. @ 110V - 6.2 Amp. @ 220V  
Pre-wired to 110V



**\$1999.**

Hydraulic blade tension gauge  
220VOLT CONVERSION KIT KW-220-1502 For: KC-1502FXB  
**\$99.99**

## 17" WOOD BANDSAW

### KC-1702FXB

- 2 speeds (1600/3300) SFPM
- Rack and pinion height adjustment system
- Cast-iron table tilts 10° to the left & 45° to the right
- Miter gauge system

### 17" x17" cast iron table

14 Amp. @ 110V - 7 Amp. @ 220V  
Pre-wired to 110V



**\$2399.**

## 21" WOOD BANDSAW

### KC-2102FXB

- 2 speeds (1890/3800) SFPM
- Cast-iron table tilts 10° to the left & 45° to the right
- Rack and pinion height adjustment system
- Miter gauge system

### 21" x21" cast iron table

16 Amp. @ 110V - 8 Amp. @ 220V  
Pre-wired to 220V



**\$2899.**

## 17" VARIABLE SPEED WOOD & METAL CUTTING BANDSAW

### KC-1700WM-VS

- Variable speeds (wood): 540-3600 SFPM
- Variable speeds (metal): 100-650 SFPM
- Voltage (input power): 220V, 1 phase, 60 Hz
- Cast-iron table tilts 5° to the left & 45° to the right

### 23 1/2" x17" cast iron table

2 HP 7 Amp. @ 220V



**\$4499.**

112" WOOD CUTTING BANDSAW BLADES						
Model	Length	Width	TPI	Thickness	Price	
KBB-1514-6	112"	1 1/4"	6	.025"	\$25.99	
KBB-1538-6	112"	3/8"	6	.025"	\$25.99	
KBB-1512-4	112"	1 1/2"	4	.025"	\$25.99	
KBB-1534-3	112"	3/4"	3	.025"	\$29.99	
KBB-1510-2	112"	1"	2	.032"	\$29.99	

131 5/8" WOOD CUTTING BANDSAW BLADES						
Model	Length	Width	TPI	Thickness	Price	
KBB-1714-6	131 5/8"	1 1/4"	6	.025"	\$28.99	
KBB-1738-6	131 5/8"	3/8"	6	.025"	\$28.99	
KBB-1712-4	131 5/8"	1 1/2"	4	.025"	\$28.99	
KBB-1734-3	131 5/8"	3/4"	3	.025"	\$34.99	
KBB-1710-2	131 5/8"	1"	2	.032"	\$34.99	

152 1/8" WOOD CUTTING BANDSAW BLADES						
Model	Length	Width	TPI	Thickness	Price	
KBB-2114-6	152 1/8"	1 1/4"	6	.025"	\$29.99	
KBB-2138-6	152 1/8"	3/8"	6	.025"	\$29.99	
KBB-2112-4	152 1/8"	1 1/2"	4	.025"	\$29.99	
KBB-2134-3	152 1/8"	3/4"	3	.032"	\$39.99	
KBB-2110-2	152 1/8"	1"	2	.032"	\$39.99	

Comes with: a 1/2" x 6 TPI wood cutting blade, 1/2" x 10 TPI metal cutting blade, laser guide, work lamp, miter gauge and a precision "TRU-RIP" aluminum rip fence with resaw guide