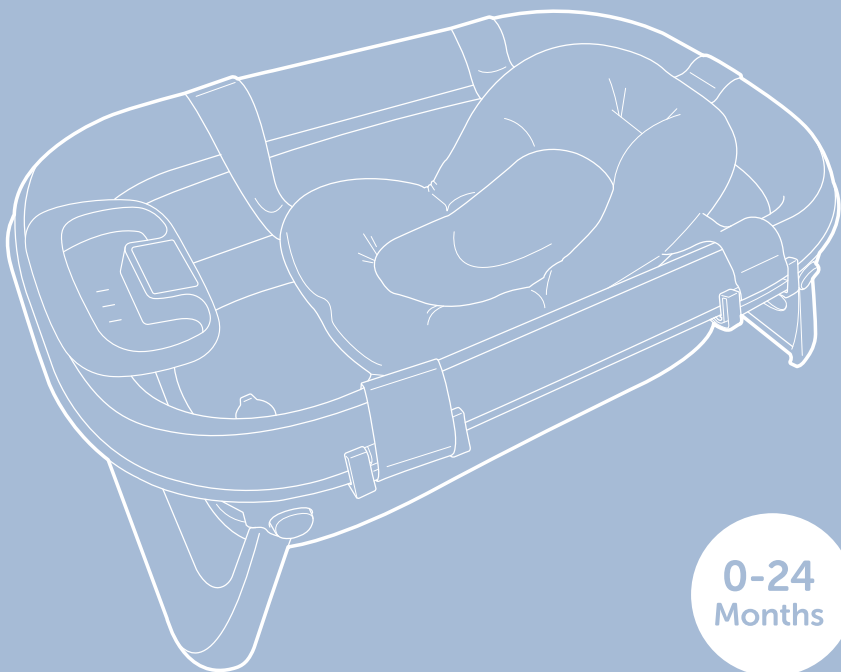


Joolbaby 

Fold 'n Store Bathtub

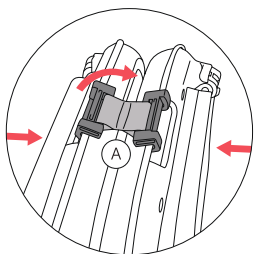
Assembly & Instructions



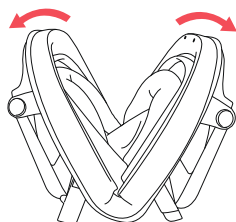
**0-24
Months**

READ ALL INSTRUCTIONS BEFORE USING THIS PRODUCT.

Setting Up Your Bathtub

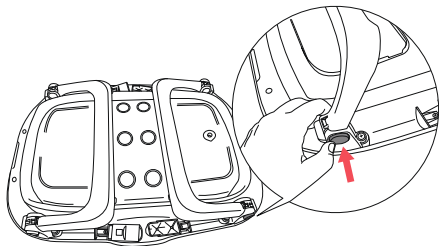


- 1 Unhook the buckle **(A)** holding the two sides of the tub together.

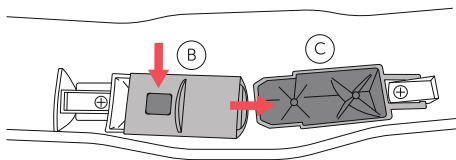


- 2 Unfold the tub.

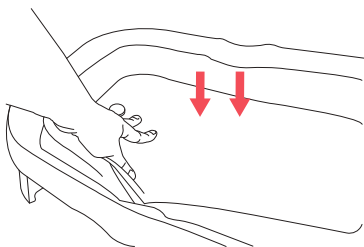
- 3 Turn the tub over. Squeeze the buttons on the sides of the leg. At the same time, slide the leg until clicks into place. Repeat for the other side.



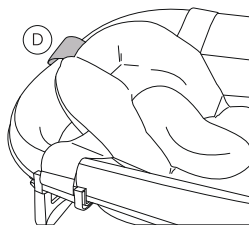
- 4 Attach the side supports by holding down the button on **(B)** and sliding it over **(C)** until it clicks into place. Repeat for the other side.



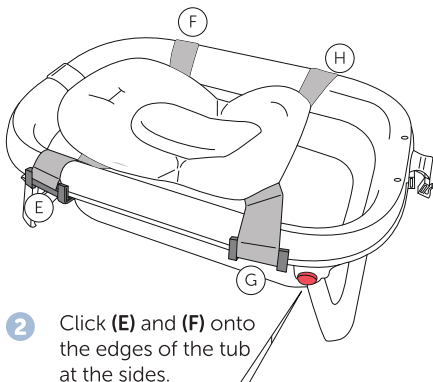
- 5 Now turn the bath tub to be right side up. Pop out the interior of the tub until it is fully extended.



Attaching the Sling

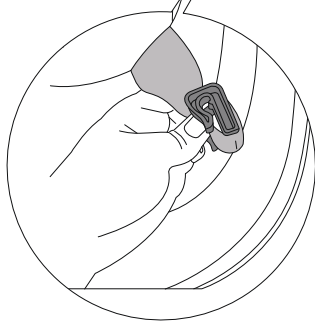


- 1** Click **(D)** onto the edge of the tub at the head position.

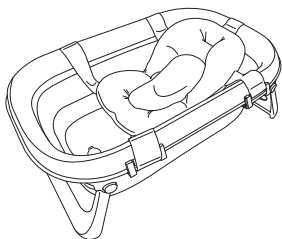


- 2** Click **(E)** and **(F)** onto the edges of the tub at the sides.

- 3** **(G)** and **(H)** can be used to adjust the position of the sling. Roll up **(G)** and **(H)** to your desired position and then click each onto the tub at the sides. The more they are rolled up, the greater the sling's recline.

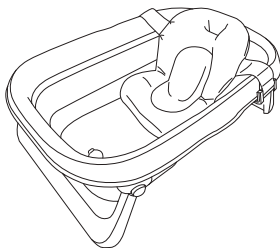


3 Stages for Bathing



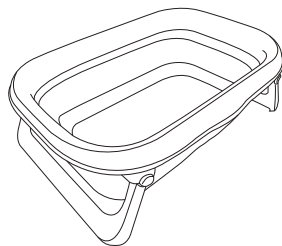
Stage 1 - 0-3 M

Sling holds baby above water.



Stage 2 - 3-6 M

Position adjustable sling to support baby in a reclined position.



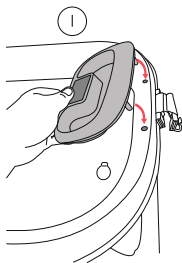
Stage 3 - 6 M+

Remove sling for large sitting area in the tub.

Attaching & Using Thermometer

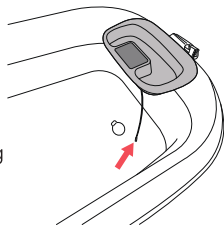
1

Insert the soap dish (I) into the slots at the foot position of the tub.



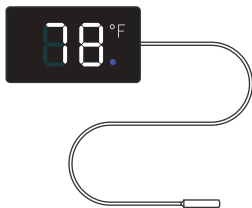
2

Make sure the thermometer cord is touching the water.



Temperature Guide

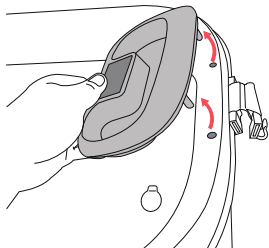
Typical water temperature for bathing a baby should be between 90 °F and 100 °F (32.2 °C and 37.8 °C).



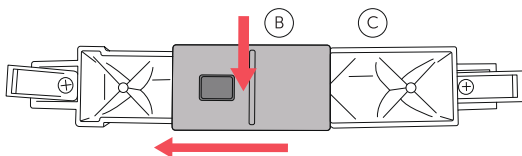
- Under 87 °F
- 87 °F - 104 °F
- Higher than 104 °F

*Test the temperature of the water prior to placing baby in the Bathtub.

How to Fold & Store the Tub

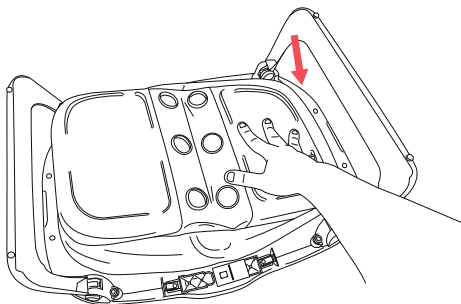


- 1 Remove the sling and soap dish with thermometer

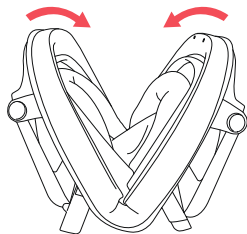
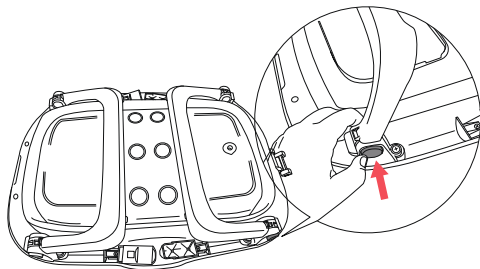


- 2 Turn tub over and disconnect the side supports by holding down the lock button and sliding (B) away from (C).

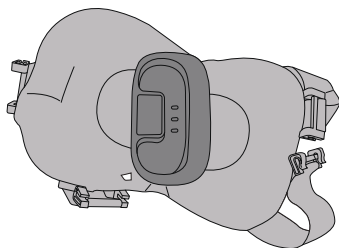
- 3 Collapse the interior of the tub.




- 4 Collapse the legs by squeezing the side buttons and folding them down.



- 5 Fold the tub in half.



- 6 Store all parts inside the tub. Sling should be fully dried to prevent mold.



- 7 Click the buckle (A) onto the opposite side to lock in position.

For maintenance:

Inspect the tub and sling regularly. Stop using the product if it is damaged, broken or disassembled. Inspect the tub and sling regularly, stop using if any parts are damaged or missing.

To clean:

Clean tub by hand with normal household cleansers.

Hand wash sling in gentle detergent. Line dry. Do not use bleach.

WARNING

Drowning Hazard: Babies have **drowned** while using infant bath tubs and bath slings.

To prevent drowning:

- **Stay** in arm's reach of your baby.
- **Never** rely on a toddler or preschooler to help your baby or alert you to trouble.
- Babies have drowned even with other children in or near bath tub.
- Babies can drown in as little as 1 in. of water. Use as little water as possible to bathe your baby.
- Use in **empty** adult tub.
- Keep drain **open** in adult tub.

Fall Hazard: Babies have suffered **head injuries** falling from infant bath tubs and bath slings.

To prevent falls:

- Place tub only in adult tub or on hard floor for safe use; Never use in a sink
- Never lift or carry baby in tub or bath sling.

WARNING

- **INGESTION HAZARD:** This product contains a button cell or coin battery.
- **DEATH** or serious injury can occur if ingested.
- A swallowed button cell or coin battery can cause **Internal Chemical Burns** in as little as **2 hours**.
- **KEEP** new and used batteries **OUT OF REACH of CHILDREN**
- **Seek immediate medical attention** if a battery is suspected to be swallowed or inserted inside any part of the body.



- Remove and immediately recycle or dispose of used batteries according to local regulations and keep away from children. Do NOT dispose of batteries in household trash or incinerate.
- Even used batteries may cause severe injury or death.
- Call a local poison control center for treatment information.
- Contains: 3V CR2025 battery.
- Non-rechargeable batteries are not to be recharged.
- Do not force discharge, recharge, disassemble, heat above 140°F (60°C) or incinerate. Doing so may result in injury due to venting, leakage or explosion resulting in chemical burns.
- Thermometer contains a non-replaceable button cell battery.

MANUFACTURER:

JOOL PRODUCTS LLC
411 Boulevard of the Americas,
Suite 401,
LAKEWOOD, NJ 08701
1-888-788-JOOL (5665)
MADE IN CHINA



WATCH THE INSTRUCTION VIDEO