

GENESEO CURRENT

October 2025

Fall Home



Fall Decor Trends

Cozy textures,
warm tones, &
front porch
inspiration

Holiday Ready

Prep your home
for guests,
gatherings, &
seasonal joy

Table of CONTENTS

Fall Refresh: 5 Easy
Updates that Make a
Big Impact

Front Porch Style
Guide

The Great Fall Swap-
Out

Cozy Fall Traditions

Decorating with Nature

Fall Tablescapes You
Can Copy

The Fall Home
Maintenance Checklist

3 Fall Recipes to Warm
Up Your Kitchen

Smart Storage for a
Seasonal Switch



How to Browse

This guide is designed to be interactive. When you see a business logo, email address, website, or phone number, just click or tap to connect instantly. Use the clickable links throughout to learn more, book services, or reach out directly. Save your favorite pages for later inspiration and make this your go-to resource for all things Fall Home & Harvest.

And don't keep it to yourself—feel free to share this guide with friends, family, and neighbors who might enjoy it too!



NEUTRAL VS. BOLD: TWO WAYS TO STYLE FALL



BOLD LOOK

A harvest table that's anything but quiet — perfect for dinner parties and photo ops. Go all in with saturated color, layered plaid, and show-stopping florals.

NEUTRAL LOOK

Neutral doesn't mean boring — it's soft, layered, and sophisticated. Creamy pumpkins and cozy textures set the tone for a peaceful fall space.

FALL DOESN'T
COME IN ONE
COLOR PALETTE —
MAKE YOUR SPACE
REFLECT YOUR VIBE.



Fall Refresh: 5 Easy Updates That Make a Big Impact

You don't need a full renovation to give your home that warm, fall feeling. With just a few simple swaps—like cozy throw pillows, a textured area rug, or a fresh coat of paint in a rich seasonal hue—you can completely transform your space for autumn. Add in flickering candles, soft lighting, and a styled entryway, and suddenly your home feels like a whole new retreat. Small changes, big mood shift.



SWAP IN SEASONAL TEXTILES

Trade out light summer fabrics for cozy textures like knit, velvet, or faux fur. Think chunky throw blankets, plaid pillows, and soft flannel bedding—small changes that instantly warm up a room.

LAYER IN MOOD LIGHTING

As the days get shorter, lighting becomes essential. Add table lamps, warm-toned bulbs, and flameless candles to create a soft, inviting glow that feels like fall.



RESTYLE YOUR ENTRYWAY

First impressions count. A simple doormat, a bundle of mums, and a seasonal wreath can turn your front porch into a welcoming fall vignette—even on a budget.



ADD A POP OF FALL COLOR

Not ready for a full paint job? Try painting a single accent wall, refinishing a piece of furniture, or adding bold accessories in shades like burnt orange, deep green, or mustard.



ROTATE WALL OR SHELF DECOR

Update gallery walls or open shelves with autumn-themed prints, earth-tone accents, and natural elements like dried florals, wooden pieces, or mini pumpkins.



Style Guide: Front Porch

COZY, WELCOMING CHARM
WITH PUMPKINS, PLAID, AND A
TOUCH OF RUSTIC ELEGANCE

Front porch style in autumn is all about creating a warm, inviting space that celebrates the season's natural beauty. Think layered textures like hay bales, corn stalks, rustic crates, mums in full bloom, and plenty of pumpkins in varying sizes and colors. It's a blend of charm and comfort—where earthy tones, seasonal wreaths, and natural elements like gourds and dried leaves make your entryway feel festive and welcoming.





This front porch captures classic autumn farmhouse charm with a cozy, collected feel that blends natural elements and rustic accents. The space features:

- A white bench adorned with plaid and gingham pillows in warm, earthy tones
- A woven fall wreath centered on the window for subtle seasonal flair
- Layered pumpkins and gourds in soft whites, muted greens, and traditional orange
- Dried hydrangeas, potted mums, and ornamental grasses adding natural texture and color
- A vintage-style wooden crate, lanterns, and a “Fresh Egg Cream” box for nostalgic farmhouse character
- A neutral striped rug grounding the scene with casual elegance


Chicago Street Decorating Center



Style your home this season with furniture & accessories from CSDC On State. We will help you find the perfect pieces for your living space. sofas, chairs, accent cabinets, dining tables & chairs, bar stools, rugs and more, paired with the perfect home accessories. You will find endless style possibilities.

If we don't have what you need on the showroom floor, we will help you create and order exactly what your space calls for with our custom upholstered pieces made right here in the USA.

Complimentary in-home consultation
Furniture delivery to Henry County and the Quad Cities area



Thank You for Choosing Us!

Recently Voted #1 for Furniture and Lighting as well as Top 3 Favorite for Home Decor in the Quad City Times Best of the Quad Cities!

CSDC On State

127 S. State Street, Downtown Geneseo

Specialty Boutique Hours

Wednesday thru Friday 10am to 3pm

Saturdays 10am to 1pm

Or by Appointment 309-944-6844



THE GREAT FALL SWAP-OUT: A SWITCH CHECKLIST

Swap This

For That

Bright throw pillows → Earthy tones + velvets

Citrus candles → Spiced apple or cedarwood

Lightweight throws → Chunky knits & sherpa

Fresh flowers → Dried stems & branches

Lemon hand soap → Pumpkin or sandalwood

Woven baskets → Leather or dark woods

Cotton sheets → Flannel or sateen

Light rugs → Layered or patterned wool

Glass vases → Amber, ceramic, or metal




Make This the Coziest Season Yet- One Tradition at a Time

Visit a local
orchard & bake
something
together



Take a Sunday
“leaf walk” with a
thermos of cider



Host a fall
photo day —
no occasion
needed

Light the same
fall-scented
candle every
year



Start a fall book
tradition (reading
or gifting)



Make a
“welcome fall”
soup or chili
night



Carve pumpkins
while watching
your favorite old
movie



Pick one night
for a no-phones,
firepit
conversation

Traditions don't have to be big.
They just have to mean something.

From Dated to Dream Kitchen



www.durianbuilders.com

This 1950s mid-century kitchen has been transformed into a cook's dream! Originally featuring flat-front slab and simple recessed panel doors with metal knobs and pulls—typical of post-war kitchens—and a scalloped wood valance above the sink, this space had classic charm but lacked modern functionality.



At Durian Builders, we gave it a fresh, contemporary update with a two-tone grey stain on the lower cabinets and Pewter (light grey) on the uppers. Sleek gold bar pulls add a touch of luxury and beautifully contrast the cabinet finishes. We also introduced an oversized glossy subway tile backsplash in a staggered layout, giving a contemporary twist to a classic design.

The countertops are a bright, low-maintenance quartz with subtle veining, and professional-grade stainless steel appliances—including a range, hood, and dishwasher—elevate the kitchen to chef-level functionality.



Updating kitchens and bathrooms, enhancing energy efficiency, and improving curb appeal through new windows are all ways to increase your home's value—and at Durian Builders, we do it all. This remodel transformed the kitchen from a utilitarian 1950s space into a sleek, modern, transitional kitchen that balances current design trends with timeless elements. The estimated ROI for this remodel would be between 60%-70%.



DECORATING WITH NATURE

From colorful leaves and branches to pumpkins, pinecones, and dried grasses, natural elements add warmth and texture both indoors and out





A bundle of wheat in a vase, a bowl of acorns on the table, or a wreath made of twigs and berries can create a cozy, organic feel without much effort.

Using what's readily available in your yard, garden, or local farmers market adds authenticity and charm—turning your space into a celebration of the harvest season.

With every dried bloom, knotted branch, or perfectly imperfect pumpkin, you're not just filling space — you're adding soul.

Fall Tablescapes

YOU CAN COPY





Let nature set the table.
Pumpkins, foliage, and
fresh textures bring
autumn charm to every
gathering.



THE HIDDEN COSTS OF SKIPPED FURNACE MAINTENANCE



**9 out of 10
HVAC
failures are
caused by dirt
and dust
buildup.**

When life gets busy, it's easy to push off a fall furnace checkup. But ignoring routine HVAC maintenance doesn't just risk an inconvenient breakdown — it can cost you far more in the long run.

Higher Energy Bills

A dirty system can work up to 20% harder, adding to your monthly utility costs.

Emergency Repairs vs. Preventive Care

Small issues like clogged filters can trigger expensive breakdowns when the temperature drops.

Safety Risks

Dust, loose connections, or poor venting raise the risk of carbon monoxide leaks.

Comfort & Peace of Mind

Preventive care keeps your home reliably warm — and avoids mid-winter emergencies.

A fall tune-up is a simple step that saves money, stress, and keeps your home safe all winter.

**Call Wirth today to
schedule your fall
inspection!
309-944-4612**

FALL

Home Maintenance

CHECKLIST

EXTERIOR & YARD

- Turn off and drain outdoor faucets
- Rake leaves and remove yard debris
- Store or cover outdoor furniture
- Clean gutters and downspouts

WINDOWS & DOORS

- Check weatherstripping and seals
- Install or check storm windows/ screens
- Add draft stoppers or sweeps if needed

HEATING & FIREPLACE

- Schedule a furnace inspection/ tune-up
- Replace HVAC filters
- Clean baseboard heaters/ air vents
- Clean the chimney and inspect fireplace

SAFETY CHECK

- Test smoke and carbon monoxide detectors
- Replace batteries in detectors and thermostats
- Check the expiration date on fire extinguishers

INTERIOR PREP

- Reverse ceiling fan direction (clockwise for winter)
- Clean dryer vent and hose
- Vacuum behind/ under appliances
- Inspect insulation in attic and crawl spaces

BONUS TIPS

- Get quotes for snow removal
- Stock up on salt/ ice melt
- Service your snowblower or winter equipment
- Check and clean your humidifier

FALL SIMMER POT RECIPES



Apple Pie Simmer

- 1 apple, sliced
- 1 cinnamon stick (or 1 tsp ground cinnamon)
- 2–3 whole cloves
- 1 tsp vanilla extract
- A few strips of orange peel
- 2 cups water

Combine all ingredients in a small pot, bring to a gentle boil, then reduce to a simmer. Add water as needed to keep it going for hours.

Smells like: Grandma's kitchen during Thanksgiving prep.



Citrus & Spice Simmer

- 1 orange, sliced
- 1 small handful of cranberries (fresh or frozen)
- 2 cinnamon sticks
- 1 tsp whole allspice
- 1/2 tsp nutmeg
- 3 cups water

Add all ingredients to a saucepan, bring to a boil, then reduce heat to low. Refill with water as needed.

Smells like: Holiday brunch and mulled cider by the fire.



Cozy Woods Simmer

- 1–2 rosemary sprigs
- A few pine or cedar clippings (optional)
- 1 tsp vanilla extract
- 1 tsp ground cloves
- A splash of lemon juice
- 2–3 cups water

Simmer gently in a saucepan, adjusting water as needed. For stronger scent, gently crush the herbs before adding.

Smells like: A fresh forest walk with a mug of tea.

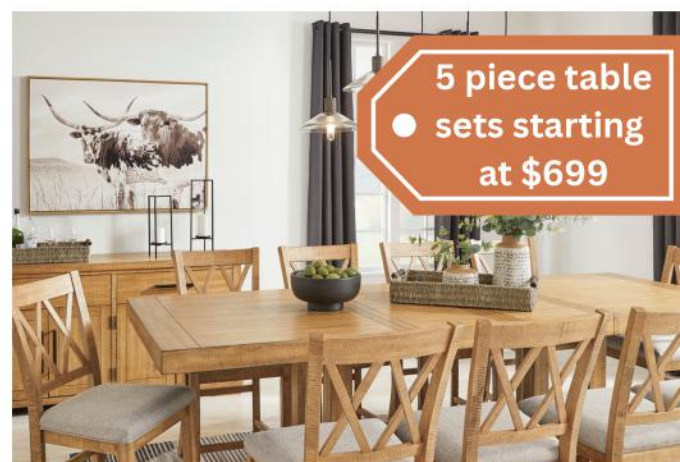


Your Fall Refresh

Starts at Geneseo Home Furnishings



Queen
mattress
starting at \$499



5 piece table
sets starting
at \$699



Sectionals
starting at
\$1399



Reclining
sofa starting
at \$799



Recliner
starting
at \$399

Family-Owned
and Operated



134 S State St
Geneseo

SMART STORAGE FOR THE Seasonal Switch

DECLUTTER FIRST

Donate, sell, or toss anything that didn't get used this season.

SORT BY CATEGORY

Group items like clothing, décor, and linens for easier storage and access.

USE CLEAR, LABELED BINS

Transparent containers help you see what's inside at a glance. Label for quick reference.

VACUUM-SEAL SOFT ITEMS

Compress bulky blankets, coats, and pillows to save space.

UTILIZE UNDER-BED AND HIGH STORAGE


Maximize overlooked spaces
like under the bed, top
shelves, or garage rafters.

KEEP SEASONAL MUST-HAVES HANDY

Store fall and holiday
items where you can grab
them easily without
digging.

ADD FRESHNESS BOOSTERS

Place a lavender sachet,
cedar block, or dryer sheet
in each bin to keep items
smelling clean.



Transform your home without the stress:

- Easy decluttering & custom organizing
- Friendly, judgment-free support
- Calm, functional, beautiful spaces
- Lasting organization & peace of mind

email hello@ambershomeorganization.com for more
information or to schedule a consultation



THANKS
FOR
SPENDING
FALL
WITH US

We hope this guide brought you fresh ideas, cozy inspiration, and a new love for the season ahead.

From our homes to yours — happy fall.