

LateralFile

Specification

BISLEY



High-quality, hard-wearing design with a strong reputation for timeless aesthetic appeal, makes our LateralFile range the first choice amongst architects, designers and end users.

LateralFile enables an entire workspace to be specified in one range. It can meet the most challenging storage requirements, as well as subtly dividing spaces to create different working zones and break-out areas.

All products are customisable, offering a broad choice of finishing touches; a large selection of internal accessories, and all our finishes allow for creativity and co-ordination.





Features

Hand-finished, hidden seams.

Sound dampening, double-skin doors with soft-close hinges.

Individually locking drawers for added security.

Range includes specialist products such as recycling and display units.

Wide range of internal accessories available.

Choice of locking options for personal storage.

Available in a comprehensive range of dimensions.

All colours available as standard.

Stylish wood wrap options available.

Optional planter top.

Minimum ten-year guarantee.

Made in the UK.



Benefits

Comprehensive – A true systems storage solution, which can be tailored to fit all filing and personal storage requirements.

Secure – Lockable units for secure storage of office and personal items.

Colourful – Choose from our extensive colours palette, or specify a custom colour to reflect your brand.

Acoustics – Soft-close, double-skin doors with sound dampening capabilities to avoid noise distractions.

Specify – Choose from an extensive range of internal filing options to suit your specific needs.

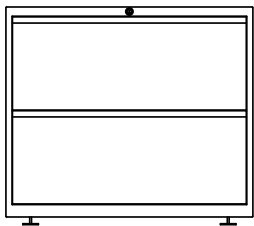
Customisable – Choose wood wraps to create a unique look and coordinate with existing wooden elements.

Biophilia – Add optional planter toppers. Biophilia improves cognitive function and enhances mood and creativity.

Range Overview


Drawers

Filing drawers for suspension, box and lever arch filing, with central or individual locking as standard.



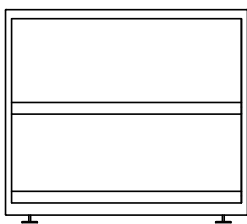
Tambour units

Fully retracting shutter doors, ideal for use in challenging spaces and walkways as an alternative to drawers and cupboards.



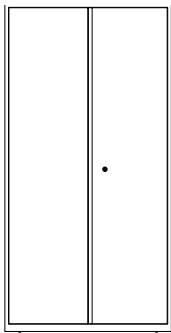
Magazine units

Sloping shelves, ideal for displaying magazines and product literature, and a concealed shelf for storage.



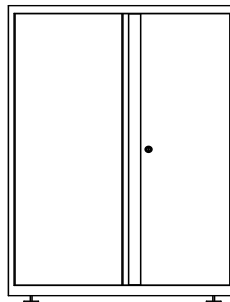
Coat Cupboards

600mm extra deep coat cupboards available in multiple sizes with a coat rail, shelf, and either solid or ventilated doors.



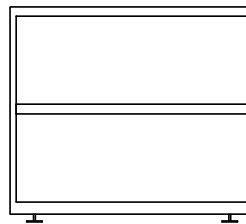
Two Door Cupboards

Durable two-door cupboards with soft close doors. Ideal for storing multiple types of media.



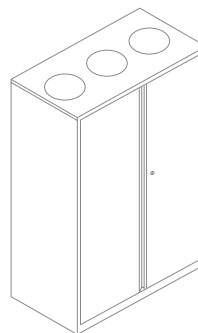
Bookcase units

Bookcase units with 300mm deep shelves, ideal for displaying literature.



Recycling units

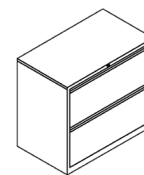
Discrete waste management, with three 50-litre recycling bins and hidden storage.



Drawer units

W: 800mm (31.5") D: 470mm (18.5")

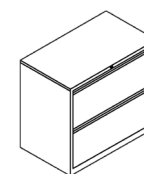
Product Code	Description	Height
08C20.2HQ	Two 305mm (12") drawers including file bars and counterbalance	693mm (27.3")
08C30.3HQ	Three 305mm (12") drawers including file bars and counterbalance	997mm (39.2")
08C40.4H	four 305mm (12") drawers including file bars	1301mm (51.2")



08C20.2HQ

W: 900mm (35.4") D: 470mm (18.5")

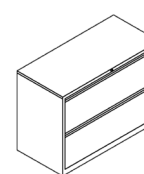
Product Code	Description	Height
09C20.2HQ	Two 305mm (12") drawers including file bars and counterbalance	693mm (27.3")
09C30.3HQ	Three 305mm (12") drawers including file bars and counterbalance	997mm (39.2")



09C20.2HQ

W: 1000mm (39.4") D: 470mm (18.5")

Product Code	Description	Height
10C20.2HQ	Two 305mm (12") drawers including file bars and counterbalance	693mm (27.3")
10C30.3HQ	Three 305mm (12") drawers including file bars and counterbalance	997mm (39.2")
10C40.4H	Four 305mm (12") drawers including file bars	1301mm (51.2")

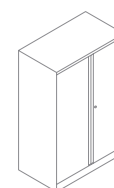


10C20.2HQ

Two Door Cupboards

W: 800mm (31.5") D: 470mm (18.5")

08D20 H: 693mm (27.3")	08DD21* H: 718mm (28.3")	08D24 H: 845mm (33.3")	08D30 H: 997mm (39.2")	08D32 H: 1073mm (42.2")
08D34 H: 1149mm (45.2")	08D36 H: 1225mm (48.2")	08D40 H: 1301mm (51.2")	08D43 H: 1415mm (55.3")	08D48 H: 1605mm (63.2")
08D50 H: 1643mm (64.7")	08D54 H: 1795mm (70.7")	08D60 H: 1947mm (76.6")	08D61 H: 1985mm (78.1")	08D64 H: 2099mm (82.6")

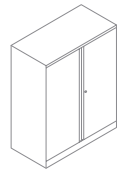


08D36

*Height is adjustable up to 8mm (0.3") in total

W: 900mm (35.4") D: 470mm (18.5")

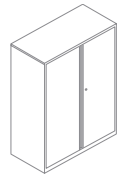
09D20 H: 693mm (27.3")	09D30 H: 997mm (39.2")	09D32 H: 1073mm (42.2")	09D34 H: 1149mm (45.2")	09D36 H: 1225mm (48.2")
09D60 H: 1947mm (76.6")	09D64 H: 2099mm (82.6")			



09D34

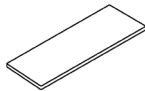
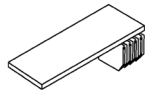
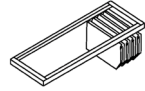
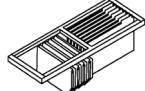
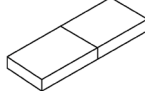
W: 1000mm (39.4") D: 470mm (18.5")

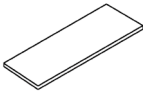
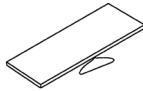
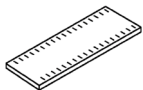
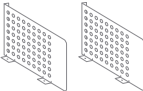
10D20 H: 693mm (27.3")	10D24 H: 845mm (33.3")	10D30 H: 997mm (39.2")	10D32 H: 1073mm (42.2")	10D34 H: 1149mm (45.2")
10D36 H: 1225mm (48.2")	10D40 H: 1301mm (51.2")	10D43 H: 1415mm (55.3")	10D48 H: 1605mm (63.2")	10D50 H: 1643mm (64.7")
10D54 H: 1795mm (70.7")	10D60 H: 1947mm (76.6")	10D61 H: 1985mm (78.1")	10D64 H: 2099mm (82.6")	



10D40

Cupboard Internal Options

Product Code	Description	Width	
IC08BSPS:T5	Basic shelf – 27.5mm (1.1") thick	800mm (31.5")	
IC09BSPS:T5	-	900mm (35.4")	
IC10BSPS:T5	-	1000mm (39.4")	
			IC08BSPS:T5
IC08BSUPS	Basic shelf with undershelf filing	800mm (31.5")	
IC09BSUPS	-	900mm (35.4")	
IC10BSUPS	-	1000mm (39.4")	
			IC08BSUPS
IC08LRPS	Lateral rail	800mm (31.5")	
IC09LRPS	-	900mm (35.4")	
IC10LRPS	-	1000mm (39.4")	
			IC08LRPS
IC08RFPS	Roll-out filing frame	800mm (31.5")	
IC09RFPS	-	900mm (35.4")	
IC10RFPS	-	1000mm (39.4")	
			IC08RFPS
ICCRPS	Cross rails (pair) for front to back suspension	N/A	
IACB08PS	Counterbalance	800mm (31.5")	
IACB09PS	-	900mm (35.4")	
IACB10PS	-	1000mm (39.4")	
			IACB08PS
IC08NBSPS*	Narrow basic shelf – 25mm (1") thick	800mm (31.5")	

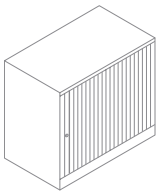
Product Code	Description	Width	
IC09NBSPS*	-	900mm (35.4")	
IC10NBSPS*	-	1000mm (39.4")	
IC08CRPS	Shelf with coat rail front to back	800mm (31.5")	IC08NBSPS
IC09CRPS	-	900mm (35.4")	
IC10CRPS	-	1000mm (39.4")	
CAPCHP4PS	Captive coat hangers (pack of 4)	N/A	
IC08SSPDPS:T5	Slotted shelf – 27.5mm (1") for plastic dividers	800mm (31.5")	IC08CRPS
IC09SSPDPS:T5	-	900mm (35.4")	
IC10SSPDPS:T5	-	1000mm (39.4")	
IC08SSUPDPS:T5	Slotted shelf with undershelf filing – 27.5mm (1") for plastic dividers	800mm (31.5")	IC08SSPDPS:T5
IC09SSUPDPS:T5	-	900mm (35.4")	
IC10SSUPDPS:T5	-	1000mm (39.4")	
			IC09SSUPDPS:T5
IC08NSSPDPS*	Narrow slotted shelf – 25mm (1") for plastic dividers	800mm (31.5")	
IC09NSSPDPS*	-	900mm (35.4")	
			IC08NSSPDPS
IC10NSSPDPS*	-	1000mm (39.4")	
SHDV64P5PS	Plastic shelf dividers (pack of 5)	N/A	MSDIV431P2
MSDIV431P2	Steel shelf dividers (clip on design) (pack of 2)	N/A	
PGNHLESET	Plastic pigeon hole set (includes dividers and intershelves - for use with slotted shelves only (slotted shelf not included)	N/A	
			PGNHLESET

*Please note: For use behind flipper only

Tambour Units

Single Doors W: 800mm (31.5") D: 470mm (18.5")

08T20.* H: 693mm (27.3")	08DT21.*† H: 718mm (28.3")	08T24.* H: 845mm (33.3")	08T30.* H: 997mm (39.2")	08T32.* H: 1073mm (42.2")
08T34.* H: 1149mm (45.2")	08T36.* H: 1225mm (48.2")	08T40.* H: 1301mm (51.2")	08T43.* H: 1415mm (55.3")	

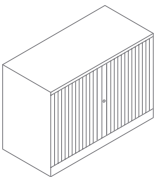


08T20.*

†Height is adjustable up to 8mm (0.3") in total

Double Doors W: 1000mm (39.4") D: 470mm (18.5")

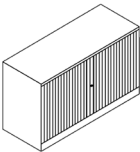
10T20.* H: 693mm (27.3")	10T24.* H: 845mm (33.3")	10T30.* H: 997mm (39.2")	10T32.* H: 1073mm (42.2")	10T34.* H: 1149mm (45.2")
10T36.* H: 1225mm (48.2")	10T40.* H: 1301mm (51.2")	10T43.* H: 1415mm (55.3")	10T50.* H: 1643mm (64.7")	10T54.* H: 1795mm (70.7")
10T60.* H: 1947mm (76.6")	10T64.* H: 2099mm (82.6")			



10T20.*

W: 1200mm (47.2") D: 470mm (18.5")

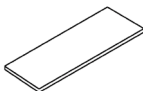
12T20.* H: 693mm (27.3")	12T24.* H: 845mm (33.3")	12T30.* H: 997mm (39.2")	12T34.* H: 1149mm (45.2")	12T40.* H: 1315mm (51.8")
12T50.* H: 1643mm (64.7")	12T54.* H: 1795mm (70.7")	12T60.* H: 1947mm (76.6")	12T64.* H: 2099mm (82.6")	

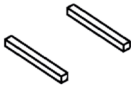
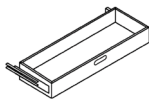
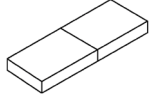
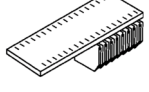



12T20.*

*Please refer to specification notes for shutter finishes.

Tambour Internal Options

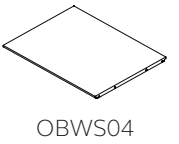
Product Code	Description	Width	
IT08BSPS:T5	Basic shelf – 27.5mm (1.1”) thick	800mm (31.5”)	
IT10BSPS:T5	-	1000mm (39.4”)	
IT12BSPS:T5	-	1200mm (47.2”)	
			IT08BSPS:T5
IT08BSUPS	Basic shelf with undershelf filing	800mm (31.5”)	
IT10BSUPS	-	1000mm (39.4”)	
IT12BSUPS	-	1200mm (47.2”)	
			IT08BSUPS
IT08LRPS	Lateral rail	800mm (31.5”)	
IT10LRPS	-	1000mm (39.4”)	
IT12LRPS	-	1200mm (47.2”)	
IT08RFPS	Roll-out filing frame	800mm (31.5”)	IT08LRPS

Product Code	Description	Width	
IT10RFPS	-	1000mm (39.4")	
IT12RFPS	-	1200mm (47.2")	
ITCRPS	Cross rails (pair) for front to back suspension	N/A	IT08RFPS
ITCRPBPS	Piggy back cross rails (pair)	N/A	
IT08RSPS	Roll-out reference shelf (tambours only)		
IT10RSPS	-	800mm (31.5")	ITCRPS
IT12RSPS	-	1000mm (39.4")	
		1200mm (47.2")	
IT08RDPS	Roll-out 4" drawer		
IT10RDPS	-	800mm (31.5")	
IT12RDPS	-	1000mm (35.4")	IT08RSPS
IAD4P3PS	Dividers for roll-out 4" drawer (pack of 3)	1200mm (47.2")	
IACB08PS	Counterbalance	800mm (31.5")	
IACB10PS	-	1000mm (39.4")	
IACB12PS	-	1200mm (47.2")	
IT08NBSPS	Narrow basic shelf – 25mm (1") thick	800mm (31.5")	
IT10NBSPS	-	1000mm (39.4")	
IT08CRPS	Shelf with coat rail front to back	800mm (31.5")	
IT10CRPS	-	1000mm (39.4")	
IT12CRPS	-	1200mm (47.2")	IT08CRPS
CAPCHP4PS	Captive coat hangers (pack of 4)	N/A	
IT08SSPDPS:T5	Slotted shelf – 27.5mm (1") for plastic dividers	800mm (31.5")	
IT10SSPDPS:T5	-	1000mm (39.4")	
IT12SSPDPS:T5	-	1200mm (47.2")	
IT08SSUPDPS:T5	Slotted shelf with undershelf filing – 27.5mm (1") for plastic dividers	800mm (31.5")	
IT10SSUPDPS:T5	-	1000mm (39.4")	
IT12SSUPDPS:T5	-	1200mm (47.2")	IT08SSUPDPS:T5
SHDV64P5PS	Plastic shelf dividers (pack of 5)	N/A	
MSDIV431P2	Steel shelf dividers (clip on design)	N/A	
PGNHLESET	Plastic pigeon hole set (includes dividers and intershelves - for use with slotted shelves only (slotted shelf not included))	N/A	

Wooden and Steel Shelves

D: 358mm (14.1")

Product Code	Description	Width
OBWS04	18mm (0.7") MFC shelf compatible with 800mm wide x 400mm deep frames	367mm (14.5")
OBWS05	18mm (0.7") MFC shelf compatible with 1000mm wide x 400mm deep frames	467mm (18.4")
OBSS04	15mm (0.6") steel shelf compatible with 800mm wide x 400mm deep frames	367mm (14.5")
OBSS05	15mm (0.6") steel shelf compatible with 1000mm wide x 400mm deep frames	467mm (18.4")
OBWS04S	18mm (0.7") MFC shelf compatible with 400mm wide x 400mm deep single frames	358mm (14.1")
OBSS04S	15mm (0.6") steel shelf compatible with 400mm wide x 400mm deep single frames	358mm (14.1")



Wooden and Steel Shelves

D: 428mm (16.9")

Product Code	Description	Width
OLWS04	18mm (0.7") MFC shelf compatible with 800mm wide x 470mm deep frames	367mm (14.4")
OLWS05	18mm (0.7") MFC shelf compatible with 1000mm wide x 470mm deep frames	467mm (18.4")
OLSS04	15mm (0.6") steel shelf compatible with 800mm wide x 470mm deep frames	367mm (14.4")
OLSS05	15mm (0.6") steel shelf compatible with 1000mm wide x 470mm deep frames	467mm (18.4")

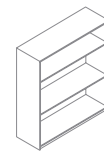


Specialist

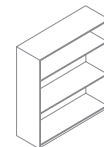
Bookcase Units

D: 300mm (11.8")

Product Code	Description	Width	Height
08BK20	One shelf	800mm (31.5")	693mm (27.3")
08BK30	Two shelves	800mm (31.5")	997mm (39.2")
08BK34	Two shelves	800mm (31.5")	1149mm (45.2")
09BK20	One shelf	900mm (35.4")	693mm (27.3")
09BK30	Two shelves	900mm (35.4")	997mm (39.2")
09BK34	Two shelves	900mm (35.4")	1149mm (45.2")
10BK20	One shelf	1000mm (39.4")	693mm (27.3")
10BK30	Two shelves	1000mm (39.4")	997mm (39.2")
10BK34	Two shelves	1000mm (39.4")	1149mm (45.2")



08BK20

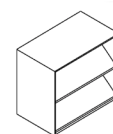


09BK30

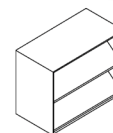
Magazine Units

D: 470mm (18.5")

Product Code	Description	Width	Height
08MU20	Two Fixed Sloping Shelves	800mm (31.5")	693mm (27.3")
08MU30	Three Fixed Sloping Shelves	800mm (31.5")	997mm (39.2")
08MU40	Four Fixed Sloping Shelves	800mm (31.5")	1301mm (51.2")
09MU20	Two Fixed Sloping Shelves	900mm (35.4")	693mm (27.3")
09MU30	Three Fixed Sloping Shelves	900mm (35.4")	997mm (39.2")
09MU40	Four Fixed Sloping Shelves	900mm (35.4")	1301mm (51.2")
10MU20	Two Fixed Sloping Shelves	1000mm (39.4")	693mm (27.3")
10MU30	Three Fixed Sloping Shelves	1000mm (39.4")	997mm (39.2")
10MU40	Four Fixed Sloping Shelves	1000mm (39.4")	1301mm (51.2")



08MU20

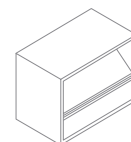


09MU20

Magazine Seated Units

H: 514mm (21.3") D: 470mm (18.5")

Product Code	Description	Width
MSU08	One fixed sloping shelf, 190.5mm (7.5") drawer	800mm (31.5")
MSU10	One fixed sloping shelf, 190.5mm (7.5") drawer	1000mm (39.4")



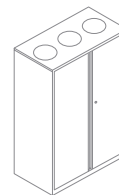
MSU08

Product Code	Description	Width
SPAD8047.*XXXXXX	Seat Pad	800mm (31.5")
SPAD1047.*XXXXXX	Seat Pad	1000mm (39.4")

RecycleSpace (Top Access)

W: 800mm (31.5") D: 470mm (18.5")

Product Code	Description	Height
RCY3B08D30	Three bin cupboard (includes a shelf & three bins)	997mm (39.2")
RCY3B08D33	Three bin cupboard (includes a shelf & three bins)	1111mm (43.7")
RCY3B08D34	Three bin cupboard (includes a shelf & three bins)	1149mm (45.2")

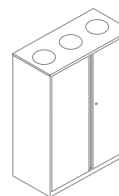


RCY3B08D30

RecycleSpace (Top Access)

W: 900mm (35.4") D: 470mm (18.5")

Product Code	Description	Height
RCY3B09D30	Three bin cupboard (includes a shelf & three bins)	997mm (39.2")
RCY3B09D33	Three bin cupboard (includes a shelf & three bins)	1111mm (43.7")
RCY3B09D34	Three bin cupboard (includes a shelf & three bins)	1149mm (45.2")

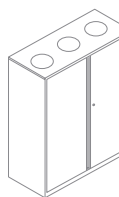


RCY3B09D30

RecycleSpace (Top Access)

W: 1000mm (39.4") D: 470mm (18.5")

Product Code	Description	Height
RCY3B10D30	Three bin cupboard (includes a shelf & three bins)	997mm (39.2")
RCY3B10D33	Three bin cupboard (includes a shelf & three bins)	1111mm (43.7")
RCY3B10D34	Three bin cupboard (includes a shelf & three bins)	1149mm (45.2")

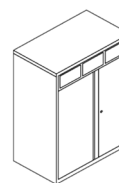


RCY3B10D30

RecycleSpace (Front Access)

W: 800mm (31.5") D: 470mm (18.5")

Product Code	Description	Height
FRCY3B08D30	Three bin cupboard (includes three bins)	997mm (39.2")
FRCY3B08D33	Three bin cupboard (includes a shelf & three bins)	1111mm (43.7")
FRCY3B08D34	Three bin cupboard (includes a shelf & three bins)	1149mm (45.2")

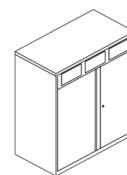


FRCY3B08D30

RecycleSpace (Front Access)

W: 900mm (35.4") D: 470mm (18.5")

Product Code	Description	Height
FRCY3B09D30	Three bin cupboard (includes three bins)	997mm (39.2")
FRCY3B09D33	Three bin cupboard (includes a shelf & three bins)	1111mm (43.7")
FRCY3B09D34	Three bin cupboard (includes a shelf & three bins)	1149mm (45.2")

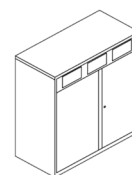


FRCY3B09D30

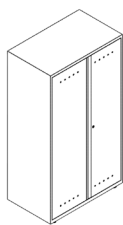
RecycleSpace (Front Access)

W: 1000mm (39.4") D: 470mm (18.5")

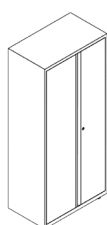
Product Code	Description	Height
FRCY3B10D30	Three bin cupboard (includes three bins)	997mm (39.2")
FRCY3B10D33	Three bin cupboard (includes a shelf & three bins)	1111mm (43.7")
FRCY3B10D34	Three bin cupboard (includes a shelf & three bins)	1149mm (45.2")



FRCY3B10D30



V10CTCPD54



08CTCPD54

Coat Cupboards (with rail and shelf)

D: 600mm (23.6")

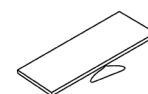
V08CTCPD54 H: 1795mm (70.7") W: 800mm (31.5")	V09CTCPD54 H: 1795mm (70.7") W: 900mm (35.4")	V10CTCPD54 H: 1795mm (70.7") W: 1000mm (39.4")	V08CTCPD60 H: 1947mm (76.6") W: 800mm (31.5")	V09CTCPD60 H: 1947mm (76.6") W: 900mm (35.4")	V10CTCPD60 H: 1947mm (76.6") W: 1000mm (39.4")
08CTCPD54 H: 1795mm (70.7") W: 800mm (31.5")	09CTCPD54 H: 1795mm (70.7") W: 900mm (35.4")	10CTCPD54 H: 1795mm (70.7") W: 1000mm (39.4")	08CTCPD60 H: 1947mm (76.6") W: 800mm (31.5")	09CTCPD60 H: 1947mm (76.6") W: 900mm (35.4")	10CTCPD60 H: 1947mm (76.6") W: 1000mm (39.4")

Please note: Coat Cupboard codes beginning with a 'V' = Ventilated doors

Coat Cupboards

D: 600mm (23.6")

Product Code	Description	Width
CTCSH086PS	Basic shelf for coat cupboards	800mm (31.5")
CTCSH096PS	Basic shelf for coat cupboards	900mm (35.4")
CTCSH106PS	Basic shelf for coat cupboards	1000mm (39.4")
BICC08CRSTSPS	Coat rail with shelf	800mm (31.5")
BICC09CRSTSPS	Coat rail with shelf	900mm (35.4")
BICC10CRSTSPS	Coat rail with shelf	1000 (39.4")
CAPCHP4PS	Captive coat hangers (pack of 4)	N/A



BICC08CRSTSPS




Specification Notes

Locking options:

All LateralFile units are listed with AB locks.


AB




For alternative locking options please speak to your Bisley representative.

Finish options:

Palette one



Traffic White
BA5



Chalk
AB9



Cream
AV6



Coffee
AV5



Yellow
BP2



Cardinal Red
AY8



Oxford Blue
AY7



Doulton
AN7



Bisley Blue
BC6



Regent
AG8



Olive Green
BX6



Light Grey
AV7



Goose Grey
AV4




Silver
ARN



Slate
AN9



Anthracite
Grey
AA3



Black
AV1

Palette two



Natural Canvas
CJ6



Dijon
BQ5



Golden
Sunflower Yellow
CD1



Bisley Coral
AB1



Bisley Orange
BN6



Seville
BQ4



Berry
CJ4



Fuchsia
BE2



Palest Pink
CB2



Bisley Lilac
AB2



Marine Green
CJ5



Azure
BP5



Ocean Blue
BZ2



Prussian
BP7



Bisley Green
BH2

All paint finishes are available with 0% surcharge.

Tambour door finish options:

A shutter finish must be specified for tambour units.

For shutter colours please add the relevant below suffixes to the codes listed, for example:

For Light Grey shutters: 08T20.* becomes 08T20.1

- Suffix '**1**' (Light Grey shutters)
- Suffix '**9**' (Dark Grey shutters)
- Suffix '**5**' (Black shutters)
- Suffix '**2**' (Cream shutters)
- Suffix '**EW**' (White shutters)
- Suffix '**BC**' (Beech shutters)
- Suffix '**MP**' (Maple shutters)
- Suffix '**SL**' (Silver shutters)

Additional materials

Seat pads are available.

Additional information

Levelling feet

Adjustable levelling feet are fitted as standard to all LateralFile units. Height is adjustable up to 24mm (1") in total. Except to 718mm (28.3") high two door cupboards and Tambours, which are fitted with adjustable levelling feet that are adjustable up to 8mm (0.3") and are fitted with one fixed shelf with centre partition on bottom half of the unit.

Internal specification

Two door cupboards are supplied empty except for 718mm (28.3") high cupboards which are supplied with one fixed shelf.

LateralFile bookcase and magazine unit shelves will match the carcass finish.

All internals are supplied in black except plastic shelf dividers & pigeon hole sets supplied in translucent plastic.

All drawer units have slotted bases and open backs and will include file bars as standard.

Safety warning

It is recommended that all cabinets below 1300mm (51.2") high should be fitted with a counterbalance if any pull out elements are fitted. Pull out elements should only be fitted in the lower half of the cabinets.

BISLEY