

2025

GX





Can technology give you a new appreciation for nature?

Can the ability to pull up to four tons push you to do more?

Can you indulge in the comforts of home, even when
you're miles away from it?



GX Overtrail+ shown in Earth with Black Onyx roof^{1,2}

To craft the most amazing machines, you don't start with machines at all. You start with people.

The 2025 Lexus GX



GX 550 OVERTRAIL

Not built for those who follow the crowd—this is for those who carve their own path. The GX Overtrail takes off-road¹ capability to even greater heights with proven upgrades inside and out. Features including 18-inch wheels with large 33-inch tires and a distinctive exterior help optimize this SUV's approach and breakover angles. While a multitude of trail-proven technologies, including an electronically controlled locking rear differential and an Electronic Kinetic Dynamic Suspension System, help ensure that you can get to those spots far beyond the map, and back, in total comfort.

GX 550 PREMIUM


In addition to boasting a powerful 349-horsepower³ twin-turbo V6 engine, the GX delivers superior agility on-road, and its Full-Time 4WD system provides phenomenal capability off-road. Inside, a vibrant 14-inch touchscreen display offers access to Lexus Interface,⁴ vehicle information and more. The GX Premium+ takes luxury to even greater heights with added comforts. And standard Lexus Safety System+ 3.0⁵ provides greater peace of mind for every drive.



GX 550 LUXURY

Experience a more luxurious take on capability. The GX Luxury models command attention with 22-inch alloy wheels and reward you and your passengers with front massaging seats and seating that is trimmed in soft semi-aniline leather. The available Mark Levinson® Premium Surround Sound system features 1,800 watts of power to amplify your appreciation of your favorite music. While GX Luxury+ models offer amenities including a Dynamic Sky™ panorama glass roof to bring added dimension to all your journeys.

From left to right: GX Overtrail+ shown in Earth with Black Onyx roof; GX Premium+ shown in Incognito, GX Luxury+ shown in Eminent White Pearl²





GX Premium+ shown in Incognito





GX Overtrail+ shown in Earth with Black Onyx roof.^{1,2}
Off-roading is inherently dangerous.
Abusive use may result in personal injury or vehicle damage.



GX Overtrail+ shown in Earth with Black Onyx roof^{1,2}



GX Overtrail+ shown in Earth with Black Onyx roof²
equipped with Lexus Associated Accessory Products roof rack^{7,8}





This is luxury that refuses to quit. The 2025 Lexus GX 550 is crafted to take refinement and capability to even greater heights with a proven platform, robust powertrain and up to three rows of finely appointed seating. And for those who find exhilaration in pushing every limit, the GX Overtrail features a host of trail-proven technologies and distinct exterior upgrades.

EXCEED ALL EXPECTATIONS

Discover the 2025 GX 550, where capability and refinement intersect to take you beyond everything you once thought possible.



THE RESOLUTE SIDE OF REFINEMENT

*Boldly original, the GX presents
a powerful vision of capability.*

The 2025 GX showcases a striking exterior design where function inspires form. A true body-on-frame SUV, the GX expresses its off-road prowess through its squared-off body lines, generous ground clearance and powerful stance. And through finely crafted details like available automatic power-extending running boards and 22-inch alloy wheels, this SUV makes an unforgettable statement over paved roads too.





GX Luxury+ shown in Eminent White Pearl²

ELEVATED AT EVERY ELEVATION

Your personal oasis, wherever you go.

Whether you need a command center or luxury retreat, the cabin of the GX is ready for whatever adventure you seek. From the heated and ventilated front seats with an available five-setting massage feature to the vibrant 12.3-inch multi-information display, this SUV offers a multitude of ways to customize your comfort. Available three-zone climate control helps ensure that all occupants can set the perfect interior temperature, no matter what the thermometer reads outside. And with technology features that include a 14-inch touchscreen display and available wireless phone charger,⁹ it's easy to stay connected to what matters most—even when you leave civilization behind.





GX Luxury+ shown with Saddle Tan semi-aniline leather and Brown Grained trim



GX Luxury+ shown with Saddle Tan semi-aniline leather and Brown Grained trim with available heated second-row captain's chairs



COMFORT, CRAFTED FOR ALL.

A cabin built for adventure, with inspired touches for every journey.

The most memorable journeys are those which are shared. And with a variety of available two-row and three-row seating configurations, the GX makes it easy to bring the whole crew on your next expedition. In addition to the available heated captain's chairs, second-row seating options include a three-passenger bench seat with heated outboard seating. Additional comforts include up to six USB-C ports¹⁰ to allow everyone to charge their favorite devices, and an available cool box¹¹ located between the front seats helps ensure your favorite travel refreshments stay chilled.

DYNAMIC SKY™ PANORAMA GLASS ROOF

The GX Luxury+ features a panorama glass roof that is seamless on the outside and elevates the entire cabin experience with more natural light. What's more, with Dynamic Sky functionality, this all-glass roof also offers the ability to go from transparent to opaque and back with the simple press of a button.



GENEROUS CARGO SPACE

Whether you're crossing the continent or simply heading across town, the cargo area of the GX has been designed to adapt to your needs. GX models equipped with three rows of seating feature a split third-row bench, with an available power folding feature, that can fold flat to allow for up to 40.2 cubic feet of space behind the second-row seats. Or fold all rear seats down to access up to 76.9 cubic feet of total cargo volume.¹²

POWER REAR DOOR WITH KICK SENSOR

The GX features a power rear liftgate with a flip-up window, providing two ways to easily access the cargo area. And for added convenience, the available kick sensor¹³ allows for hands-free access. Simply wave your foot under the rear bumper to automatically open or close the power rear liftgate.



ROOM FOR WHATEVER

A spacious cargo area helps ensure you leave nothing behind, even when you get away from it all.





AMPLIFY EVERY ADVENTURE

More power to take on the world,
so you can explore more of yours.



This is luxury born of strength. From the sturdy chassis to the enhanced Full-Time 4WD system, every facet of the GX has been engineered to deliver a superior driving experience, no matter the road.¹ Both body and frame have been engineered to be light and strong, bringing added comfort to every drive. And available features that include five multi-terrain settings and the available Adaptive Variable Suspension help ensure that this SUV feels poised and refined—even as it takes you far beyond the map.

TWIN-TURBOCHARGED POWER

*A twin-turbocharged V6 gives you
the best of all worlds.*

Elevating performance across every terrain, the GX features a powerful and efficient twin-turbocharged V6 rated at 349 horsepower³ with 479 lb-ft of torque. Its intelligent 10-speed Direct-Shift automatic transmission is designed to select the optimal gear for every condition both on- and off-road! And with a tow hitch receiver,⁴ Trailer Sway Control¹⁵ and offering a best-in-class towing capacity¹⁶ of over 9,000 pounds,¹⁴ this cutting-edge SUV is primed and ready, no matter where your travels may take you.

Class-leading

9,096

lb max towing capacity





GX Overtrail shown in Incognito with Black Onyx roof.²
Never tow beyond a vehicle's published towing capacities.



GX Overtrail+ shown above and at right. Off-roading is inherently dangerous. Abusive use may result in personal injury or vehicle damage.



FULL-TIME 4WD

Every Lexus GX is equipped with a robust Full-Time 4WD system so you can experience a higher level of confidence on every road, paved or not! Featuring a Torsen^{®17} torque-sensing limited-slip differential with electronic locking feature to efficiently distribute engine power between the front and rear axles, this system is engineered to optimize traction across a wide variety of conditions. And four-wheel Active Traction Control helps keep you on course and feeling secure by using sensors to detect and help prevent wheel slippage.

THE INCOMPARABLE GX OVERTRAIL

Built for those who seek the extraordinary, this is the most off-road-capable GX yet.

As the most rugged expressions of the GX, the Overtrail and Overtrail+ models offer a host of unique features inside and out, all designed to help raise your confidence and inspire your sense of adventure. From the flat dash—designed to help the driver orient the vehicle against the horizon—to the distinct Ultrasuede®¹⁸ trim on the front seats, each element of the cabin brings comfort to every excursion. And exterior features, including unique front and rear fascias, aluminum skid plates and 33-inch all-terrain tires help further enhance the Overtrail's off-road prowess.





GX Overtrail+ shown in Earth with Black Onyx roof²



MULTI-TERRAIN MONITOR

UNDERFLOOR VIEW

Useful when traversing rocks or moguls, this view displays the terrain and tire location underneath your vehicle.

SIDE VIEW

When your excursion leads you into tight spaces, this view allows you to clearly see the areas to the left and right of your vehicle.

FRONT VIEW

This displays both the front panoramic and overhead views to give you a 360-degree perspective of your vehicle. Dynamic gridlines display the vehicle's path of travel.

REAR VIEW

When your excursion leads you into tight spaces, this view allows you to clearly see the areas to the left and right of your vehicle.

GX Overtrail+ shown in Earth with Black Onyx roof^{f1,2}



REAR VIEW

When you put the vehicle in reverse, the backup camera¹⁹ and overhead views are shown on the multimedia display in full color with dynamic grid lines to help you avoid obstacles.



CUTTING-EDGE CAPABILITY

Proven off-road technologies designed to give you more command and control over every drive.

This is the capability that continues to make the GX the stuff of legend. In addition to its proven Full-Time 4WD, the GX Overtrail features a suite of advanced technologies designed to help give you more control in off-road¹ driving. An electronically controlled locking rear differential, Multi-Terrain Select, Crawl Control²⁰ and Downhill Assist Control²¹ help ensure that the GX Overtrail has the traction needed to overcome challenging terrain. Its Adaptive Variable Suspension system is designed to help deliver optimal handling capabilities across all roads, paved or not. And for those tougher obstacles, an Electronic Kinetic Dynamic Suspension System (E-KDSS) provides improved wheel articulation.





Go beyond interaction. Experience connection, where technology can learn to understand you. Case in point: Lexus Interface⁴ seamlessly connects you via a 14-inch touchscreen—or voice—to the many benefits of an active Drive Connect²² trial or subscription (4G network dependent). Its Intelligent Assistant feature gets smarter over time, and Cloud Navigation offers more accurate directions. Plus, it includes the convenience of the Profiles⁴ feature, which allows different drivers to create personalized settings that can be used across vehicles equipped with Lexus Interface. The product of relentless imagination and human-centered design, this is technology as it should be.

THE DRIVER, EMPOWERED.

With features including Lexus Interface, a stunning 14-inch touchscreen display and wireless connectivity, this is technology designed around you.





GX Luxury+ shown in Eminent White Pearl²


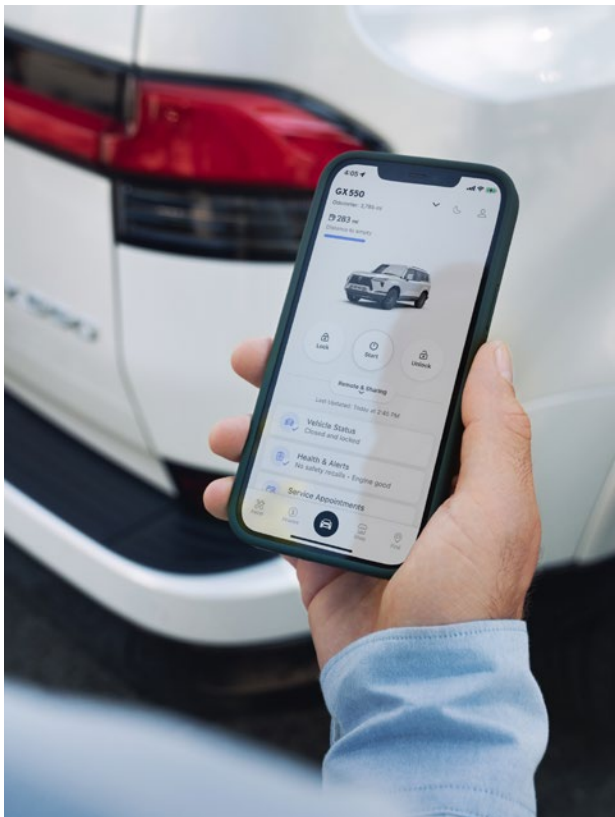


TECHNOLOGY TO ELEVATE YOUR EVERY DRIVE

The GX offers a suite of advanced driver-assist technologies that put innovation at your command.

True luxury should help you feel empowered. That's why the GX offers a host of available technologies designed to bring added confidence and convenience to every drive. Intuitive Parking Assist with Auto Braking²³ uses sensors to help detect walls or other objects you may encounter when entering or exiting a parking space, and can automatically apply the brakes should the system determine a collision is imminent. Blind Spot Monitor²⁴ with Rear Cross-Traffic Alert²⁵ can alert you to vehicles that may be entering the blind spot on either side of the GX. And when in reverse, this system can alert you to vehicles that may be entering your vehicle's path of travel. For added assistance when maneuvering through tight spaces, the available Panoramic View Monitor²⁶ uses the 14-inch touchscreen display to show a 360-degree bird's-eye view around your vehicle.





COMMAND CENTRAL CENTERED AROUND THE DRIVER

Experience a suite of advanced technologies that put convenience right at your fingertips.

WIRELESS ANDROID AUTO

With wireless Android Auto™²⁷ compatibility, you can seamlessly cast your device's interface onto the vehicle's touchscreen multimedia display. Play your music via your favorite apps such as Spotify®²⁸ and Pandora®, send messages through a range of commonly used apps like WhatsApp®, navigate with Google Maps,²⁹ and request information—all with your voice. Just say “Hey Google” to get started. For added convenience, Android Auto can also help shorten your commute by automatically finding alternate routes if it detects heavy traffic.

WIRELESS APPLE CARPLAY

With wireless Apple CarPlay®³⁰ integration, you can access the same familiar interface from your iPhone®³¹ through the vehicle's touchscreen multimedia display. Simply connect your iPhone to get directions, make calls, send and receive messages via Siri,³² and get access to your favorite apps like Waze®, Spotify and Apple Audiobooks.

DIGITAL KEY

Share vehicle access via the Lexus app. With an active Remote Connect³³ trial or subscription (4G network dependent), the available Digital Key³³ feature makes it simple for you and up to seven friends to lock, unlock and start your GX by smartphone.

DIGITAL REARVIEW MIRROR

The available Digital Rearview Mirror can help increase your field of vision via a high-definition camera that's designed to provide an unobstructed view of the road behind you. Simply toggle the lever to switch between analog and digital mirror modes.

DELIVERY AND TECHNOLOGY SPECIALISTS

To help you get the most out of these and other features in your new Lexus, a Vehicle Delivery Specialist will walk you through nearly every setting and function you desire. And to answer questions that arise after delivery, a Vehicle Technology Specialist can offer expert guidance in person or without you ever leaving the driveway via camera-enabled apps like FaceTime®. Learn more about these services at lexus.com/specialists.

WIRELESS PHONE CHARGING

In addition to the convenience of wireless connectivity, the GX offers front seat occupants the ability to charge their compatible smartphone wirelessly⁹ when it is tucked into the centrally located storage tray.

HEAD-UP DISPLAY

To help keep your focus on the road ahead, an available 10.7-inch Head-Up Display projects key information, such as current vehicle speed or specific navigation directions, at customizable heights onto the windshield.

MARK LEVINSON PREMIUM SURROUND SOUND

Unlock a deeper appreciation of sound and experience music in its highest fidelity with available Mark Levinson®⁶ Premium Surround Sound. Boasting 1,800 watts and 21 speakers meticulously positioned throughout the cabin, this bespoke system envelops you in a three-dimensional soundscape that's crafted by the same masters who engineer six-figure home audio systems.

TRAFFIC JAM ASSIST

Like cruise control for when traffic isn't cruising. When Lane Tracing Assist³⁴ is activated on a controlled-access freeway, available Traffic Jam Assist³⁵ can monitor surrounding traffic in condensed, low-speed driving situations and automatically move forward and brake as needed to keep a preset following distance behind the preceding vehicle. In addition to providing hands-free steering assistance, this system can automatically bring the vehicle to a complete stop, then resume its path of travel as forward traffic begins to move. Active Drive Connect²² trial or subscription required (4G network dependent).

PEACE OF MIND, STANDARD.

Lexus Safety System+ 3.0 is an integrated suite of standard active safety equipment and convenience features.⁵

PRE-COLLISION SYSTEM WITH PEDESTRIAN DETECTION

Pre-Collision System with Pedestrian Detection³⁶ can alert you to certain potential collisions and may automatically brake.


FULL-SPEED RANGE DYNAMIC RADAR CRUISE CONTROL

Dynamic Radar Cruise Control³⁷ helps maintain a preset distance from the vehicle ahead of you, from highway speeds down to a full stop.

LANE DEPARTURE ALERT WITH STEERING ASSIST

Lane Departure Alert with Steering Assist³⁸ may alert you to inadvertent lane departures and make minor steering corrections to help keep you in your lane.

LANE
Lane
cente
while
Cont



LEXUS SAFETY SYSTEM + 3.0

LANE TRACING ASSIST

Lane Tracing Assist³⁴ helps you stay centered in the vehicle within its lane. Dynamic Radar Cruise Control³⁶ is active.

ROAD SIGN ASSIST

Road Sign Assist³⁹ can recognize certain road signs and display them to you inside the vehicle.

AUTOMATIC HIGH BEAMS

Automatic High Beams⁴⁰ can automatically toggle between high and low beams based on the vehicle's surroundings.

PROACTIVE DRIVING ASSIST

Proactive Driving Assist⁴¹ may provide gentle braking and/or steering to help control distance between your vehicle and a vehicle, pedestrian, or bicyclist ahead of you.







GX Overtrail+ shown in Earth with Black Onyx roof^{1,2}

**GX 550 PREMIUM /
GX 550 LUXURY**

349

HORSEPOWER³
3.4-LITER V6 TWIN-TURBO ENGINE

479

LB-FT TORQUE

9,063/9,041/7,844/7,601

STANDARD LB TOWING CAPACITY¹³
(PREMIUM / PREMIUM+ / LUXURY / LUXURY+)

FULL-TIME

4WD

10-SPEED

DIRECT-SHIFT
AUTOMATIC TRANSMISSION

26°/23°/23° (PREMIUM)

26°/23°/21° (LUXURY)

APPROACH / BREAKOVER / DEPARTURE ANGLE

15/21/17

CTY / HWY / CMB
EPA-ESTIMATED MPG⁴²

SEATING FOR UP TO

7

GX 550 OVERTRAIL

349

HORSEPOWER³
3.4-LITER V6 TWIN-TURBO ENGINE

479

LB-FT TORQUE

9,096/9,063

LB TOWING CAPACITY¹³
(OVERTRAIL / OVERTRAIL+)

FULL-TIME

4WD

10-SPEED

DIRECT-SHIFT
AUTOMATIC TRANSMISSION

28°/26°/24°

APPROACH / BREAKOVER / DEPARTURE ANGLE

15/21/17

CTY / HWY / CMB
EPA-ESTIMATED MPG⁴²

SEATING FOR UP TO

5

DIMENSIONS

OVERALL LENGTH 197.04 IN / WHEELBASE 112.2 IN / WIDTH 83.22 IN (+ MIRRORS) /
HEIGHT 75.59 IN (PREMIUM), 75.39 IN (LUXURY), 77.17 IN (OVERTRAIL)

WHEELS



18-in

Six-spoke alloy wheels with
Matte Gray metallic finish
STANDARD
GX Overtrail / GX Overtrail+



20-in

Six-twin-spoke alloy wheels
with Dark Gray metallic finish
STANDARD
GX Premium



20-in

Six-twin-spoke alloy wheels
with Black and machined finish
STANDARD
GX Premium+



22-in

12-spoke forged alloy wheels
with Dark Gray metallic and
machined finish
STANDARD
GX Luxury / GX Luxury+

FEATURES



GX PREMIUM

Standard features:

- 9,063-lb towing capacity¹⁴
- Torsen^{®17} limited-slip center differential with locking feature
- 20-in alloy wheels
- Triple-Beam LED headlamps
- Lexus Memory System for driver's seat, outside mirrors and steering wheel
- Power-folding outside mirrors
- Running boards
- Power rear door
- Power tilt-and-slide moonroof with roof rails
- Tow hitch receiver¹⁴
- Seating for seven
- NuLuxe[®]-trimmed, 8-way power-adjustable heated and ventilated front seats with adjustable headrests
- Leather-trimmed steering wheel
- Six USB-C ports¹⁰
- 120V/400-watt AC power outlet⁴³ in cargo area
- 12.3-in multi-information display
- Ambient illumination
- 10-speaker Lexus Premium Sound System
- Lexus Safety System+ 3.0⁵
- Intuitive Parking Assist with Auto Braking²³
- Blind Spot Monitor²⁴ with Rear Cross-Traffic Alert²⁵
- Lexus Interface⁴ with 14-in touchscreen display
- Safety Connect⁴ with up to 10-year trial*
- Service Connect⁴ with up to 10-year trial*
- Remote Connect⁴ 3-year trial*
- Wi-Fi Connect⁴ (AT&T hotspot) with up to 30-day/3GB trial*
- Drive Connect⁴ with Cloud Navigation, Intelligent Assistant and Destination Assist 3-year trial*
- Wireless Apple CarPlay^{®30} integration
- Wireless Android Auto^{™27} compatibility

Options

Wireless phone charger⁹

Cold Area Package: Heated leather-trimmed steering wheel, windshield wiper de-icer, headlamp washer, fast-response interior heater



GX PREMIUM+

Includes Premium features, and adds or replaces:

- 9,041-lb towing capacity¹⁴
- Power Rear Door with Kick Sensor¹³
- LED foglamps
- Power tilt-and-telescoping steering wheel
- Heated leather-trimmed steering wheel
- Thematic Ambient Illumination
- Heated second-row outboard seats
- Wireless phone charger⁹
- Panoramic View Monitor²⁶
- Power-folding third-row seat
- Intuitive Parking Assist with Auto Braking and Rear Pedestrian Detection⁴⁴

Options

- Digital Key³³ (requires Remote Connect³³ subscription, 3-year trial included)* and SmartAccess⁴⁵ card key
- Heated second-row captain's chairs (seating for six)

Cold Area Package: Windshield wiper de-icer, headlamp washer, fast-response interior heater



GX LUXURY

Includes Premium+ features, and adds or replaces:

- 7,844-lb towing capacity¹⁴
- 22-in alloy wheels
- Outside mirrors with puddle lamps
- 10-way heated and ventilated power driver's seat
- Front massaging seats
- Semi-aniline leather-trimmed interior
- 4-way adjustable front headrests
- Second-row manual sunshade
- Illuminated door sills

Options

- Digital Key³³ (requires Remote Connect³³ subscription, 3-year trial included)* and SmartAccess⁴⁵ card key
- Heated second-row captain's chairs (seating for six)
- Mark Levinson^{®6} 21-speaker, 1,800-watt Premium Surround Sound

Cold Area Package: Windshield wiper de-icer, headlamp washer, fast-response interior heater

*4G network dependent



GX LUXURY+

Includes Luxury features, and adds or replaces:

- 7,601-lb towing capacity¹⁴
- Adaptive Variable Suspension
- Automatic power-extending running boards
- Dynamic Sky™ panorama glass roof
- Mark Levinson 21-speaker, 1,800-watt Premium Surround Sound
- Digital Rearview Mirror
- Cool box

Options

Digital Key³³ (requires Remote Connect³³ subscription, 3-year trial included)* and SmartAccess⁴⁵ card key

Heated second-row captain's chairs (seating for six)

Cold Area Package: Windshield wiper de-icer, headlamp washer, fast-response interior heater



GX OVERTRAIL

Includes Premium features, and adds or replaces:

- 9,096-lb towing capacity¹⁴
- 1-in front and 1-in rear suspension lift
- Electronic Kinetic Dynamic Suspension System (E-KDSS)
- Adaptive Variable Suspension
- Electronically controlled locking rear differential
- Crawl Control²⁰
- Downhill Assist Control²¹
- Multi-Terrain Select
- 18-in alloy wheels
- 33-in all-terrain tires
- Aluminum front skid plate
- Black utility roof rails
- Headlamp washers
- LED foglamps
- Windshield wiper de-icer
- Seating for five
- Prewired auxiliary switch bank
- Lexus Memory System for driver's seat, outside mirrors and steering wheel
- Heated leather-trimmed steering wheel
- Four USB-C ports¹⁰
- Panoramic View Monitor²⁶ with Multi-Terrain Monitor

Options

- Cool box¹¹
- Wireless phone charger⁹
- Without moonroof



GX OVERTRAIL+

Includes Overtrail features, and adds or replaces:

- 9,063-lb towing capacity¹⁴
- Power Rear Door with Kick Sensor¹³
- Outside mirrors with puddle lamps
- Power tilt-and-telescoping steering wheel
- Thematic Ambient Illumination
- Heated second-row outboard seats
- Wireless phone charger⁹
- 10-way power-adjustable driver's seat
- Front massaging seats
- 4-way adjustable front headrests
- Second-row manual sunshade
- Illuminated door sills
- Intuitive Parking Assist with Auto Braking and Rear Pedestrian Detection⁴⁴

Options

- Digital Key³³ (requires Remote Connect³³ subscription, 3-year trial included)* and SmartAccess⁴⁵ card key
- Cool box¹¹
- Mark Levinson 21-speaker, 1,800-watt Premium Surround Sound
- Without moonroof

INDIVIDUAL MODEL OPTIONS

Available on all models:

- Traffic Jam Assist³⁵ (requires Drive Connect²² subscription, 3-year trial included)*
- Head-Up Display
- Tonneau cover

COLOR, MATERIAL & FINISH

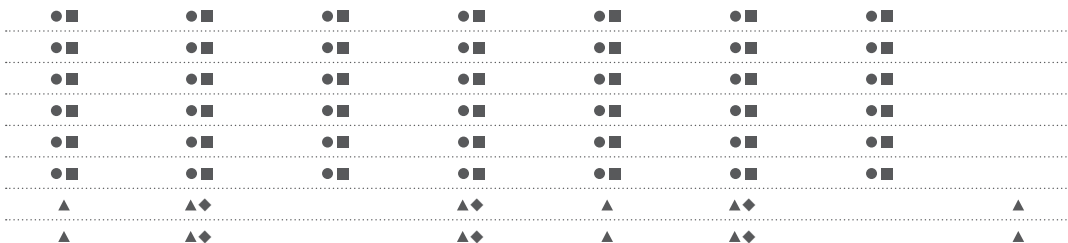
INTERIOR & TRIM



DAPPLE GRAY NULUXE®		●
DAPPLE GRAY SEMI-ANILINE LEATHER		■
SADDLE TAN NULUXE	●	
SADDLE TAN SEMI-ANILINE LEATHER	■	
BLACK NULUXE	●	●
BLACK SEMI-ANILINE LEATHER		■
CHATEAU NULUXE / OLIVE ULTRASUEDE®		▲
BLACK NULUXE / OLIVE ULTRASUEDE		▲

GX Premium / GX Premium+ ●
 GX Luxury / GX Luxury+ ■
 GX Overtrail / GX Overtrail+ ▲
 Optional Black Onyx roof* ◆



EXTERIOR



*Additional charge
For configuration details, visit lexus.com/GXbuild

ACCESSORIES

The Lexus Accessory line⁷ is as elegant and well-crafted as your exquisitely designed Lexus vehicle. And the Genuine Lexus Accessories are warranted for up to 48 months/50,000 miles⁴⁶ and honored at every Lexus dealership in the nation. For more, please visit lexus.com/accessories.



- A All-weather cargo mat¹²
All-weather floor liner⁴⁷
Ball mount¹⁴
- B Black emblem overlays
Body side moldings
Cargo net¹²
Carpet cargo mat¹²
- C Cat-back performance exhaust
Cross bars
Dashcam⁴⁸
Door edge film by 3MTM
Door edge guards
Illuminated door sills
Key gloves with Lexus logo
Lexus Universal Tablet Holder
Molle panel (2nd-row seats)
- D Onboard air compressor
Paint protection film by 3MTM⁴⁹
Quick-charge cables (mobile)¹⁰
- E Rock rails
- F Roof rack
Skid plate
Wheel locks

ASSOCIATED ACCESSORY PRODUCTS⁸

- ARB Portable Air Compressor
- ARB Premium Recovery Kit
- Dometic Patrol 30 Cooler
- Kammok Crosswing Awning
- PelicanTM BX50 Cargo Case
- Yakima RoadShower

DISCLOSURES

WARRANTY Four-year/50,000-mile Lexus Limited Warranty. Six-year/70,000-mile Powertrain Warranty. Six-year/unlimited-mileage Corrosion Perforation Warranty. All warranties with zero deductible. See the *GX Warranty and Services Guide* at your Lexus dealer for details.

1. The Lexus GX is designed to meet most off-road driving requirements, but off-roading is inherently dangerous and may result in personal injury or vehicle damage. Lexus encourages responsible operation to help protect you, your vehicle and the environment. **2.** Earth with Black Onyx, and Eminent White Pearl available for an additional charge. **3.** Ratings achieved using required premium unleaded gasoline w/ an octane rating of 91 or higher. If premium fuel is not used, performance will decrease. Horsepower may vary depending on accessories added to vehicle. **4.** Lexus Interface Services depend on certain factors outside of Lexus' control in order to operate, including 4G network availability, a cellular connection and GPS signal. Without any one or more of these things, operability may be limited or precluded, including access to response center and emergency support. Services vary by vehicle and are subject to change at any time without notice. Services require account registration through the Lexus app and acceptance of the Connected Services Terms of Use and Master Data Consent. Data charges may apply. For Lexus Interface Services' vehicle-generated data collection, use, sharing and retention practices and agreements, see <https://www.lexus.com/privacyvts>. All trials begin on original purchase or lease date of new vehicle, with the exception of Wi-Fi for which trial begins at time of activation. Paid subscription required after trial (if applicable). For Safety Connect, stolen vehicle police report required to use Stolen Vehicle Locator. Automatic Collision Notification activates only in limited circumstances. Remote start/stop and/or lock/unlock and other features of Remote Connect are only available on select models. Use only if aware of circumstances surrounding vehicle and it is legal and safe to do so (e.g., do not remotely start a gas-engine vehicle in an enclosed space or if vehicle is occupied by a child). Drive Connect service not available in every city or roadway. For Service Connect, information provided is based on the last time data was collected from vehicle and is not real-time data. Wi-Fi Connect service not available everywhere and in every vehicle. Valid in contiguous U.S. and Alaska. Up to 5 devices supported. Integrated Streaming requires subscription for third-party provider services. Wi-Fi Connect trial (if applicable) begins at time of enrollment and expires the earlier of: 3GB of data is used or 30 days after enrollment. **5.** Lexus Safety System effectiveness depends on many factors including road, weather and vehicle conditions. Drivers are responsible for paying attention to their surroundings and driving safely. See *Owner's Manual* for limitations. **6.** Mark Levinson is a registered trademark of Harman International Industries, Inc. **7.** Accessories may vary by model year, not be available in all regions of the country, or require a special order. Please see your dealer for availability. **8.** Disclaimer of warranty and liability: This product is not a genuine Lexus part or accessory and was not designed or manufactured by Lexus. Lexus has not fully evaluated this product to determine its overall impact on the performance or safety of any Lexus vehicle onto which it is installed or to determine whether installation would render the vehicle illegal for operation on public roadways in any states. Installation of this product may impact your vehicle's warranty. This product is not warranted by Lexus, and Lexus expressly disclaims any warranty for this product, including without limitation, any implied warranties of merchantability and of fitness for a particular purpose. Lexus also disclaims all liability for direct, indirect, special, incidental or consequential damages, including but not limited to, damage to or loss of personal or commercial property, loss of use, cost of purchase of replacement goods, or claims of customers of any Lexus dealer that result from the use of this product. This product is not available in Hawaii. Shipping charges not included. **9.** Wireless charging may not be compatible with all mobile phones, smart devices, tablets, e-readers, MP3/WMA players and like products. **10.** Charging may not be compatible with all mobile phones, smart devices, tablets, e-readers, MP3/WMA players and like models. **11.** Cool box function requires vehicle power to be on. **12.** Cargo and load capacity limited by weight and distribution. Always properly secure cargo and cargo area. **13.** Water, weather, dirt, and other conditions may cause the hands-free power liftgate sensor to not operate properly. See *Owner's Manual* for limitations. Installation of a tow hitch receiver or other accessories located near the rear bumper or side door kick sensors, may require disabling or removing the kick sensor, and the sensor operation setting in your vehicle should be turned off. See *Owner's Manual* for limitations. **14.** Never tow beyond a vehicle's published towing capacities. Rating based on testing requirements prescribed in SAE J2807. Rating referenced in *Owner's Manual* may differ depending on testing standard used. For vehicles equipped with Power Rear Door with Kick Sensor, installation of accessories located near the rear bumper may require disabling or removing the kick sensor, and the sensor operation setting in your vehicle should be turned off. Follow all instructions in your *Owner's Manual*. Towing capacity for vehicles equipped with five-, six- and seven-seat configurations may vary. **15.** Trailer Sway Control (TSC) is an electronic system designed to help the driver maintain vehicle control under certain conditions. It is not a substitute for safe driving practices. Factors including speed, road conditions, weather and driver steering input can all affect whether TSC will be effective in preventing a loss of control. See *Owner's Manual* for limitations. **16.** 2025 GX vs. 2024/2025 competitors. Excludes GX 550 Luxury models. Information from manufacturers' websites as of 8/30/2024. **17.** Torsen® is a registered trademark of JTEKT Torsen, Inc. **18.** Ultrasuede is a registered trademark of Toray Industries, Inc. **19.** The backup camera does not provide a comprehensive view. Always look over shoulder and use outside mirrors. See *Owner's Manual* for limitations. **20.** Crawl Control is designed for driving on difficult terrain at low speeds and assists the driver by controlling acceleration and braking, allowing the driver to focus on steering. See *Owner's Manual* for additional limitations. **21.** Downhill Assist Control is designed to help the driver maintain vehicle control and speed on steep downhill descents, and is not a substitute for safe driving judgment and practices. Factors including speed, grade, surface conditions and driver input can all affect the ability of DAC to prevent a loss of control. See *Owner's Manual* for additional limitations. **22.** Cloud Navigation, Intelligent Assistant, and Destination Assist (on select models) require a trial or subscription to Drive Connect. Drive Connect availability and accuracy depend on certain factors outside of Lexus' control in order to operate, including 4G network availability, a cellular connection and GPS signal. Without any one or more of these things, operability may be limited or precluded. Services may vary and are subject to change at any time without notice. Services require account registration through the Lexus app and acceptance of the Connected Services Terms of Use and Master Data Consent. Data charges may apply. For Lexus Interface Services' vehicle-generated data collection, use, sharing and retention practices and agreements, see <https://www.lexus.com/privacyvts>. Trial period begins on original purchase or lease date of new vehicle. Services may vary and are subject to change without notice. Requires app download/registration, acceptance of Terms of Use and subscription after trial (if applicable). Data charges may apply. **23.** Intuitive Parking Assist (IPA) may warn drivers of front and rear collisions with certain objects when traveling at low speeds. Drivers should visually confirm clearance during use. See *Owner's Manual* for limitations. **24.** Do not rely exclusively on Blind Spot Monitor. Look over shoulder and use turn signal. See *Owner's Manual* for limitations. **25.** Do not rely exclusively on the Rear Cross-Traffic Alert. Visually confirm clearance during use. See *Owner's Manual* for limitations. **26.** The Panoramic View Monitor does not provide a comprehensive view of the area surrounding your vehicle. Look around to confirm clearance. See *Owner's Manual* for limitations. **27.** Wireless use of Android Auto requires a compatible Android 11.0+ phone and compatible active data plan. Check [g.co/androidauto/requirements](https://www.google.com/androidauto/requirements) for compatibility. Operability depends on network availability, a cellular connection and GPS signal. Services vary by vehicle and are subject to change at any time without notice. Data charges may apply. To learn more, go to <https://lexusconnectedtechnologysupport.com/lexus/home>. To learn more about Lexus' connected services data collection, use, sharing and retention practices, please visit <https://www.lexus.com/privacy>. Google, Android, Android Auto, Google Maps and other marks are trademarks of Google LLC. **28.** Subject to smartphone connectivity and capability. Apps, prices and services vary by phone carrier and are subject to change at any time without notice. Data charges may apply. Spotify is a registered trademark of Spotify Technology Holding. **29.** Google Assistant requires compatible smartphone. Operability depends on network availability, a cellular connection and GPS signal. Services vary by vehicle and are subject to change at any time without notice. Requires app download/registration, and acceptance of applicable terms of use. Data charges may apply. To learn more, go to <https://lexusconnectedtechnologysupport.com/lexus/home>. To learn more about Lexus' connected services data collection, use, sharing and retention practices, please visit <https://www.lexus.com/privacy>. **30.** Apple CarPlay requires a compatible iPhone with an active data plan. Check compatibility at <https://www.apple.com/ios/carplay/>. Operability depends on network availability, a cellular connection and GPS signal. Services vary by vehicle and are subject to change at any time without notice. Data charges may apply. To learn more, go to <https://lexusconnectedtechnologysupport.com/lexus/home>. To learn more about Lexus' connected services data collection, use, sharing and retention practices, please visit <https://www.lexus.com/privacy>. Apple CarPlay is a registered trademark of Apple Inc. **31.** iPhone is a registered trademark of Apple Inc. All rights reserved. **32.** Siri® is a registered trademark of Apple Inc. **33.** Digital Key requires active Remote Connect subscription. Remote start/stop and/or lock/unlock and other features of Remote Connect are only available on select models. Use only if aware of circumstances surrounding vehicle and it is legal and safe to do so (e.g., do not remotely start a gas-engine vehicle in an enclosed space or if vehicle is occupied by a child). Remote Connect depends on certain factors outside of Lexus' control in order to operate, including 4G network availability, a cellular connection and GPS signal. Without any one or more of these things, operability may be limited or precluded. Digital Key also requires Bluetooth connectivity. Remote Connect is included with select paid Connected Services packages. See your Lexus dealer for details. Services may vary and are subject to change without notice. Services require account registration through the Lexus app and acceptance of the Connected Services Terms of Use and Master Data Consent. Data charges may apply. For Lexus Interface Services' vehicle-generated data collection, use, sharing and retention practices and agreements, see <https://www.lexus.com/privacyvts>. Trial period begins on original purchase or lease date of new vehicle. Paid subscription required after trial (if applicable). Terms of Use apply. **34.** The Lane Tracing Assist (LTA) lane centering function is designed to read visible lane markers and detect other vehicles under certain conditions. It is only operational when DRCC is engaged. See *Owner's Manual* for limitations. **35.** Traffic Jam Assist is not an automated driving system, requires driver supervision at all times, and is designed to function on controlled access freeways at speeds of 25 mph or less. Use this system in accordance with applicable laws. Requires an active subscription to Drive Connect, which depends on 4G network availability and other factors outside Lexus' control. Service requires account registration through Lexus App and acceptance of Connected Services Terms of Use and Master Data Consent. Before operating, refer to *Owner's Manual* for instructions and limitations. **36.** The Pre-Collision System (PCS) with Pedestrian Detection (PD) is designed to help reduce the crash speed and damage in certain frontal collisions involving a vehicle, a pedestrian, bicyclist or motorcyclist. PCS w/PD is not a substitute for safe and attentive driving. System effectiveness depends on many factors, such as speed, size and position of vehicle, pedestrian, bicyclist or motorcyclist, and weather, light, and road conditions. See *Owner's Manual* for limitations. **37.** Dynamic Radar Cruise Control is not a substitute for safe and attentive driving. See *Owner's Manual* for instructions and limitations. **38.** Lane Departure Alert with Steering Assist is designed to read visible lane markers under certain conditions. It provides a visual/audible alert and slight steering force when lane departure is detected. It is not a collision-avoidance system or substitute for safe and attentive driving. Effectiveness depends on many factors including road, weather and vehicle conditions. See *Owner's Manual* for limitations. **39.** Road Sign Assist only recognizes certain road signs. See *Owner's Manual* for limitations. **40.** Automatic High Beams operate at speeds above approximately 21 mph. Minimum speeds may vary by model. See *Owner's Manual* for instructions and limitations. **41.** Proactive Driving Assist (PDA) is designed to detect certain objects or curves in the road and provide gentle braking and/or steering support. PDA is not a substitute for safe and attentive driving. System effectiveness depends on many factors, such as speed, size and position of detected objects and weather, light, and road conditions. See *Owner's Manual* for additional limitations and details. **42.** EPA-estimated MPG ratings. Use for comparison purposes only. Your mileage will vary for many reasons, including your vehicle's condition and how/where you drive. See www.fueleconomy.gov. **43.** Rated for 400 watts for a single two-prong outlet. See *Owner's Manual* for limitations. **44.** Intuitive Parking Assist (IPA) may warn drivers of, and potentially brake for, front and rear collisions with certain objects when traveling at low speeds. Drivers should visually confirm clearance during use. See *Owner's Manual* for limitations. **45.** The engine immobilizer is a state-of-the-art anti-theft system initiated when key is inserted into ignition switch or a SmartAccess fob is in rear vehicle. Engine will only start if the code in the transponder chip inside the key/fob matches code in vehicle's immobilizer. The transponder chip is embedded in the key/fob and can be costly to replace. For lost key or fob, see a Lexus dealer or go to www.alo.org to find a qualified locksmith for high-security key service. **46.** For accessories purchased at the time of the new vehicle purchase, the Lexus Accessory Warranty coverage is in effect for 48 months/50,000 miles from the vehicle's in-service date, which is the same coverage as the new vehicle Basic Warranty. For accessories purchased after the new vehicle purchase and installed by a Lexus dealer the coverage is 12 months for the parts and labor, regardless of mileage, from the date the accessory was installed on the vehicle, or the remainder of any applicable new vehicle warranty, whichever provides greater coverage. Accessories purchased over the counter are covered for 12 months from the date of purchase. Refer to your Lexus accessory limited warranty or documentation that accompanies accessory purchase for coverage and conditions. **47.** This floor liner or floor mat was designed specifically for use in your model and model year vehicle and SHOULD NOT be used in any other vehicle. To avoid potential interference with pedal operation, each liner or mat must be secured with its fasteners. Do not install a floor liner or mat on top of an existing floor liner or mat. **48.** Dashcam may not record under certain conditions. Use in accordance with applicable laws. See dashcam *Owner's Manual* for details. **49.** Genuine Lexus Paint Protection Film by 3M™ is designed for specific sections of the vehicle most prone to chipping which may vary depending on vehicle model. Select applications may require an additional charge. Lexus Genuine Accessory Warranty only applies when installation is performed by a trained Lexus-approved installer. See Lexus dealer for details.

Lexus strives to build vehicles to match customer interest, and thus they typically are built with popular options and option packages. Not all options/packages are available separately, and some may not be available in all regions of the country. Lexus Interface display shown may not reflect most recent over-the-air enhancements. See lexus.com for information about options/packages commonly available in your area. If you would prefer a vehicle without any or with different options, contact your dealer to check for current availability or the possibility of placing a special order. Specifications, features, equipment, technical data, performance figures, options, and color and trim are based upon information available at time of publishing, are subject to change without notice, and are for mainland U.S.A. vehicles only. **Vehicles shown may be prototypes, shown using visual effects and/or shown with options. Actual models may vary.** Colors depicted may vary based on multiple factors, including ambient lighting and the format in which they are being viewed (e.g., computer, mobile device, or print). See your Lexus dealer for details. Lexus reminds you to wear seatbelts, secure children in rear seat, obey all traffic laws and drive responsibly. For more information, call 800-USA-LEXUS (872-5398) or visit lexus.com. To learn more about your financing options, contact your Lexus dealer or call Lexus Financial Services at 800-874-7050.

WHAT AMAZING
IDEAS WILL YOU
INSPIRE NEXT?

