


Term 4 2024
North Island Edition

Prices exclude freight
and GST

Prices may change
without notice



What's Inside

- Exciting Updates
- ViewBoard® Interactive Displays
- Whiteboard Cabinets
- Educational Units
- Chairs and Stools
- Storage and Display Solutions
- Soft Furnishings

ORDER EARLY

ORDER EARLY TO
SECURE YOUR NEW
FURNITURE FOR THE
START OF 2025!



Updates and Info

Introducing the EF Sweet Seventeen

We've said goodbye to our Educated Colour (EC) and Standard Colour (SC) ranges and introduced the **Educated Furniture Sweet Seventeen**. This simplified range continues to include the popular colours you know and love, with the addition of some classy new woodgrain finishes.

And best of all... We now offer all the colours/finishes in our Sweet Seventeen range at one competitive price. So as you look through the Term 4 flyer and our website, you'll notice our products are no longer listed with an EC and an SC price.

For those customers who need to colour match with existing EF furniture, rest assured we can continue to source any of our former range as a custom requirement. However, we're confident we can also offer you a complementary alternative from the new range. Our Account Managers carry samples for all our colours/finishes and can offer advice and recommendations on colour combinations that work well together.



Order Early - Secure your early 2025 delivery

We are now in the busiest period of the year for our sales and factory teams. If you are needing your new furniture for the start of 2025 please place your orders as soon as possible to ensure you have everything you need prior to students returning from holidays. We also recommend getting in touch with your Account Manager as early as possible to book in a Term 4 consultation.

Volume 10 Product Catalogue - Online Now

We have released a new e-version of our **Product Catalogue - Volume 10** which is now online to view and download. Volume 10 includes all the wonderful new products we've recently added to our range, as well as more useful information about the many customisation options we offer.

We are yet to finalise our Whiteboards and Partitions section so this has been left out of Volume 10, however these items are still included on our website and can be ordered at any time.

You can find our electronic catalogue via our website at educatedfurniture.co.nz/product-catalogue or scan the QR code.



View and download Volume 10



ViewBoard® Interactive Displays

NEW
product

ViewSonic® IFP50-5 Series

We're excited to be collaborating with ViewSonic to bring you the ViewSonic® IFP50-5 Series Interactive Displays.

Designed to help classrooms connect, collaborate and create, the newly upgraded IFP50 series of interactive displays delivers exactly what you need to drive engagement, energise and motivate students, and make teaching more fun.

Connect | Collaborate | Create



Engage Skillfully

Prepare, present and participate with myViewBoard whiteboard



Write Smoothly

Ultra-fine Touch Technology with 40-point Touch



Connect Instantly

USB-C one cable solution



Sizes 55" - 86"

Contact us for a quote or to book a demonstration

Get in touch with your EF Territory Account Manager for more information and to book a demonstration.

Featuring state-of-the-art touch display technology, ViewBoard interactive displays deliver an ultra-smooth, natural handwriting experience.

With stunning 4K resolution, upgradeable slot-in PC options, and secure myViewBoard® software, these interactive displays offer a customisable, secure, and future-proof whiteboarding solution for any classroom or huddle space.

From the classroom to the conference room, myViewBoard empowers teachers and students like you to work, teach and learn in your own way.



Whiteboard Cabinets

Optimise your storage and make learning visible.

Find out more



Whiteboard cabinets are our speciality

Choose from a wide a array of cabinet bases that include cupboards, drawers, cube crates and tote trays to enhance your unit. All upper levels have adjustable shelving, hiding behind the sliding whiteboards, making them the ultimate all-in-one storage solution and collaborative workspace. Locks can be added to all drawers, doors and whiteboards for secure storage of televisions, electronic devices and other resources. All our whiteboards are frameless and feature a solid MDF core with high quality and durable porcelain surface and sleek handles.

Depending on the combination of units you choose, the width of your cabinet can vary between 1600mm wide (being the smallest size) to the largest option of 4800mm wide.

Our 400 deep units are all 2000mm high x 400mm deep with the interior shelves of the base unit (lower section) being 400mm deep and depth in the top section (behind the whiteboards) being 290mm deep.

We also offer 600mm deep x 2000mm high cabinets which have been designed and developed especially for STEM rooms where bulkier items may need to be stored. The interior shelves of the base cabinets (lower section) are 600mm deep and the shelving behind the whiteboards being 490mm deep.



Whiteboard cabinets can be placed back to back to divide learning spaces



2600W x 2000H x 400D
 2600 Whiteboards
 1 x Unit C
 1 x Unit F
 1 x Unit C
 + Tote Trays

2400W x 400D x 2000H
 2400 Whiteboards
 1 x Unit R
 1 x Unit C
 1 x Unit A
 + Tote Trays and Cube Bins



Example Whiteboard Package

3600W Whiteboards
 1 x Unit R
 1 x Unit G
 1 x Unit C
 1 x Unit I
 + Tote Trays & Cube Bins



Example Whiteboard Package

3200W Whiteboards
 1 x Unit V Cupboard
 1 x Unit B
 1 x Unit D
 1 x Unit F
 + Tote Trays & Cube Bins



Porcelain Whiteboard Standard Sizes

- 1800W x 400D x 2000H - with 2 900 x 1200 boards
- 2400W x 400D x 2000H - with 2 1200 x 1200 boards
- 3000W x 400D x 2000H - with 2 1200 x 1500 boards
- 3600W x 400D x 2000H - with 2 1800 x 1200 boards
- 4800W x 400D x 2000H - with 2 2400 x 1200 boards

Example Whiteboard Package

2400W Whiteboards
 1 x Unit E
 1 x Unit C
 1 x Unit A
 + Tote Trays & Cube Bins

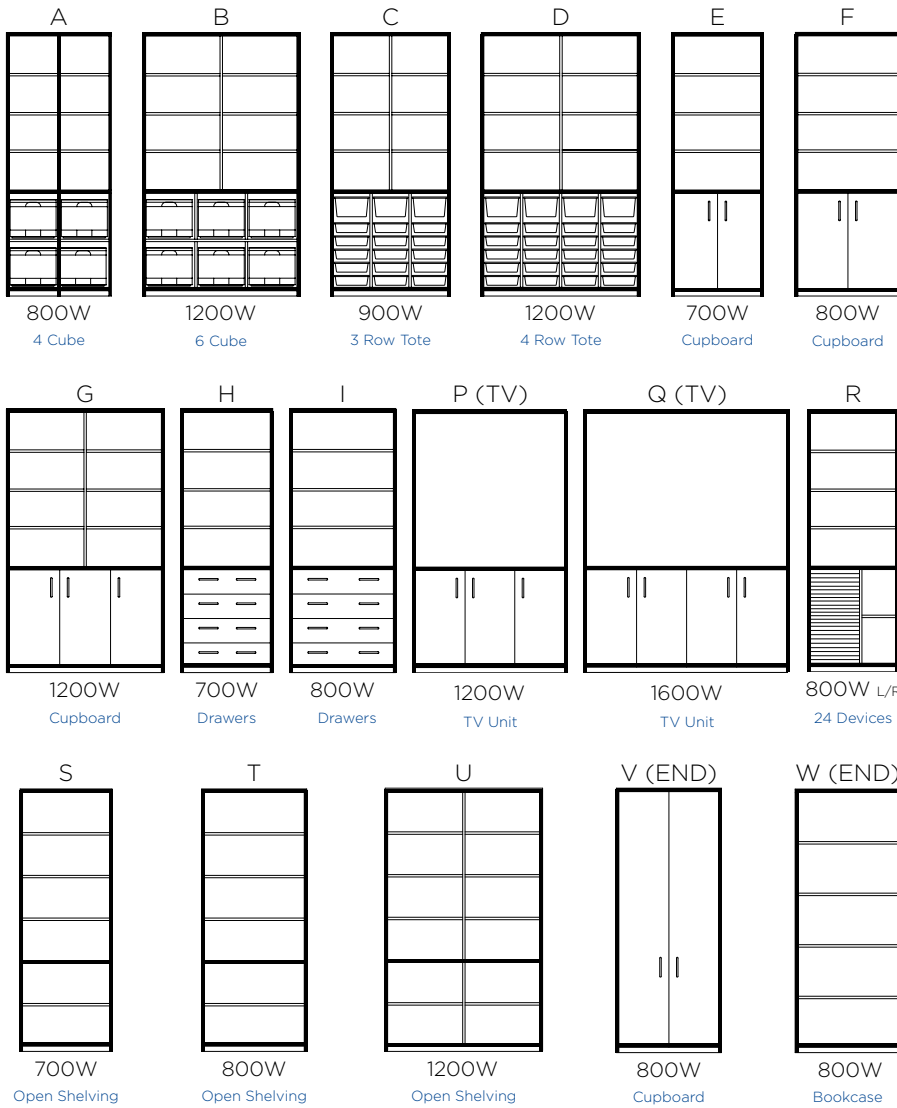


All dimensions in millimetres (mm) unless otherwise stated

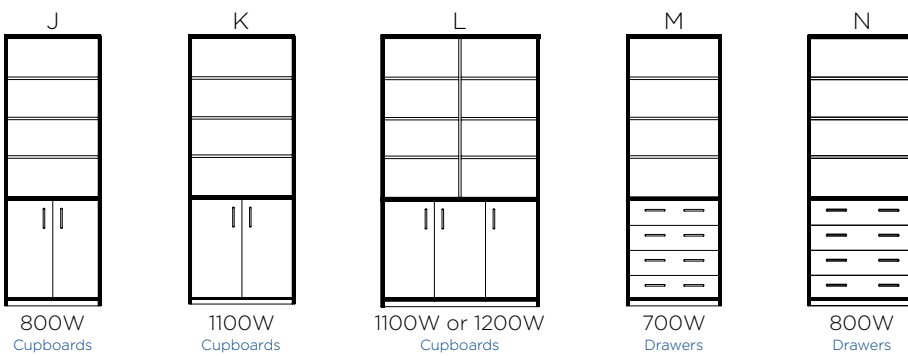
EF Sweet Seventeen Colour range



400mm Deep Base Units



600mm Deep Base Units



Our Sales Team



Graham Lyons
Territory Account Manager
M 021 537 760
E graham@educatedfurniture.co.nz



Jono Mills
Territory Account Manager
Lower North Island & Upper South Island
M 021 537 740
E jono@educatedfurniture.co.nz



Campbell Norman
Territory Account Manager
Far North & Central North Island
M 020 4068 6942
E campbell@educatedfurniture.co.nz



Jo Kingsbury
Territory Account Manager
Central & Lower South Island
M 022 398 9067
E jo@educatedfurniture.co.nz



Kirsty Hamilton
Office Administrator & Sales Support
P 09 430 8000
P 0508 645 397 (toll free)
E sales@educatedfurniture.co.nz

EF Sweet Seventeen Colour range



Extra Options

Tote Trays

Small 400L x 270D x 75H
Large 400L x 270D x 150H
Grey | Red | Blue | Clear
Small \$7 | Large \$9



Cube Crates

Stand alone or stack
360L x 360D x 280H
Clear | Blue | Grey
\$15 each



DQLS - Acoustics

Cabinets can also be fitted with built-in acoustic absorbent coverings that can be customised in your choice of colour, design or branding.



Locks

Add locks to whiteboards, doors and drawers for secure storage of televisions, devices and other resources

Locks on doors - \$45
Locks on drawers - \$60
Locks on whiteboards - \$100

NB: Trays and Cube Crates sold separately

NEW
product

(SKU: 880)

Lift Electric Desks



Elevate your work experience.

Introducing our new Lift Electric Desks, designed to elevate your work experience to new heights. Featuring smooth, whisper-quiet electric motors, our Lift Electric Desks adjust to your desired height with just the touch of a button, allowing you to effortlessly transition between sitting and standing positions throughout your workday.

Uniquely customisable, you have the flexibility to design the Lift Desk to look exactly how you want it. Choose from three frame colours and a range of sizes, then choose the top shape, top finish and the addition of any cable ports and cable ways. A truly tailor-made electric desk like no other on the market.

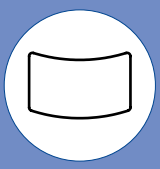
Specifications

- Load capacity of 100kgs
- Dual drive electric motors
- Anti-collision function
- 700-1200mm electric height adjustment
- Memory settings to save 4 different heights
- Choose your size from 1200x600 to 1800x800 and everything in between
- 25mm Melteca top in desired shape and finish
- Frames available in White, Grey and Black
- 5 year warranty
- NB: Basic assembly is required or contact us for on-site assistance



Design your desk to suit your needs!
Choose your frame colour, desk size, top shape and top finish


Lift Top Shape Options




Swerve Desk
1200, 1400, 1600 or 1800L
700 or 800D



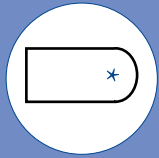
P-End Desk
1800-2000L
700 or 800D



Contour Desk
1200, 1400, 1600 or 1800L
700 or 800D



Straight Desk
1200, 1400, 1600 or 1800L
700 or 800D



Oval End Desk
1800-2000L
700 or 800D

* Available at 1800 or 2000 long only

EF Sweet Seventeen Colour range




Tables and Desks

Swerve Tables

(SKU: 164)

1200L x 800D x Height
18mm Melteca tops with 2mm PVC Edges
32mm round steel legs



Versatile tables can be arranged in groups or placed as individual tables for seating 4 students

Optional Extras:

Adjustable legs - 530 | 625 | 685 | 725 mm
Tall Tables 800 and 900 high
With 4 locking castors
Heavy duty frame with 51 mm round legs

Horseshoe Tables

(SKU: 162)

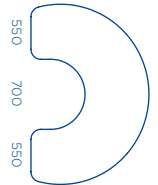
1800L x 800D x Height
18mm Melteca tops
Solid 2mm PVC Edges
32mm round steel legs



Adding a whiteboard tops is a great low-tech teaching and learning tool

Optional Extras:

Adjustable legs - 530 | 625 | 685 | 725 mm
With 4 locking castors
Whiteboard tops



Wooden Pen Rail Desk

(SKU: 103)

600W x 500D top
Solid hard wood top
Comes with desk tray
Straight legs so desks can form groups
Heavy duty steel hinge with steel pivot



Option for deep or standard desk trays

Fixed Top Desk

(SKU: 105)

600W x 475D fixed top
Comes without desk trays
Frame 32 mm
Straight legs so desks can form groups
Rounded corners



Option for deep or standard desk trays

Standard Heights for all Desks

Year 1-2
560mm high

Year 3-4
625mm high

Year 5-6
685mm high

Year 7-8
725mm high

Optional Extras: Add a modesty panel to the lift top, fixed top, zed desk or single desks

Single Desk

(SKU: 318)

600L x 475D fixed top
With or without desk tray
Straight legs (desks can form groups)
Round corners at front, square corners on back



Option for deep or standard desk trays

Lift Top Desk

(SKU: 102)

600 x 500 top
Comes with desk tray
Frame 32mm
Straight legs (desks can form groups)
Rounded corners rounded
Heavy duty steel hinge with steel pivot



Option for deep or standard desk trays

Double Desk

(SKU: 319)

1200L x 600D fixed top
Comes with or without desk trays
Round corners at front, square corners on back



Option for deep or standard desk trays

Straight legs so desks can be placed in groups

Study Carrels

(SKU: 299)

A - Single 800L x 600D x 400H
B - Double 1600L x 600D x 400H
200mm shelf
32mm diameter legs
Solid 2mm PVC edges
Rounded corners
Custom heights or adjustable legs also available



A great option to have a couple of these within a large big learning space.

EF Sweet Seventeen Colour range



Omega Tables

(SKU: 168)

18mm Melteca tops
Solid 2mm PVC Edges
32mm round steel legs



Omega tables give you flexibility to change the shape to suit different tasks during the day. The Connecta table also gives you the group stand-alone table.



Optional Extras:
Adjustable legs - 530 | 625 | 685 | 725 mm
With 4 locking castors
Whiteboard tops



Year 1-6	950 Ø A	950 Ø B	950 - Connecta 1600 x 800 C
Year 7-13	1100 Ø D	1100 Ø E	1100 - Connecta 1800 x 950 F

Classroom Tables

(SKU: 85)

18mm Melteca tops or
Whiteboard top with rounded corners
Solid 2mm PVC edges
32mm round steel legs

Sizes Available

- 800L x 600/800D
- 1200L x 600/800D
- 1600L x 600/800D
- 1800L x 600/800D

Or any size on request



Tables can be made with adjustable legs so heights can be changed for different age groups and activities

A staple piece of classroom furniture



Optional Extras:
Adjustable legs - 530 - 625 - 685 - 725 mm
Tall Tables 800 and 900 high
With 4 locking castors
Heavy duty frame with 51mm round legs
Other sizes available on request


Replacement Tops Use your existing frames and refresh your school's tables with replacement tops. Available in our full range of colours/finishes, shapes and sizes

Switch Tables

(SKU: 163)

A - 800L x 800D Year 1-6
B - 1000L x 1000D Year 7-13
18mm Melteca tops
Solid 2mm PVC edges
32mm round steel legs

Switches offer lots of flexibility - working well as individual tables for four students or placed together in larger groups



Optional Extras:
Adjustable legs - 530 | 625 | 685 | 725 mm
Whiteboard top
Heavy duty frame with 51 mm round legs

Tall Tables

(SKU: 130)

800H - Year 1-4
900H - Year 4-13
Heavy duty frame with 51mm round legs

Perfect for students of all ages working teamed up with our Pepper Stools or MLE Stools.



Size options
1200L x 600D/800D
1600L x 600D/800D
1800L x 600D/800D
1200L x 1200D
1200L x 1800D
1200L x 2400D



EF Sweet Seventeen Colour range



Kneeler Table

(SKU: 163)

Two sizes:

- A** - 1200L x 400D x 400H
 - B** - 1200L x 600D x 400H
- 32mm round steel legs
18mm Melteca tops with solid 2mm PVC edges

Pair with our Fritters (SKU: 172) and add a whiteboard top to create a low tech collaborative learning solution



Optional Extras:

Adjustable legs - 530 | 625 | 685 | 725 mm
With 4 locking castors
Whiteboard tops

Great in ECE's, libraries and Junior classrooms

Round Table

(SKU: 87)

Two sizes:

- A** - 900 diameter
 - B** - 1200 diameter
- 530H without adjustable legs

18mm Melteca tops with solid 2mm PVC edges

32mm round steel legs

Change Melteca to whiteboard top



Useful in classrooms, libraries and meeting rooms

Optional Extras:

Adjustable legs - 530 | 625 | 685 | 725 mm
With 4 locking castors

Teacher Desks

(SKU: 338, 339 & 322)

- A** - SKU 338 - 1200L
 - B** - SKU 339 - 1500L
 - C** - SKU 322 - 1500L
- All 700D x 725H
All drawers complete with steel runners
Heavy duty steel frame
Modest panel on the front and sides



Two standard drawers and 1 deep drawer



1500L with upstand

Made especially for teachers

Converse Bar Leaner

(SKU: 766)

- A** - 1500L x 700D
- B** - 1600L x 800D
- C** - 1800L x 800D

Can be made at either 1050H or 900H
Powdercoated A frame including 50 x 50 legs and 50 x 25 rails

Great in staffrooms

25mm Melteca tops with solid 2mm PVC edges



Works well teamed up with our Emi Stools, Luna Stools or Konfurb Pala Stools



Kompact Bar Leaner

(SKU: 765)

- A** - 1500L x 700D
- B** - 1600L x 800D
- C** - 1800L x 800D

Can be made at either 1050H or 900H
32 x 32 solid steel powdercoated H frame

25mm Melteca tops in any of our Educated and Standard colour ranges.



Great in staffrooms

Kompact works well teamed up with our **Emi Stools** (SKU: 271), **Luna Stools** (SKU: 507) or **Konfurb Pala Stools** (SKU: 656)

Pavo/Orion Bar Leaner

(SKU: 762)

- A** - 600L x 600D square
 - B** - 700L x 600D rectangle
 - C** - 800L x 800D square
 - D** - 600 diameter round
 - E** - 700 diameter round
- Overall height 1085mm
Adjustable feet for uneven surfaces
25mm Melteca tops



Great in staffrooms and meeting rooms

Stable brushed stainless steel base. Can also be powdercoated in black



EF Sweet Seventeen Colour range




Workstation Range

Our workstations are made to order so you can customise them to suit your environment. Choose your base/leg system, the shape of the top you want and then the top size.

Choose your base/legs



Slab End (SKU: 533)
 25mm Melteca tops and base with rounded corners
 Complete with 400mm modesty panel
 Full modesty panel can be added on request



iQuad Legs (SKU: 806)
 25mm Melteca tops with square corners
 Solid welded steel frame
 50x50 square legs with 50x25 support rails
 Modesty panels can be added



iQuad+ Legs (SKU: 831)
 25mm Melteca tops with square corners
 Solid welded steel frame
 50x50 square legs with ladder detail
 Modesty panels can be added

Specifications required:
 Left and right measurement as well as depth
 i.e 1200L x 600D & 1800L x 800D R
 Workstations come standard with a cable port in the corner of the top. More can be added on request.
 Custom made sizes all P.O.A

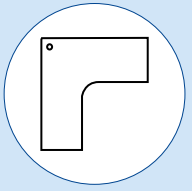


Comes fully assembled

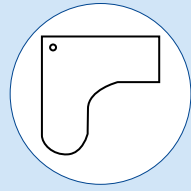
All our workstations are high quality, heavy duty and built to last

Choose your top shape and colour/finish

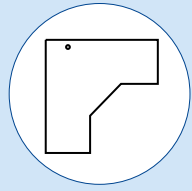
Workstation tops can be made in any of the following shapes and in any of our colours/finishes below



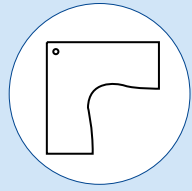
Q300



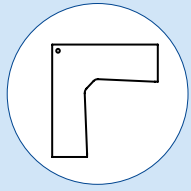
Oval End



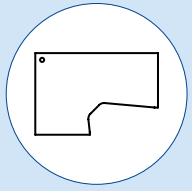
Alpine



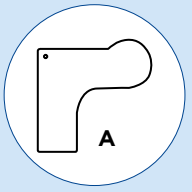
Scallop



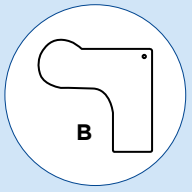
Duo Long



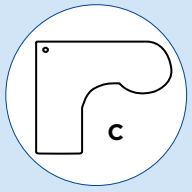
Duo Short



Contour P-End
 Right & Left Hand 'P' Facing away
 Must be 2200L

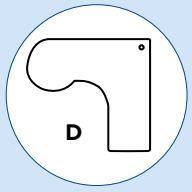


B



C

Contour P-End
 Left & Right Hand 'P' Facing away
 Must be 2200L



D

Choose the top length and width

Standard lengths available 1200, 1800, 2000, 2400

- 1200L x 1800W (left or right)
- 1200L x 2000W (left or right)
- 1200L x 2400W (left or right)
- 1800L x 1800W (left or right)
- 1800L x 2000W (left or right)
- 1800L x 2400W (left or right)
- 2000L x 2000 (left or right)
- 2400Lx 2400 (left or right)

Any combination is available with length, width and depth. See the measurement diagram to the right for a better understanding.

Choose the top depth

600D, 700D, 750D, 800D
 Or any other increment you specify



EF Sweet Seventeen Colour range



Desk Range


Our desks are made to order so you can customise them to suit your environment. Choose your base/leg system, the shape of the top you want and then the dimensions, remembering to note which side the "Ovals & P's" are on.

Choose your base/legs



Slab End (SKU: 533)

25mm Melteca tops and base with rounded corners
Complete with 400mm modesty panel
Full modesty panel can be added on request



iQuad Legs (SKU: 806)

25mm Melteca tops with square corners
Solid welded steel frame
50x50 square legs with 50x25 support rails
Modesty panels can be added



iQuad+ Legs (SKU: 831)

25mm Melteca tops with square corners
Solid welded steel frame
50x50 square legs with ladder detail
Modesty panels can be added

Specifications required:

Provide desk length, depth and top shape
i.e 1800L x 800D Contour top
Desks come standard with a cable port. More can be added on request.
Custom made sizes all P.O.A

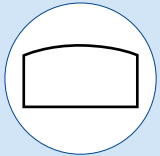


All our desks are high quality, heavy duty and built to last

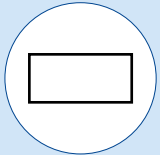
Comes fully assembled

Choose your top shape, dimensions and colour/finish

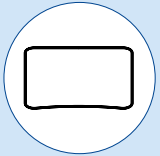
Workstation tops can be made in any of the following shapes and in any of our colours/finishes below



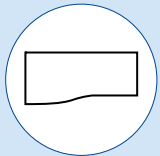
Curve Desk - This curved front desk adds an inviting impression and extra depth for additional work space.
Lengths: 1600, 1800, 2000L, 2400L
Depths: 800 to 900D



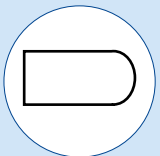
Straight Desk - This practical desk fits well in any symmetrical room
Lengths: 1200, 1600, 1800, 2000, 2200, 2400L
Depths: 600, 700, 750, 800D



Contour Desk - Comfort curve in middle of desk
Lengths: 1600, 1800, 2000, 2400L
Depths: 600, 700, 750, 800D



Wave Desk - An elegant curved desk featuring a deeper work space on one side.
Lengths: 600, 1800, 2000, 2400L
Depths: 600 to 800D



Oval End Desk - A user friendly design that can be used as a meeting/boardroom table end.
Lengths: 1600L, 1800L, 2000L, 2400L
Depths: 600, 700, 750, 800D



P-End Desk - A conference end desk. Ideal for meetings or just additional workspace. Available in left hand or right hand options with the P-end facing or away.
Lengths: 2200, 2400L
Depths: 700D with 900mm 'P'



EF Sweet Seventeen Colour range



Pavo Table

(SKU: 854)

Rectangle (2 bases)

- A - 1800L x 800D
- B - 2000L x 1000D
- C - 2400L x 1200D

Square (1 base)

- D - 800L x 800D
 - E - 900L x 900D
 - F - 1000L x 1000D
- Overall height 750mm



Great in staffrooms and meeting rooms



25mm Melteca tops

Brushed stainless steel base

Orion Table

(SKU: 853)

Rectangle (2 bases)

- A - 1800L x 800D
- B - 2000L x 1000D
- C - 2400L x 1200D

Round (1 base)

- D - 900 diameter
 - E - 1000 diameter
 - F - 1200 diameter
- Overall height 750mm
25mm Melteca tops

Great in staffrooms and meeting rooms



Stable brushed stainless steel base. Can also be powdercoated in black

iQuad Table

(SKU: 802)

- A - 800L x 800D x 725H
- B - 1200L x 800D x 725H
- C - 1600L x 800D x 725H
- D - 1800L x 800D x 725H
- E - 2000L x 800D x 725H
- F - 800L x 800D x 725H
- G - 1200L x 800D x 725H
- H - 1600L x 800D x 725H
- I - 1800L x 800D x 725H
- J - 2000L x 800D x 725H



25mm Melteca tops with square corners




Great in staffrooms and meeting rooms

50mm powdercoated square legs with 50 x 25 heavy duty rails

iQuad Coffee Table

(SKU: 801)

Quality heavy duty coffee table
Three standard sizes:
A - 600L x 600D
B - 800L x 600D
C - 1200L x 600D
25mm Melteca tops with square corners
Can also be made to size



Great in staffrooms and reception areas

50mm powdercoated square legs with 50 x 25 heavy duty rails

Agile Electronic Desk and Workstation


(SKU: 566)

Smooth silent path so no co-worker disturbance
Digital height readout with 4 point memory
25mm work surface with matching PVC edge
Two column height range 680 - 1130mm including work surface
Single motor up and down speed 22mm/sec

Workstation (SKU: 566)

- A - 1500L x 1500L x 700D
- B - 1800L x 1800L x 700D

Both have 12 year guarantee on frame and motor



Select you frame and top colour

Great in offices and administration areas



100 kg weight rating

- Frame Colours
- White
 - Black
 - Silver
- Top Colours
- White
 - Nordic Maple
 - Atlantic Oak

EF Sweet Seventeen Colour range



Educational Units

iPad and Chromebook Storage Units

(SKU: 420)

Mount your powerpack and plugs on the back and thread the plugs through the cable port holes



Slot size for all units
260W x 35D x 250H
Maximum Height 425mm

Heavy duty castors and fully lockable

2 rows - holds 16 tablets 620L x 600D x 725H

3 rows - holds 24 tablets 840L x 600D x 725H

4 rows - holds 32 tablets 1175L x 600D x 725H

Add power boards

Includes surge protection

2 Row Unit	+ \$189
3 Row Unit	+ \$221
4 Row Unit	+ \$252

Laptop Storage Units (12, 15, 24 and 30 Slots)

(SKU: 400 & 401)

Holes for power cords at back
Grills for ventilation

Heavy duty locking castors bolted through base and handle on one end



Slot size
395L x 395D x 50H

12 Slot - holds 12 laptops 800L x 500D x 1100H

15 Slot - holds 15 laptops 800L x 500D x 1180H

24 Slot - holds 24 laptops 1200L x 500D x 1100H

30 Slot - holds 30 laptops 1200L x 500D x 1180H

Add power boards

Includes surge protection

12, 15 & 24 Slot Unit	+ \$189
30 Slot Unit	+ \$221

Teacher Work Podiums

(SKU: 501)

A Drawer and Cupboard Podium

600W x 600D x 1000mm high
4 outlet power box with surge protector
Pull out shelf on heavy duty runners
1 heavy duty lockable drawer
1 lockable cupboard with 1 adjustable shelf

B Three Drawer Podium

600W x 600D x 1000mm high
4 outlet power box with surge protector
Pull out shelf on heavy duty runners
3 heavy duty lockable drawers



75mm heavy duty locking castors for easy movement around the classroom

Shaped curved top with 120mm high upstand and decorative front panel

Sick Bay Bed

(SKU:451)

1800L x 780D x 480H
Stylish and practical sick bay bed solution that is fully mobile
Navy vinyl mattress for easy cleaning
Solid Melteca construction in your choice of colours/finishes



Three large drawers for storage

Industrial rubber wheeled castors

EF Sweet Seventeen Colour range



Fixed Electronic Device Cupboard

(SKU: 915R)

700W x 400D x 2000H
 Ventilated cupboard with twelve slots for tablet or laptop storage and two small cubby holes for other items
 Melteca construction with the option to have different colours on the inside and outside of the unit

Open shelving above the cupboard with three adjustable shelves - 290mm deep

Cupboard fully lockable for secure device storage



Powerpacks can be installed inside the unit and cables tidily run out the back of the unit

Device slot size
 395W x 395D x 50H

Add power boards

Includes surge protection	
2 Row Unit	+ \$189
3 Row Unit	+ \$221
4 Row Unit	+ \$252

Teacher Station

(SKU: 7)



Drawer access from both sides with one locking cupboard

A great option to have a couple of these within a big learning space.

Great for collaborative learning

Teacher Station

(SKU: 4)



Drawer access from both sides

Shelf access from both sides

All Teacher Stations Specs	900L x 450D x 550H Total height 1150mm	Magnetic whiteboard on both sides	Board size 900mm x 600mm	Industrial rubber wheeled castors	Clips on both whiteboards
----------------------------	---	-----------------------------------	--------------------------	-----------------------------------	---------------------------

Optional Extras for all Teacher Stations: Replace whiteboard with a vertiface backing or blue/grey pinboard

Teacher Station

(SKU: 73)



Easily shifted around the classroom and castors can be locked in place

Complete with 3 small and 3 large tote trays

Use these to create different learning areas in the classroom

Teacher Station

(SKU: 1)



Drawer and shelf access from both side

On industrial rubber wheeled castors for portability

All dimensions in millimetres (mm) unless otherwise stated

Reading Retreat

(SKU: 519)

1800L x 1600H x 600D
 solid Melteca construction
 Cubes/Trays included

Great in libraries and classrooms



50mm Foam seat covered in Pacific Vinyl colour of your choice

Bag Trolley

(SKU: 133)

A: 1800L x 600D x 1300H
 30 aluminium hooks
B: 1200L x 600D x 1300H
 18 aluminium hooks

Melteca for indoor use
 White Ply for exterior use (suitable for covered deck or verandahs)



Double sided Industrial castors

EF Sweet Seventeen Colour range



(SKU: 176)

EN One Chair

All you need in a chair.

Exclusive to Educated Furniture

Our very best polypropylene chair, the EN One's child friendly design offers fantastic ergonomics and all day comfort and flexibility.

It's easy to stack and can fit an incredible 21 high within a 2 meter space. The intelligent one piece form makes it simple to clean and is suitable for both indoor and outdoor use.



EN ONE3 Yrs 1 - 2

EN ONE4 Yrs 3 - 4

EN ONE5 Yrs 5 - 6

EN ONE6 Yrs 7 - 13

100% recyclable

Exceptional ergonomics

Huge 21 year warranty

Weight limit of 150kg

Lightweight, durable and stackable



Find out more

Chairs and Stools

Pepper Stool

(SKU: 124)

With a contoured polypropylene seat, solid steel frame and plenty of colours to choose from, the Pepper Stool is sure to be a great addition to your classroom.

With three height options to choose from the Pepper Stool also caters to students from Year 1 through to Year 13.



MLE Stools

(SKU: 126)

Four heights available:
400, 450, 550, 660mm
19mm square steel frame
45mm thick foam seat
Non-skid rubber feet

We recommend choosing a very hard wearing stain resistant fabric that will withstand being punctured and can still be cleaned when required



Stools cater to students of all age groups

Envy Chair

(SKU: 234)

Polypropylene Seat
Quality chrome plated tubular frame
Free trolley with every 40 Envy Chairs ordered
NB White an indent colour



Stackable and linkable making these ideal for school halls and auditoriums



Optional Extras
Additional trolleys can be purchased as required

Rainbow Chairs

(SKU: 117)

Year 0-2 310H

Year 3-4 360H

Polypropylene seat
Stackable (without arms)
Heavy duty frame with a grey hammertone powder coat finish



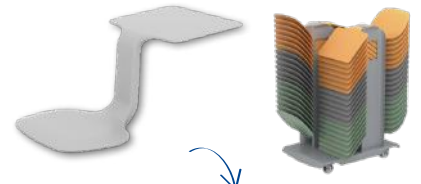
These little chairs are great for pre-school and primary school aged children and co-ordinate perfectly with our Melteca colours

Optional Extras:
Add arms
Add adjustable legs
Add adjustable legs and arms

ZTool

(SKU: 178)

660 x 570 x 400mm
Weight: 1.7 kg
Versatile work surface for writing or using laptops on the ground, in a chair or outdoors



Portable and stackable with no assembly required



Lightweight one-piece design



Optional Extras:
Ztool trolleys: **From \$265**

High Bob Stool

(SKU: 127)

The reinforced polypropylene shell and quality steel frame make this stool lightweight, strong and durable as well as very easy to clean.

Overall dimensions:
510W 535D x 660H

25mm round solid-welded steel frame



Flexible back providing posture support and allowing movement

Re-inforced, lightweight polypropylene shell



Titan Chairs

(SKU: 175)

Made from virgin polypropylene
160kg weight rating
(size 6 chair)
Stacked up to 12 high

5 sizes available
310 - 460mm high



Lightweight and stackable



Size 2 - 310H Preschool
Size 3 - 350H Year 1-2
Size 4 - 380H Year 3-4
Size 5 - 430H Year 5-6
Size 6 - 460H Year 7-13

Teardrop Bean Bags

(SKU: 473)

Premium canvas
12 month warranty

Bean bags come pre-filled with liners inside

Black piping and air vents in base



Luna Visitor Chair

(SKU: 508)

470W x 440D x 420H
Seat cushion 440mm thick
Solid oak legs
15 year guarantee
100kg weight rating
Flexible polypropylene shell in Black or White.



Seat cushion can be made in any of the Breathe or Crown Fabric ranges. See swatches on our website. Other fabrics in our range can be chosen on request.

Shell Colour



Fritter Floor Cushions

(SKU: 172)

Size 500mm diameter
80mm thick
Heavy duty foam with vinyl cover
12 month warranty



Optional Extras:

Fritter trolleys: **From \$172**
Single trolley #472a (holds 10)
Double trolley #472b (holds 20)
Triple trolley #472c (holds 30)

Peekaboo Stool

(SKU: 302)

(min 4 stools per order)

Made from durable plastic, it is lightweight and stackable for easy storage. The award-winning design prevents the 'vacuum effect' when stacked together, and unstacks as easily as it stacks.

400W X 410D X 467H
Back: 50H
Seat: 340W x 300D

Easy to clean and no parts to repair

Soft peel shaped top acts as a backrest and carry handle

Easy to clean and no parts to repair



100% recyclable



Bloom Stool

(SKU: 303)

310H - Size 2 Year 0-2
370H - Size 3 Year 3-4
450H - Size 4 Year 5-13

Perfect for the classroom, the Bloom Stool is a motion seating solution that allows students to gently rock or wobble while simultaneously focussing on their school work.

Standard 330mm diameter for all sizes.
400W X 410D X 467H
Back: 50H
Seat: 340W x 300D

Rubberised base and seat feel secure and prevent slipping, even on smooth surfaces.

Strong, lightweight, easy to move and easy to clean.

Can be easily arranged into a group setting or used individually





(SKU: 180a)

Summit Chair

Complete with heavy duty steel frame, moulded seat and flexible back, the Summit Chair is a long lasting and great value multi-functional school chair.

Also available as a gas lift and an architectural gas lift.

A colour to suit any environment



A size to fit every age group

Sizes	Heights	Seat size	Colours	
Year 1-2	310mm	Small	● ● ● ●	Yrs 1 - 2 Chair
Year 3-4	360mm	Medium	● ● ● ●	Yrs 3 - 4 Chair
Year 5-6	400mm	Medium	● ● ● ● ●	Yrs 5 - 6 Chair
Year 7-13	450mm	Large	● ● ● ● ● ●	Yrs 7 - 13 Chair

Emi Stool

(SKU: 271)

Made from recyclable UV treated polypropylene
No assembly required
Overall Height: 985
Seat: 475W x 475D




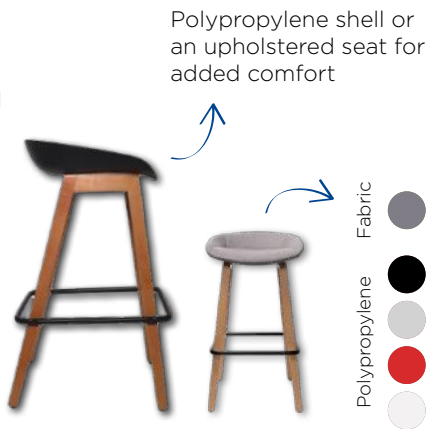
Light, stackable, portable and can stand up to unpredictable outdoor environments



Konfurb Pala

(SKU: 656)

440W x 510D x 820H
Stylish seating option for staffrooms
Solid wood natural colour frame with black powder coated steel footrest
Adjustable height levelling glides



Taurus Stool


(SKU: 254)

Size: 435W X 750H
Great for staff rooms, communal areas, or even in the classroom.



Comes in black with a chrome base

Comfortable, durable, easy to clean and stackable



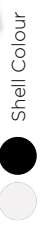
Luna Barstool

(SKU: 507)

410W x 350D x 740H
Seat cushion 380mm thick
Stylish seating option for staffrooms
Solid oak legs
15 year guarantee
100kg weight rating
Flexible polypropylene shell in Black or White.



Seat cushion can be made in any of the Breathe or Crown Fabric ranges. See swatches on our website. Other fabrics in our range can be chosen on request.



Buro Roma Mid Back Chair

(SKU: 240)

630W x 600D x 1120H
Back: 430W x 445H
Seat: 460-590H
130 x 48mm gas lift

Optional Extras:

Height and width adjustable arms
3 lever with seat slide
Customer specified fabric



Also available in a High Back model **SKU 241 HB Roma Chair**

Great teacher's chair




Buro Metro II

(SKU: 244)

Overall: 630W x 610D x 995H
Seat size: 520W x 490D
Back size: 470W x 530H
Seat height: 470 - 660H

Independently adjustable seat and back tilt - free floating or lockable

Ratchet height adjustable back/lumbar



Optional Extras:

Height adjustable arms | Polished aluminium base
3 lever with seat slide
4 lever mechanism with deluxe seat tilt and tension adjustment

Konfurb Luna

(SKU: 667)

640W x 640D x 1075H
Back: 430W x 550H
Seat: 500W x 480D

Breathable mesh back and high density polyurethane seat foam for durability and comfort



Synchronised seat and back tilt and tension adjustment

Optional Extras:

Soft PU castors | Chrome gas lift
Height adjustable arms | Headrest
Polished aluminium base

Buro Roma HB 24/7

(SKU: 241)

Overall: 630W x 600D x 1180H
Seat size: 520W x 410-460D
Back size: 450W x 535H
Seat height: 460 - 590H

Built to withstand the rigours of multi-users without compromising on comfort or support



Polyurethane moulded foam seat



Optional Extras:

Soft PU castors
Customer specified fabric (seat only)




Buro Mentor

(SKU: 662)

635W x 640D x 1020H
Back: 485W x 575H
Seat: 515W x 480D

Synchronised seat and backrest angle with 4 position locking adjustment

Polyurethane moulded foam seat



Black nylon of polished aluminium base

Optional Extras:

Height and width adjustable arms
3 lever with seat slide
Customer specified fabric (seat only)

Buro Dakota II

(SKU: 242)

Overall: 660W x 730D x 1150H
Seat: 470-535H
Back size: 500W x 720H
Seat height: 470 - 535H
A stylish heavy duty executive chair for any boardroom or office

Body weight tension adjustment

Fixed PU capped arm rests and 60mm castors

Independently adjustable seat and back tilt



Black PU

Buro Revo Stool

(SKU: 671)

540W x 500D x 555H
Seat: 350 diameter
Height: 490 - 675H
Adjustable seat height
Great for work spaces, labs and classrooms

High density polyurethane moulded foam



Black nylon or polished aluminium base

Optional Extras:

Architectural 270mm gas lift
Height adjustable chrome foot ring
Customer specified fabric

Black Vinyl

Storage and Display Solutions

Storage Seat

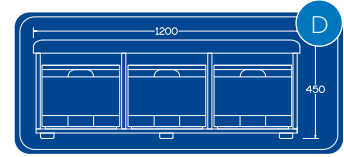
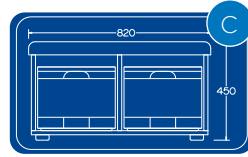
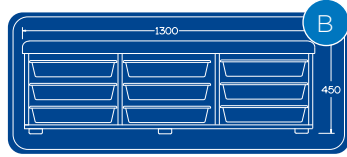
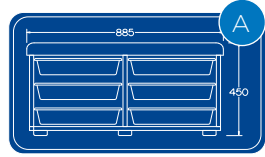
(SKU: 519)

Seating and cubebox/ tote tray storage in one piece
Available in four standard sizes but can also be made to measure



Glides on base

Available in all our melteca colours with a 50mm foam seat covered in Pacifica Vinyl (or your choice of fabric)



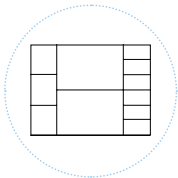
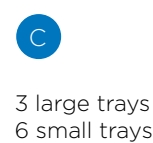
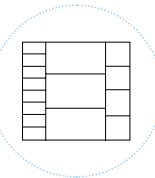
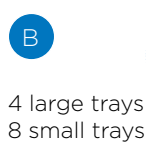
Multi Storage Unit

(SKU: 41)



- A** Industrial rubber wheeled castors
- Shelves for storage of games/puzzles and great for maths, reading, art equipment etc

- A** - 1200L x 1100H x 400D (20 small or 10 large tote trays)
- B** - 1200L x 900H x 400D (4 large & 8 small tote trays)
- C** - 1200L x 700H x 400D (3 large & 6 small tote trays)



Tote Trays (SKU: 42)
Small 400 x 270 x 75 - **\$7**
Large 400 x 270 x 150 - **\$9**
Grey | Red | Blue | Clear



Cube Crates (SKU: 43)
Stand alone or stack
360L x 360W x 280H - **\$15**
Clear | Blue | Grey



Jumbo Multi Storage Unit

(SKU: 49)

1780L x 1100H x 400D

Industrial rubber wheeled castors for portability

Holds 20 small and 10 large trays



Storage Galore - shelves for of games/puzzles and great for maths, reading, art equipment etc

Tote Tray & Cube Box Unit

(SKU: 50)

1650L x 1100H x 400D

Industrial rubber wheeled castors for portability

Holds 3 large and 6 small tote trays as well as 4 cube boxes



Teacher's Storage Cupboard

(SKU: 58)

Keeps items concealed and the classroom tidy

Plinth base

Locks can be added for secure storage

Available in two sizes
A 1200L x 1200H x 400D - Adjustable shelves
B 1200L x 1800H x 400D - 1 fixed & 2 adjustable shelves



Cube Box Storage

(SKU: 51 & 52)

1600L x 1200H x 400D
Comes with or without the cube boxes

Holds 12 cube boxes

Great in storage areas & resource rooms

Also available in 9 cube box size 1200L x 1200H x 400D



EF Sweet Seventeen Colour range



Single Tote Trolley

(SKU: 44)

600L x 570D x 710H
Holds 12 small trays or
6 large trays (ordered
separately)
Double sided

Fully mobile on twin
wheel castors so it can
be shifted around the
classroom

NB: Trays sold separately



Trays
accessible
from both
sides

Double Tote Trolley

(SKU: 45)

980L x 570D x 710H
Holds 24 small trays
or 12 large trays
(ordered separately)
Double sided

Mobile on twin
wheel castors

NB: Trays sold separately



Solid steel
frame

Add Tote Trays | Sizes: Large \$9 Small \$7 | **Colours:** Clear, Blue, Red & Grey

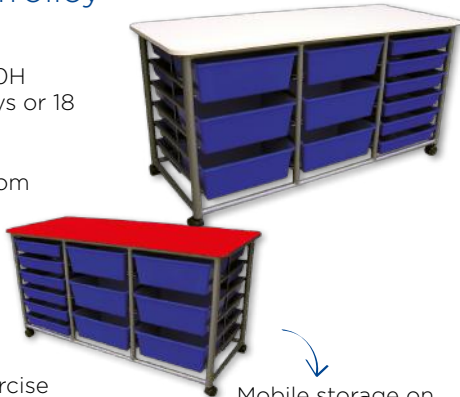
Triple Tote Trolley

(SKU: 46)

1390L x 570D x 710H
Holds 36 small trays or 18
large trays
Double sided
Trays accessible from
both sides
Twin wheel
castors

Great for storing
stationary and exercise
books for each student

NB: Trays sold separately



Mobile storage on
twin wheel lockable
castors

Tote Storage (4 bays)

(SKU: 48)

A - 1200L x 400D x 900H
holds 32 small trays (8 per bay) or
16 large trays (4 per bay)
B - 1200L x 400D x 1100H
holds 40 small trays (10 per bay)
or 20 large trays (5 per bay)
Unit can hold a combination of
small and large trays

Perfect for keeping
stationary, exercise books
and other teaching
resources
organised

NB: Trays sold separately



Industrial rubber
wheeled castors

Tote Storage (3 bays)

(SKU: 47)

A - 900L x 400D x 900H
holds 24 small trays (8 per bay) or
12 large trays (4 per bay)
B - 900L x 400D x 1100H
holds 30 small trays (10 per bay)
or 15 large trays (5 per bay)
Unit can hold a combination of
small and large trays

Perfect for keeping stationary,
exercise books and other teaching
resources organised

NB: Trays sold separately

Industrial rubber
wheeled castors



Single Sided Mobile Storage

(SKU: 26)

1200L x 300D x 1000H
Melteca construction
with solid matching back

Four adjustable
shelves for extra
versatility

Industrial rubber
wheeled castors for
easy movement




Also available
as a Double
Sided Mobile
Storage Unit
(SKU: 27)

Curved Library Units

(SKU: 66)

1360L x 525D x 1000H
Double sided unit for libraries and classrooms
Fixed curved shelves
Industrial rubber wheeled locking castors

Great in
libraries and
classrooms



Curved storage
on both sides

Fully mobile unit that
can be used as a
'partition' to separate
learning spaces

Library Tower Units

(SKU: 420)

700L x 700D x 1300H
Industrial rubber wheeled
locking castors

4 sided with 3
adjustable shelves
per side



Access on all
four sides for
book storage and
display

Can easily be
moved around
the library or
classroom



EF Sweet Seventeen Colour range



Seven Tier Book Display

(SKU: 17)

1200L x 500D x 960H
Solid matching back
7 tiers of book display
and 1 open shelf



Optional Extras:

Vertiface backing or
blue/grey pinboard

Fully mobile and can be used
to separate learning spaces

Six Tier Book Display

(SKU: 18)

1200L x 1000H x 500D
Solid matching back
Industrial rubber wheeled
castors



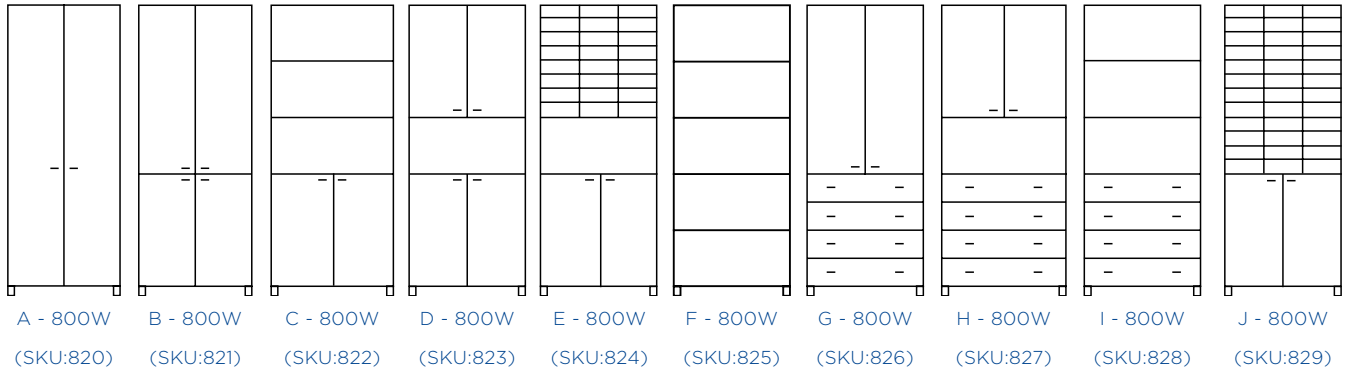
Optional Extras:

Vertiface backing or
blue/grey pinboard

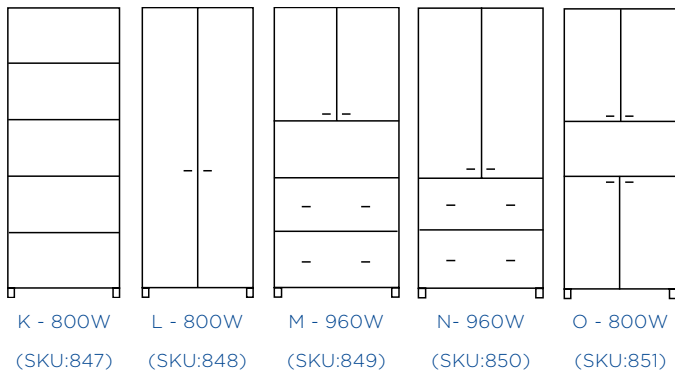
6 tiers of book display and
2 level of open shelves

iQuad Storage Units

(SKU: 820-829 & 847-851)



400mm Deep Base Units



600mm Deep Base Units

These modular units can be mixed and matched to suit any office, staffroom, reception area, resource room or classroom - fitting together to create a tidy, practical and stylish solution to all your storage needs.

All units 2000H
25mm carcass and shelves
18mm drawer fronts and doors
50 x 50 x 80 high square feet
Soft close doors
Quality steel handles
Melteca construction with matching backs and the option to have different colours on the inside and outside of the unit



Custom Storage Solutions

These are just a few examples of the custom modular storage units we've made for school staffrooms, classrooms, reception areas, breakout spaces and more.

If you have a space that desperately needs more storage, get in touch with our Account Managers for a free consultation. They can design a tailor-made storage solution to suit any space and budget.



Needing more storage space?



EF Sweet Seventeen Colour range



Soft Furnishings

Rectangle Ottoman


(SKU: 471)

Four sizes available:

- A** - 1000L x 500D
- B** - 1200L x 600D
- C** - 1500L x 600D
- D** - 1800L x 600D

Or made to your specifications

Available in our Standard Quality, High Quality and Premium Quality ranges. See our website for swatches.



Can be easily moved around and work well in libraries and breakout spaces

Made with glides or steel feet

Can be made at 350, 400 or 450H



Petal Ottomans

(SKU: 468)

400mm diameter and

1.8m fabric

Made with glides only

Available in our Standard Quality, High Quality and

Premium Quality ranges.

See our website for


swatches.

Fits together with our Round 600mm Ottomans (SKU: 462)

Petals work well placed individually or together in a wide variety of arrangements



Can be made at 350, 400 or 450H



Quarter Ottomans

(SKU: 460)

Two sizes available:

A - 1050W x 500D

B - 1500W x 500D

Can be made at 350, 400 or 450H

Made with glides only

Available in our Standard Quality, High Quality and Premium Quality


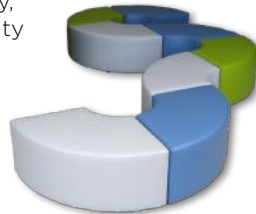
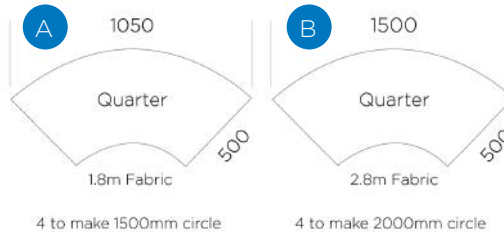
ranges

These versatile ottomans can be placed in a multitude of different configurations

Four quarter ottomans can be placed together with a round table to create an additional work surface

A's - use a 900 diameter table

B's - use a 1200 diameter table



Apollo Couches

(SKU: 486)

A versatile, compact armless

chair with high density foam

All options 750D and 780H

Chair - 570W

2 seater - 1100W

2 1/2-seater - 1470W

3-seater - 1640W

Available in our Standard Quality, High Quality and

Premium Quality ranges.

Comes with metal powdercoated chrome legs



These work really well in staffrooms and waiting areas

Tango Ottomans

(SKU: 702)

Flexible seating for breakout

spaces, libraries and waiting

areas in four configurations

Seat height: 450H

Overall height: 750H

A - Angled piece:

2100L x 1000W x 750H

B - Large straight:

1500L x 1000W x 750H

C - Small straight:

1200L x 1000W x 750H

D - Backless half-round:

700L x 1000W x 700H

Available in our Standard

Quality, High Quality and

Premium Quality ranges



NEW product



(SKU: 106)

Zed Desk

Senior school desk built to last

Our new Zed Desk is built to last and is ideal for senior classrooms where individual and collaborative learning arrangements may be needed.

With a generous work top and frame that does not protrude from the edges, Zed's can form groups or be set apart to create individual exam spaces that help minimise distractions.

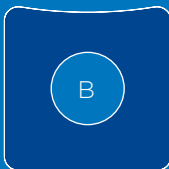

Perfectly paired with our **Summit Chair** (SKU:180a) or our **En One Chair** (SKU:176)

Two top options available:

A Standard with rounded corners - 600L x 600D

B Contour with rounded corners - 600L x 600D

Custom widths of 800L or 1200L also available



A - all top colours **\$183 ea**

B - all top colours **\$191 ea**

Tops can be made in any of our colours/finishes



Designed so Zeds can be placed alone or banked together in groups



Two top shapes available - contour and standard



Heavy duty powdercoated steel frame



Generous space of 525mm between legs - pairs perfectly with our Summit and En One Chairs

EF Sweet Seventeen Colour range



Contact us for a quote!

✉ sales@educatedfurniture.co.nz

☎ 0508 645 397

🌐 educatedfurniture.co.nz