

Lighting

Lighting

espelhosmirrors

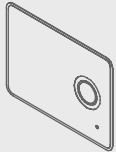
**A iluminação que deseja
num espelho.
Lighting, a linha simples
que se torna transversal a
todas as casas de banho.**

The lighting and reflection
you look for.
Our Lighting range was developed
in a simple way that becomes
transversal to all bathrooms.

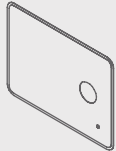
Índice

Index

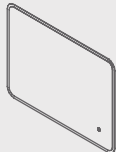
Etna 04-07



04 Etna XL Plus



06 Etna XL

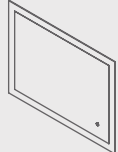


06 Etna

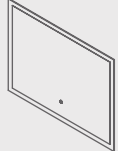


07 Etna Round

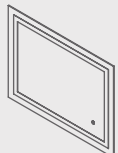
Glow 08



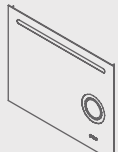
Kaju 10



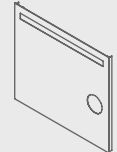
Kuadra 11



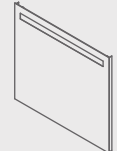
Form 12



Izy 14

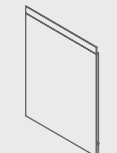


Izy XL

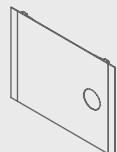


Izy

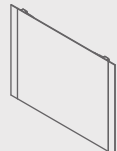
Cosmo 15



Riva 16-17



Riva XL

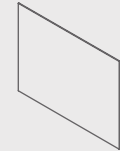


Riva

Onix 18-21



18 Onix

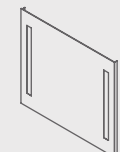


20 Onix Edge



21 Onix Round Edge

Twin 22



Iconografia • Icons



Película anti-ruptura
Anti-breaking film



Sensor touch
Touch sensor



Bluetooth
Bluetooth



Espeelho aumento
Magnifying mirror



Opcional
Optional



Índice protecção IP
Ingress protection IP



Sensor de movimento
IR sensor



Led
Led



Desembaciador
Demister



Classe II
Class II



Regulador luz
Dimmer



Luminária led
Led luminaire



Horizontal/Vertical
Landscape / Portrait

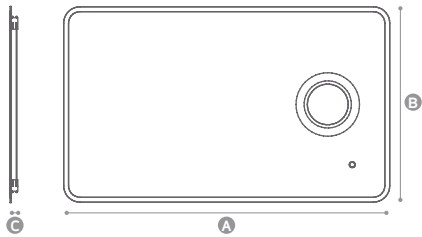


Espelho aumento + Sensor touch
Magnifying mirror + Touch sensor



Iluminação bidirecional
Bidirectional lighting

Etna XL Plus



Dimensões • Dimensions

- A - Comprimento • Length: 800 / 1000 / 1200 / 1400mm
- B - Altura • Height: 600mm
- C - Profundidade • Depth: 25mm

Características técnicas • Technical features

- Espelho claro • Clear mirror - 4mm
- Película anti-ruptura • Anti breaking film
- Iluminação led perimetral e bidirecional • Allround led illumination (frontal + ambient): 4,8W/m | 4000K.
- Espelho de aumento com iluminação • Magnifying mirror with lighting
- Sensor touch ON/OFF (opcional) • ON/OFF touch sensor (optional)
- Desembaciador (opcional) • Demister (optional)



Etna

A iluminação destaca-se pela forma como preenche o espaço da sua casa de banho.

The illumination stands out the way it fills the space in your bathroom.

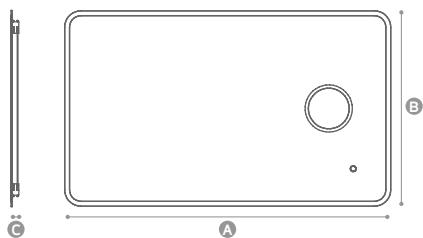






Etna XL

Etna



Dimensões • Dimensions

A - Comprimento • Length: 800 / 1000 / 1200 / 1400mm


B - Altura • Height: 600mm

C - Profundidade • Depth: 25mm

Características técnicas • Technical features

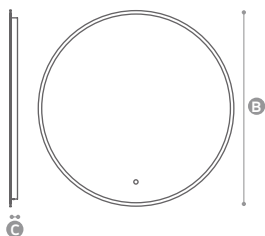
- Espelho claro • Clear mirror - 4mm
- Película anti-ruptura • Anti breaking film
- Iluminação led perimetral e bidirecional • Allround led illumination (frontal + ambient): 4,8W/m | 4000K.
- Espelho de aumento (Etna XL) • Magnifying mirror (Etna XL)
- Sensor touch ON/OFF (opcional) • ON/OFF touch sensor (optional)
- Desembaciador (opcional) • Demister (optional)





Sensor touch • Touch sensor

Etna Round



Dimensões • Dimensions

B - Altura • Height: Ø 500 / 600 / 700 / 800 / 900mm
 C - Profundidade • Depth: 25mm

Características técnicas • Technical features

- Espelho claro • Clear mirror - 4mm
- Película anti-ruptura • Anti breaking film
- Iluminação led perimetral e bidirecional • Allround led illumination (frontal + ambient): 4,8W/m | 4000K.
- Sensor touch ON/OFF (opcional) • ON/OFF touch sensor (optional)
- Desembaciador (opcional) • Demister (optional)





Iluminação frontal + sensor
Frontal illumination + Sensor



Reflector
Reflector

Glow



Dimensões • Dimensions

- A - Comprimento • Length: 800 / 1000 / 1200mm
- B - Altura • Height: 600mm
- C - Profundidade • Depth: 27mm

Características técnicas • Technical features

- Espelho claro • clear mirror - 4mm
- Película anti-ruptura • Anti breaking film
- Iluminação led perimetral frontal • Allround led illumination : 7,2W/m | 4000K.
- Sensor touch ON/OFF (opcional) • ON/OFF touch sensor (optional)
- Desembaciador (opcional) • Demister (optional)



Glow

Um estilo conceptual,
com variações na
iluminação.

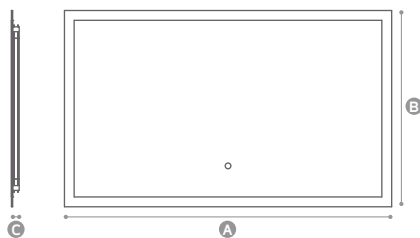
A conceptual style, with
variations in lighting.







Kaju



Dimensões • Dimensions

A - Comprimento • Length: 800 / 1000 / 1200mm

B - Altura • Height: 600mm

C - Profundidade • Depth: 25mm

Características técnicas • Technical features

- Espelho claro • clear mirror - 4mm
- Película anti-ruptura • Anti breaking film
- Iluminação led perimetral bidireccional • Allround led illumination: 7,2W/m | 4000K.
- Sensor touch ON/OFF (opcional) • ON/OFF touch sensor (optional)
- Desembaciador (opcional) • Demister (optional)



Sensor touch • Touch sensor



Kuadra



Dimensões • Dimensions


- A - Comprimento • Length: 800 / 1000 / 1200mm
- B - Altura • Height: 600mm
- C - Profundidade • Depth: 26mm

Características técnicas • Technical features

- Espelho claro • clear mirror - 4mm
- Película anti-ruptura • Anti breaking film
- Iluminação led perimetral frontal • Allround led illumination: 7.2W/m | 4000K.
- Sensor touch ON/OFF (opcional) • ON/OFF touch sensor (optional)
- Desembaciador (opcional) • Demister (optional)



Detalha da aresta • Edge detail



Sensor touch • Touch sensor



Form

Um clássico para qualquer casa de banho!
A iluminação do espelho de aumento
realça o melhor dos detalhes para uma
maquilhagem ou barbear perfeitos.

A classic for any bathroom!

The illumination for the magnifying mirror highlights
the best for the details for a perfect makeup or
shaving .




Espelho aumento
Magnifying mirror



Iluminação frontal e retroiluminação no topo
Frontal and backlighted on top

Form



Dimensões • Dimensions

A - Comprimento • Length: 800 / 900 / 1000 / 1200 / 1400 / 1600mm

B - Altura • Height: 700mm

C - Profundidade • Depth: 25mm

Características técnicas • Technical features


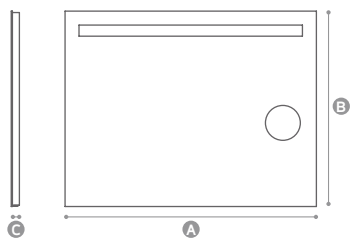
- Espelho claro • clear mirror - 4mm
- Película anti-ruptura • Anti breaking film
- Iluminação frontal e retroiluminado no topo • Frontal and backlighted on top: 9,6W/m | 4000K.
- Espelho aumento com iluminação • Illuminated magnifying mirror
- Sensor touch com regulador de luz • Touch sensor with dimmer
- Desembaciador • Demister





Izy XL

Izy



Dimensões • Dimensions


A - Comprimento • Length: 500 / 600 / 700 / 800 / 900 / 1000 / 1200mm

B - Altura • Height: 700mm

C - Profundidade • Depth: 30mm

Características técnicas • Technical features


- Espelho claro • clear mirror - 4mm
- Película anti-ruptura • Anti breaking film
- Iluminação frontal - Led • Frontal illumination - Led : 8 a 20W/m | 4000K.
- Espelho aumento (Izy XL) • Magnifying mirror (Izy XL)
- Sensor touch / movimento (opcional) • Touch/IR sensor (optional)
- Desembaciador (opcional) • Demister (optional)



Sensor movimento • IR sensor




Sensor touch • Touch sensor



Iluminação bidirecional • Frontal and back illumination

Cosmo



Dimensões • Dimensions

A - Comprimento • Length: (600 / 800) 1000 / 1200 / 1400mm

B - Altura • Height: (800) 700mm

C - Profundidade • Depth: 25mm

Características técnicas • Technical features

- Espelho claro • clear mirror - 4mm
- Película anti-ruptura • Anti breaking film
- Iluminação led bidirecional (topo) e retroiluminado em baixo • Ambient led illumination top and bottom backlight : 9,6W/m | 4000K.
- Sensor movimento (opcional) • IR sensor (optional)
- Desembaciador (opcional) • Demister (optional)





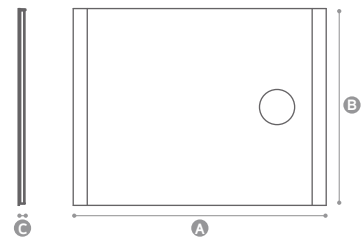


Riva

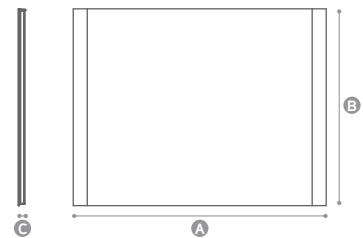
Um espelho contemporâneo para qualquer tipo de design.
A contemporary mirror that match all kinds of design.



Riva XL



Riva



Dimensões • Dimensions

- A - Comprimento • Length: (800) 900 / 1000 / 1200 / 1400mm
- B - Altura • Height: (600) 700mm
- C - Profundidade • Depth: 25mm

Características técnicas • Technical features

- Espelho claro • clear mirror - 4mm
- Película anti-ruptura • Anti breaking film
- Iluminação led bidireccional lateral • Ambient led illumination on the sides : 9,6W/m | 4000K.
- Espelho aumento (Riva XL) • Magnifying mirror (Riva XL)
- Sensor movimento (opcional) • IR sensor (optional)
- Desembaciador (opcional) • Demister (optional)



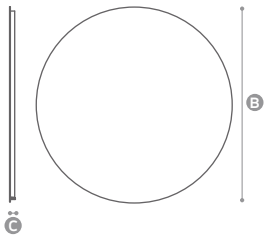


Iluminação ambiente
Ambient illumination



Sensor movimento
IR sensor

Onix



Dimensões • Dimensions

B - Altura • Height: Ø 500 / 600 / 700 / 800 / 900mm
C - Profundidade • Depth: 25mm

Características técnicas • Technical features

- Espelho claro • clear mirror - 4mm
- Película anti-ruptura • Anti breaking film
- Retroiluminação perimetral led • Allround backlighted led illumination: 4,8W/m | 4000K.
- Sensor movimento (opcional) • IR sensor (optional)
- Desembaciador (opcional) • Demister (optional)



Onix


Um design minimalista
que coloca toda ênfase
na iluminação .

A minimalist design, puts all
emphasis on lighting.





Onix Edge



Dimensões • Dimensions


A - Comprimento • Length: 800 / 1000 / 1200 / 1400mm

B - Altura • Height: 600mm


C - Profundidade • Depth: 25mm

Características técnicas • Technical features

- Espelho claro • clear mirror - 4mm
- Película anti-ruptura • Anti breaking film
- Retroiluminação perimetral led • Allround backlighted led illumination: 4,8W/m | 4000K.
- Sensor movimento (opcional) • IR sensor (optional)
- Desembaciador (opcional) • Demister (optional)



Sensor movimento • IR sensor



Retroiluminação • Backlight

Onix Round Edge



Dimensões • Dimensions

A - Comprimento • Length: 800 / 1000 / 1200 / 1400mm

B - Altura • Height: 600mm

C - Profundidade • Depth: 25mm


Características técnicas • Technical features

- Espelho claro • clear mirror - 4mm
- Película anti-ruptura • Anti breaking film
- Retroiluminação perimetral led • Allround backlighted led illumination: 4,8W/m | 4000K.
- Sensor movimento (opcional) • IR sensor (optional)
- Desembaciador (opcional) • Demister (optional)





Twin



Dimensões • Dimensions

A - Comprimento • Length: 600 / 700 / 800 / 900 / 1000 / 1200 / 1400mm

B - Altura • Height: 700mm

C - Profundidade • Depth: 30mm

Características técnicas • Technical features

- Espelho claro • clear mirror - 4mm
- Película anti-ruptura • Anti breaking film
- Iluminação frontal - Led • Frontal illumination - Led: 10W/m | 4000K.
- Sensor movimento (opcional) • IR sensor (optional)
- Sensor touch ON/OFF (opcional) • ON/OFF touch sensor (optional)
- Sistema Bluetooth (opcional) • Bluetooth system (optional)
- Desembaciador (opcional) • Demister (optional)



Pormenor iluminação e aresta • Lighting and edge detail

biselarte[®]

Zona Industrial de Oiã

Apartado 100

3770-908 Oiã

Aveiro - Portugal

tel.: +351 234 729 620

fax: + 351 234 729 621

export@biselarte.com

comercial@biselarte.com

www.biselarte.com

COMPETE
2020  **PORTUGAL**
2020

