

Analysis of nitrosamines by LC-MS/MS and HPLC, using InertSustain AQ-C18 -comparison with PFP column-

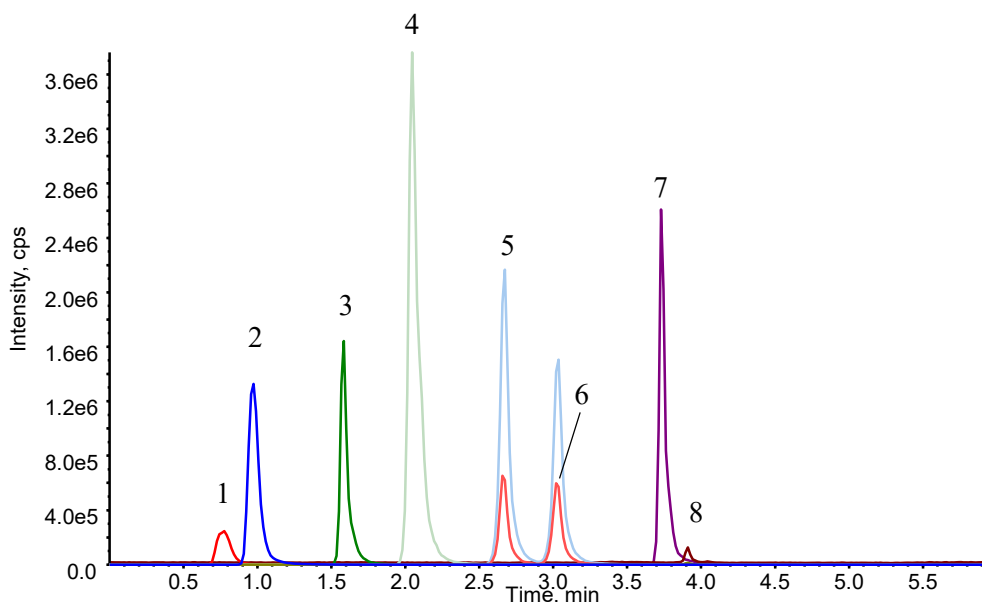
Nitrosamines are carcinogenic substances that have been detected in various products such as pharmaceuticals, chemicals, cosmetics, rubber and plastic products. The Ministry of Health, Labor and Welfare has issued a notice to self-inspect the risk of nitrosamine contamination in pharmaceuticals by April 30, 2023. Analysis examples using InertSustain PFP based on FDA (U.S. Food and Drug Administration) literature are posted on InertSearch LB691.

In this study, we examined analytical conditions for rapid measurement of eight nitrosamines by LC-MS/MS, and were able to perform analysis in 6 minutes using the InertSustain AQ-C18 HP. to introduce. In addition, an example of analysis by HPLC/DAD will also be introduced. (R.Takahashi)

Analysis by LC-MS/MS

Measurement example with InertSustain AQ-C18 HP

① InertSustain AQ-C18 HP 3 μ m, 50 x 2.1 mm I.D.



① Analysis conditions

system : Nexera XR UHPLC system
API 4000 Q TRAP

Eluent : A) 0.1 % HCOOH in CH₃OH
B) 0.1 % HCOOH in H₂O

Time (min)	A (vol%)	B (vol%)
0.0	10	90
0.4	35	65
1.0	40	60
2.5	50	50
2.6	73	27
3.5	78	22
3.6	90	10
4.5	90	10
4.6	10	90
6.0	10	90

Flow rate : 0.4 mL/min

Col.Temp. : 40 °C

Detection : MS/MS
(4000Q TRAP : APCI, Positive, SRM)
CUR CAD NC TEM GS1 ihe
50 7 5 300 70 on

Inj.Vol. : 5 μ L

Samples:

1. N-Nitrosodimethylamine (NDMA)	Q1/Q3 75/58
2. N-Nitrosomorpholine (NMOR)	117/87
3. N-Nitrosodiethylamine (NDEA)	103/75
4. N-Nitrosoethylisopropylamine (NEIPA)	117/75
5. N-Nitrosodiisopropylamine (NDIPA)	131/89
6. N-Nitrosodi-n-propylamine (NDPA)	131/43
7. N-Nitrosodi-n-butylamine (NDBA)	159/103
8. N-Nitrosodiphenylamine (NDPhA)	171/171

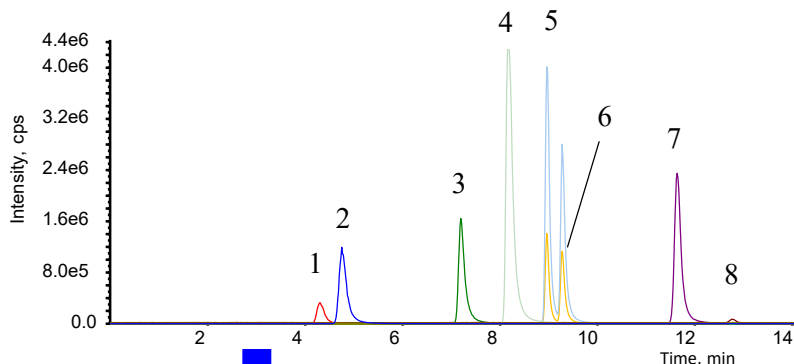
(each 1.0 mg/L in solvent)

Column selection points for analysis of nitrosamines

When high-speed analysis is performed using the PFP column adopted by the FDA, the highly polar components of nitrosamines cannot be separated well, as shown in the figure below. InertSustain AQ-C18 is an ODS column with high inertness (Inert) and high durability (Sustain), designed to retain highly polar compounds more strongly than general ODS columns. The InertSustain AQ-C18 is the best choice for high-speed analysis of nitrosamines, as the separation of highly polar components and peak shape must be carefully considered. However, for actual samples, it is necessary to select a column that considers the separation of interfering components, so it is important to use the correct column according to the situation. Please feel free to contact us if you have any problems with column selection.

High-speed analysis on InertSustain PFP HP column

② InertSustain PFP HP 3μm, 100 x 4.6 mmI.D.
(Published in Inert Search LB691)



② Analysis conditions

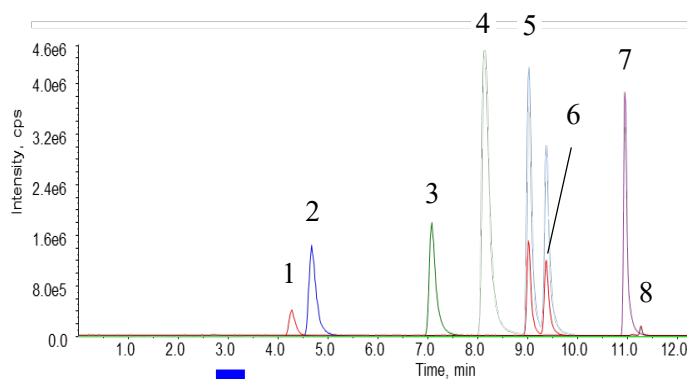
Eluent : A) 0.1 % HCOOH in CH₃OH
B) 0.1 % HCOOH in H₂O

Time (min)	A (vol%)	B (vol%)
0.0	10	90
1.5	10	90
7.0	55	45
17.0	55	45
17.1	90	10
21.0	90	10
21.1	10	90
25.0	10	90

Flow rate : 0.6 mL/min
Inj.Vol. : 15 μL

* Other conditions are the same as ①.

③ InertSustain PFP HP 3μm, 100 x 4.6 mmI.D.



③④ Analysis conditions

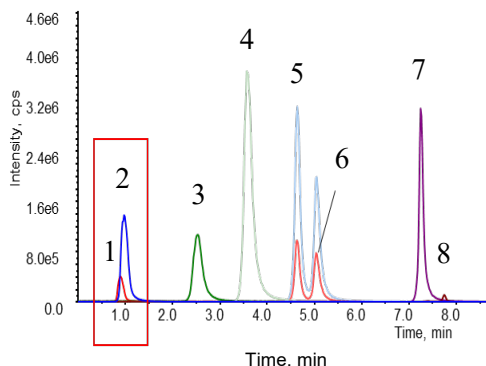
Eluent : A) 0.1 % HCOOH in CH₃OH
B) 0.1 % HCOOH in H₂O

Time (min)	A (vol%)	B (vol%)
0.0	10	90
1.0	10	90
8.0	60	40
10.5	90	10
12.0	90	10
12.1	10	90
15.0	10	90

Flow rate : 0.6 mL/min
Inj.Vol. : 15 μL

* Other conditions are the same as ①.

④ InertSustain PFP HP 3μm, 100 x 2.1 mmI.D.



Samples:

- | | |
|---|-------------|
| 1. N-Nitrosodimethylamine (NDMA) | Q1/Q3 75/58 |
| 2. N-Nitrosomorpholine (NMOR) | 117/87 |
| 3. N-Nitrosodiethylamine (NDEA) | 103/75 |
| 4. N-Nitrosoethylisopropylamine (NEIPA) | 117/75 |
| 5. N-Nitrosodiisopropylamine (NDIPA) | 131/89 |
| 6. N-Nitrosodi-n-propylamine (NDPA) | 131/43 |
| ↓-Nitrosodi-n-butylamine (NDBA) | 159/103 |
| ↓-Nitrosodiphenylamine (NDPhA) | 171/171 |

(each 1.0 mg/L in solvent)

High-speed analysis reduces resolution on PFP columns.

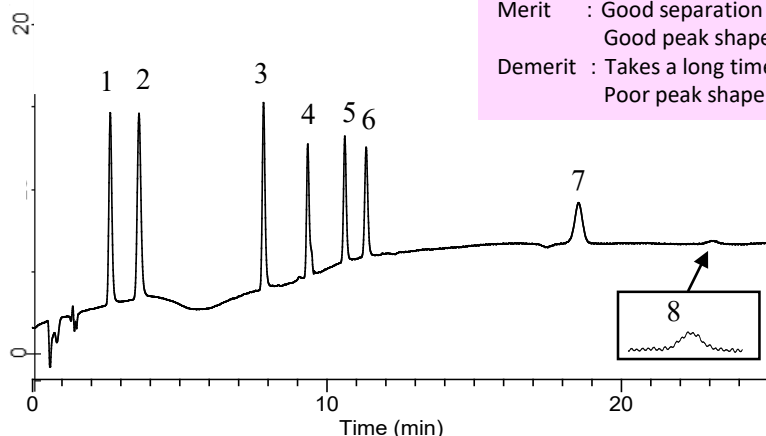
Analysis example by HPLC/DAD

InertSustain PFP HP and InertSustain AQ-C18 HP with the same column size (3 μm, 100 x 4.6 mm I.D.) were analyzed by HPLC/DAD, and the measurement results at UV 240 nm and the characteristics when comparing the two columns are described. Also, the UV absorption spectrum from 220 to 400 nm obtained with the DAD detector is shown on the next page. As with LC/MS/MS, please select a column according to the analytical components and contaminant components.

Measurement example when analyzed with the same method

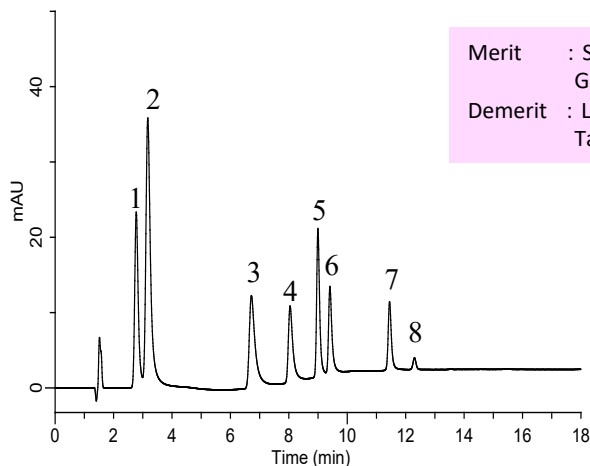
Example of InertSustain AQ-C18 HP

Comparing the two columns...



Merit : Good separation
 Good peak shape for weakly retained components
 Demerit : Takes a long time to measure
 Poor peak shape for components with strong retention

Example of InertSustain PFP HP



Merit : Short measurement time
 Good peak shape even for components with strong retention
 Demerit : Low resolution
 Tailin g is likely to occur depending on the ingredients

Analysis conditions

System : Primaide HPLC system
 Flow rate : 1.0 mL/min
 Col.Temp. : 40 °C
 Detection : UV 240 nm
 (1430 Diode Array Detector)
 Inj.Vol. : 10 μL

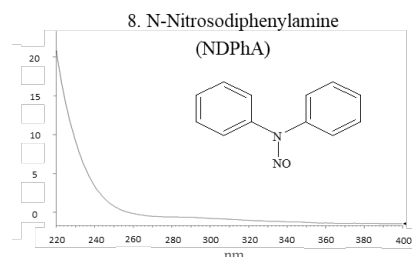
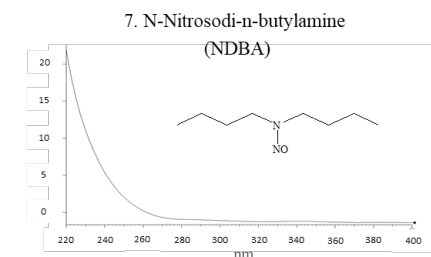
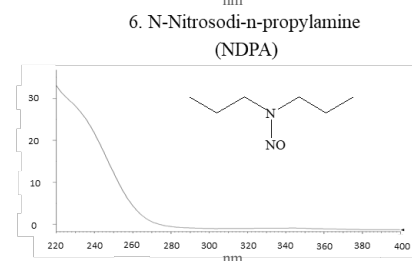
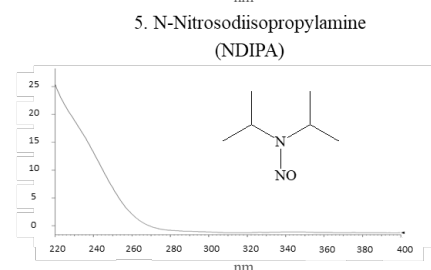
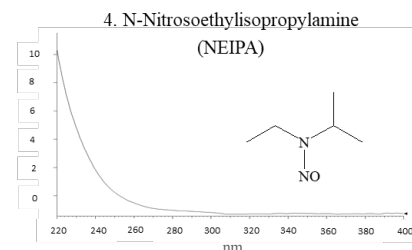
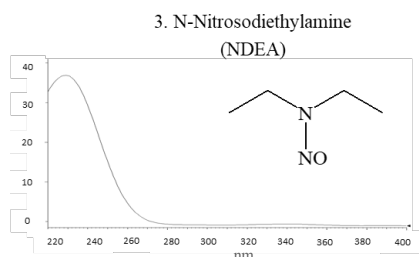
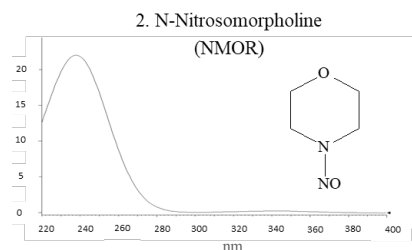
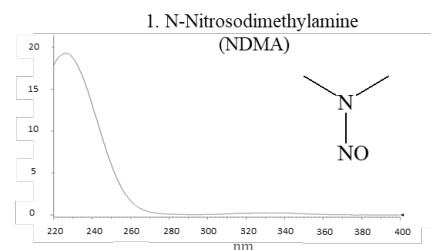
Eluent : A) CH₃OH
 B) H₂O

Time (min)	A (vol%)	B (vol%)
0.0	10	90
1.5	10	90
7.0	55	45
30.0	55	45
30.1	90	10
35.0	90	10
35.1	10	90
40.0	10	90

Samples:

1. N-Nitrosodimethylamine (NDMA)
 2. N-Nitrosomorpholine (NMOR)
 3. N-Nitrosodiethylamine (NDEA)
 4. N-Nitrosoethylisopropylamine (NEIPA)
 5. N-Nitrosodiisopropylamine (NDIPA)
 6. N-Nitrosodi-n-propylamine (NDPA)
 7. N-Nitrosodi-n-butylamine (NDBA)
 8. N-Nitrosodiphenylamine (NDPhA)
- (each 5 mg/L in solvent)

UV spectrum



Structures are created using Chemistry 4-D Draw which is provided by ChemInnovation Software, Inc.

Product used

Column	Size	Cat. No.
InerttSustain AQ-C18 HP	3µm, 100 x 2.1 mmI.D.	5020-89923
InerttSustain AQ-C18 HP	3µm, 50 x 2.1 mmI.D.	5020-89921
InerttSustain AQ-C18 HP	3 µm, 100 x 4.6 mmI.D.	5020-89935
InerttSustain PFP HP	3 µm, 100 x 4.6 mmI.D.	5020-87932
InerttSustain PFP HP	3µm, 100 x 2.1 mmI.D.	5020-87920

GL Sciences disclaims any and all responsibility for any injury or damage which may be caused by this data directly or indirectly. We reserve the right to amend this information or data at any time and without any prior announcement.

GL Sciences Inc. Japan
22-1 Nishishinjuku 6-chome
Shinjuku-ku, Tokyo
163-1130, Japan

Phone: +81-3-5323-6620
Fax: +81-3-5323-6621
Email: world@glsc.co.jp
Web: www.glsciences.com

GL Sciences Inc. USA
4733 Torrance Blvd. Suite 255
Torrance, CA 90503
USA

Phone: +1-310-265-4424
Fax: +1-310-265-4425
Email: info@glsciencesinc.com
Web: www.glsciencesinc.com

GL Sciences B.V.
Dillenburgstraat 7C
5652AM, Eindhoven
The Netherlands

Phone: +31-40-254-9531
Email: info@glsciences.eu
Web: www.glsciences.eu

GL Sciences (Shanghai) Limited
Tower B, Room 2003
Far East International Plaza
No.317 Xianxia Road, Changning District
Shanghai, China 200051

Phone: +86-21-62782272
Email: contact@glsciences.com.cn
Web: www.glsciences.com.cn



International Distributors

Visit our Website at www.glsciences.com/distributors