


**FINITURE  
LEGNO**

**VEDI IL  
VIDEO REEL**

**LACCATI  
LUCIDI**

**LACCATI  
OPACHI**

**MODELLI  
CAD**

**MONTAGGIO  
E GARANZIA**

**Back Office Commerciale / Sales Back Office**

Italia	0434 1979 102	ordini@horm.it		<a href="https://wa.me/3904341979102">https://wa.me/3904341979102</a>
World	+39 0434 1979 101	orders@horm.it		<a href="https://wa.me/3904341979101">https://wa.me/3904341979101</a>

**IT** – I montanti sono posizionati a coppie (un elemento davanti ed uno dietro rispetto al ripiano), e fissati ai ripiani mediante viti. I fori per le viti sono nascosti da un tappo copriforo in massello di noce che si aggancia alla testa della vite mediante una calamita per facilitarne l'eventuale smontaggio. I ripiani sono un pezzo unico fino ad un massimo di 290cm.

**MATERIALI:**

Montanti in noce  
canaletto massello.  
Ripiani in mdf laccato.  
Piedini regolabili

**MODULI PER LA  
COMPONIBILITA':**

[A] Vani con montanti  
- 32cm  
- 58cm  
[B] Vani aperti, tra un  
montante e l'altro:  
- 26cm  
- 52cm  
- 64cm  
- 80cm  
- 128cm (per TV max 42")  
- [C] montante finale,  
da utilizzare solo se la  
libreria termina con un  
vano aperto.

**EN** – The uprights are positioned in pairs (one element in front of and one behind the shelf), and fixed to the shelves with screws. The holes for the screws are hidden by a solid walnut cap which is attached to the head of the waist by means of a magnet to make it easier to dismantle the bookcase. The shelves are a single piece up to a maximum of 290cm.

**MATERIALS:**

Uprights in solid walnut.  
Shelves in lacquered  
mdf.  
Adjustable feet

**MODULES FOR  
MODULARITY:**

[A] Compartments with  
uprights  
- 32cm  
- 58cm  
[B] Open compartments,  
between one upright and  
the next:  
- 26cm  
- 52cm  
- 64cm  
- 80cm  
- 128cm (for TV max 42")  
- [C] Final upright, to be  
used only if the library  
ends with an open  
compartment.

**FR** – Les montants sont positionnés par paires (un élément devant et un derrière l'étagère) et fixés aux étagères à l'aide de vis. Les trous pour les vis sont cachés par un capuchon en noyer massif qui est fixée à la tête de la taille à l'aide d'un aimant pour faciliter le démontage éventuel. Les étagères sont d'une seule pièce jusqu'à un maximum de 290cm.

**MATÉRIAUX :**

Montants en noyer  
massif.  
Étagères en mdf laqué.  
Pieds réglables

**MODULES POUR LA  
MODULARITÉ :**

[A] Compartiments avec  
montants  
- 32cm  
- 58cm  
[B] Compartiments  
ouverts, entre un montant  
et l'autre :  
- 26cm  
- 52cm  
- 64cm  
- 80cm  
- 128cm (pour TV max  
42")  
[C] Montant final, à  
utiliser uniquement si la  
bibliothèque se termine  
par un compartiment  
ouvert.

**DE** – Pfosten werden paarweise positioniert (ein Element vor und hinter dem Regal) und mit Schrauben an den Regalen befestigt; Löcher für Schrauben werden durch eine massive Nussbaumkappe mittels eines Magneten verdeckt, um deren eventuelle Demontage zu erleichtern. Die Regale sind einteilig bis maximal 290cm.

**MATERIALEN:**

Pfosten aus massivem  
Kanalnussbaum.  
Regale aus lackiertem  
MDF. Verstellbare Füße

**MODULE ZUR  
ZUSAMMENSTELLUNG  
DER BIBLIOTHEK:**

[A] Fächer mit Pfosten  
- 32cm  
- 58cm  
[B] Offene Fächer  
zwischen den Ständern:  
- 26cm  
- 52cm  
- 64cm  
- 80cm  
- 128cm (TV max 42")  
[C] Endpfosten, nur zu  
verwenden, wenn das  
Bücherregal mit einem  
offenen Fach endet.

**ES** – Los montantes son posicionados en pares (un elemento delante y uno detrás respecto a la repisa), fijados con tornillos, cuyos foros están escondidos por un botón en nogal macizo magnético para facilitar un posible desmontaje. Las repisas son una pieza única hasta un máximo de 290 cm.

**MATERIALES:**

Montantes en nogal  
macizo. Estantes en MDF  
lacado. Pies regulables

**MÓDULOS PARA  
COMPONER LA  
BIBLIOTECA:**

[A] Compartimientos con  
montantes  
- 32cm  
- 58cm  
[B] Compartimientos  
abiertos, entre  
montantes:  
- 26cm  
- 52cm  
- 64cm  
- 80cm  
- 128cm (para TV max  
42")  
[C] montante final  
que se utiliza si la  
librería termina con un  
compartimiento abierto.



RAL 7006  
glossy lacquered Beige  
laccato lucido Beige



RAL 9011  
glossy lacquered Black  
laccato lucido Nero



RAL 7037  
glossy lacquered Gray  
laccato lucido Grigio



RAL 7024  
glossy lacquered Graphite  
laccato lucido Grafite



RAL 3005  
glossy lacquered Wine Red  
laccato lucido Rosso Vino



RAL 7013  
glossy lacquered Brown  
laccato lucido Bruno

COME COMPORRE UNA  
LIBRERIA:

HOW TO COMPOSE A  
LIBRARY:

COMMENT COMPOSER  
UNE BIBLIOTHÈQUE :

WIE MAN EINE BIBLIOTHEK  
ZUSAMMENSTELLT:

CÓMO COMPONER  
UNA LIBRERÍA:

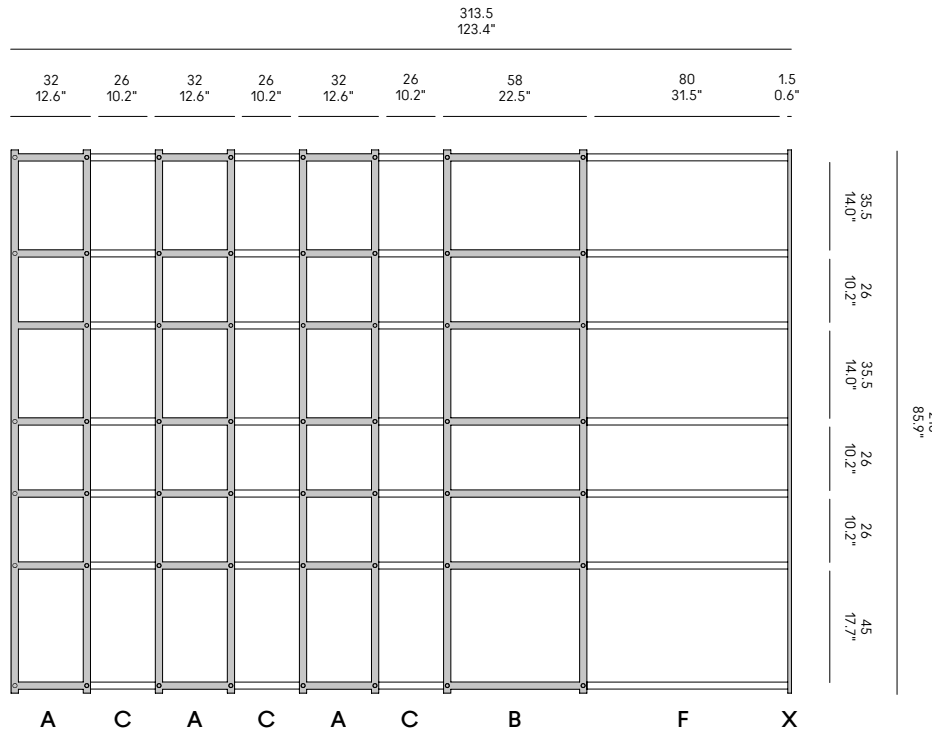
ESEMPIO #01

EXAMPLE #01

EXEMPLE #01

BEISPIEL #01

EJEMPLO #01



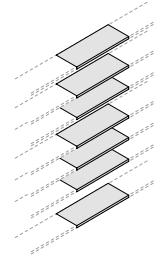
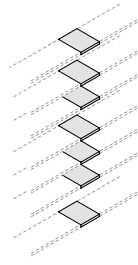
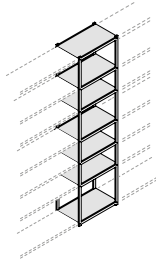
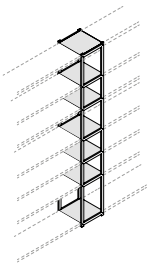
LA LIBRERIA SOPRA  
RAPPRESENTATA  
È COMPOSTA DAI  
SEGUENTI ELEMENTI:

THE LIBRARY ABOVE  
IS COMPOSED BY THE  
FOLLOWING  
ELEMENTS:

LA BIBLIOTHÈQUE  
DESSUS ET FAIT DES  
ELEMENTS SUIVANTS:

DAS BÜCHERREGAL  
OBEN BESTEHT AUS  
FOLGENDEN  
ELEMENTEN:

LA LIBRERÍA DE ARRIBA  
ESTÁ COMPUESTA POR  
LOS SEGUIENTES  
ELEMENTOS:



[A] x 3  
L. cm 32

[B] x 1  
L. cm 58

[C] x 3  
L. cm 26

[F] x 1  
L. cm 80

[X] x 1

Vano con montanti

Vano con montanti

Vano aperto

Vano aperto

Montante finale

Compartment with  
uprights.

Compartment with  
uprights.

Open compartment

Open compartment

Final upright.

Compartment avec  
montants

Compartment avec  
montants

Compartment ouvert

Compartment ouvert

Montant final

Fächer mit Pfosten

Fächer mit Pfosten

Offenes Fach

Offenes Fach

Endpfosten

Compartimento con  
montantes

Compartimento con  
montantes

Compartimento abierto

Compartimento abierto

Montante final

COME COMPORRE UNA  
LIBRERIA:

HOW TO COMPOSE A  
LIBRARY:

COMMENT COMPOSER  
UNE BIBLIOTHÈQUE :

WIE MAN EINE BIBLIOTHEK  
ZUSAMMENSTELLT:

CÓMO COMPONER  
UNA LIBRERÍA:

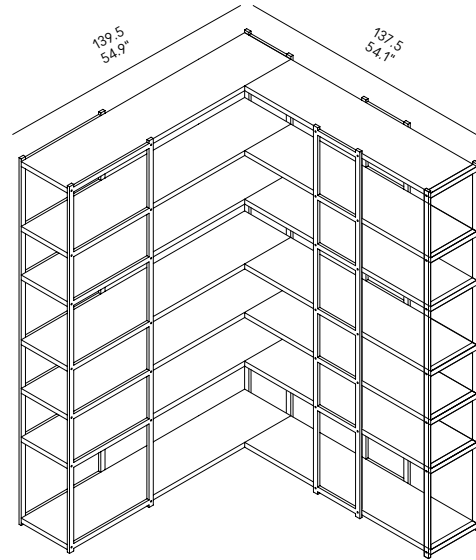
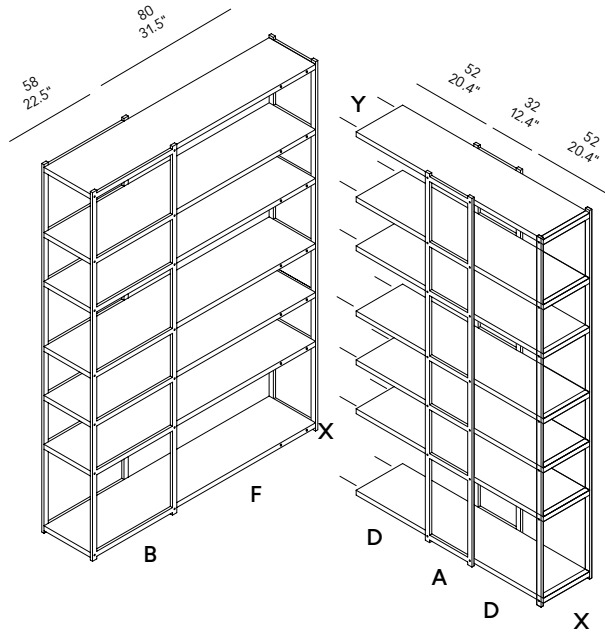
ESEMPIO #02

EXAMPLE #02

EXEMPLE #02

BEISPIEL #02

EJEMPLO #02



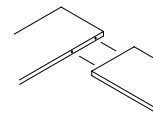
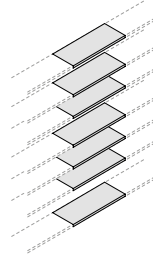
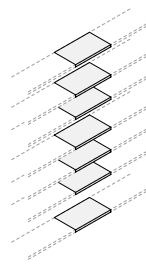
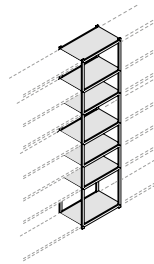
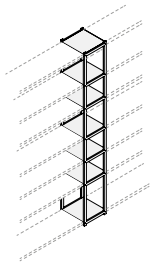
LA LIBRERIA SOPRA  
RAPPRESENTATA  
È COMPOSTA DAI  
SEGUENTI ELEMENTI:

THE LIBRARY ABOVE  
IS COMPOSED BY THE  
FOLLOWING  
ELEMENTS:

LA BIBLIOTHÈQUE  
DESSUS ET FAIT DES  
ELEMENTS SUIVANTS:

DAS BÜCHERREGAL  
OBEN BESTEHT AUS  
FOLGENDEN  
ELEMENTEN:

LA LIBRERÍA DE ARRIBA  
ESTÁ COMPUESTA POR  
LOS SEGUIENTES  
ELEMENTOS:



[A] x 1  
L. cm 32

[B] x 1  
L. cm 58

[D] x 2  
L. cm 52H

[F] x 1  
L. cm 80

[X] x 2

[Y] x 1

Vano con montanti

Vano con montanti

Vano aperto

Vano aperto

Montante finale

Giunzione

Compartment with  
uprights.

Compartment with  
uprights.

Open compartment

Open compartment

Final upright.

Joint

Compartment avec  
montants

Compartment avec  
montants

Compartment  
ouvert

Compartment  
ouvert

Montant final

Jonction

Fächer mit Pfosten

Fächer mit Pfosten

Offenes Fach

Offenes Fach

Endpfosten

Verbindung

Compartimento con  
montantes

Compartimento con  
montantes

Compartimento  
abierto

Compartimento  
abierto

Montante final

Junta

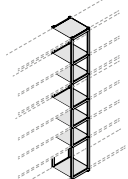
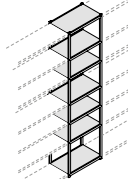
L › LUCIDO  
O › OPACO


L › GLOSSY  
O › MATT

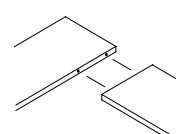
L › BRILLANTE  
O › MAT

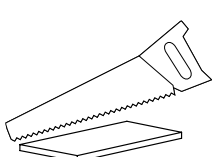
L › GLÄNZEND  
O › MATT

L › BRILLANTE  
O › OPACO

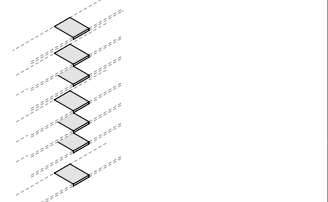
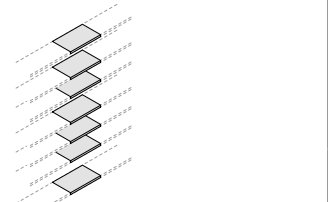
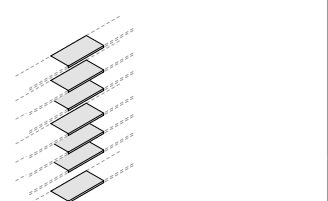
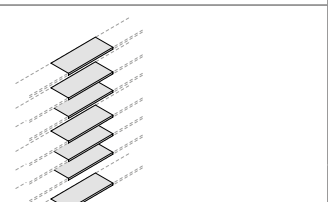
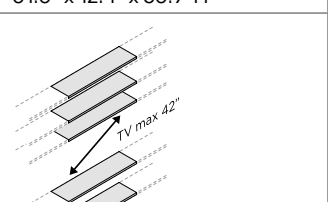
[A] VANO CON MONTANTI COMPARTMENT WITH UPRIGHTS COMPARTIMENT AVEC MONTANTS FÄCHER MIT PFOSTEN COMPARTIMIENTO CON MONTANTES		Nero Black Noir Schwarz Negro RAL 9011	Bianco White Blanc Weiß Blanco RAL 9016	Grigio Grey Gris Grau Gris RAL 7037	Beige Beige Beige Beige Beige RAL 7006	Rosso vino Wine red Rouge vin Weinrot Rojo vino RAL 3005	Bruno Brown Brun Braun Parduzco RAL 7013	Grafite Graphite Graphite Graphit Grafito RAL 7024
 <b>A</b> cm 32 x 34.5 x 218H 12.4" x 13.6" x 85.9"H	L	KX03-R9011L	KX03400L	KX03-R7037L	KX03-R7006L	KX03-R3005L	KX03-R7013L	KX03-R7024L
	O	KX03-R9011	KX03400	KX03-R7037	KX03-R7006	KX03-R3005	KX03-R7013	KX03-R7024
 <b>B</b> cm 58 x 34.5 x 218H 22.5" x 13.6" x 85.9"H	L	KX05-R9011L	KX05400L	KX05-R7037L	KX05-R7006L	KX05-R3005L	KX05-R7013L	KX05-R7024L
	O	KX05-R9011	KX05400	KX05-R7037	KX05-R7006	KX05-R3005	KX05-R7013	KX05-R7024

<b>MONTANTE FINALE</b> <b>FINAL UPRIGHT</b> <b>MONTANT FINAL</b> <b>ENDPFOSTEN</b> <b>MONTANTE FINAL</b>	
 <b>X</b> cm 31.5 x 1.5 x 218H 12.4" x 0.5" x 85.9"H	KX00000

<b>Y</b> <b>GIUNZIONE</b> <b>JOINT</b> <b>JONCTION</b> <b>VERBINDUNG</b> <b>JUNTA</b>		KBL1000
--	---	---------

<b>Z</b> <b>TAGLIO SU MISURA</b> <b>CUSTOM-CUT</b> <b>COUPE SUR MESURE</b> <b>ZUSCHNITT AUF MASS</b> <b>CORTE A MEDIDA</b>		KBL2000
---	--	---------

L › LUCIDO  
O › OPACOL › GLOSSY  
O › MATTL › BRILLANTE  
O › MATL › GLÄNZEND  
O › MATTL › BRILLANTE  
O › OPACO

[B] VANO APERTO OPEN COMPARTMENT COMPARTIMENT OUVERT OFFENES FACH COMPARTIMIENTO ABIERTO		Nero Black Noir Schwarz Negro RAL 9011	Bianco White Blanc Weiß Blanco RAL 9016	Grigio Grey Gris Grau Gris RAL 7037	Beige Beige Beige Beige Beige RAL 7006	Rosso vino Wine red Rouge vin Weinrot Rojo vino RAL 3005	Bruno Brown Brun Braun Parduzco RAL 7013	Grafite Graphite Graphite Graphit Grafito RAL 7024
 <p><b>C</b> cm 26 x 31.5 x 218H 10.2" x 12.4" x 85.9"H</p>	L	KB02-R9011L	KB02000L	KB02-R7037L	KB02-R7006L	KB02-R3005L	KB02-R7013L	KB02-R7024L
	O	KB02-R9011	KB02000	KB02-R7037	KB02-R7006	KB02-R3005	KB02-R7013	KB02-R7024
 <p><b>D</b> cm 52 x 31.5 x 218H 20.4" x 12.4" x 85.9"H</p>	L	KB05-R9011L	KB05000L	KB05-R7037L	KB05-R7006L	KB05-R3005L	KB05-R7013L	KB05-R7024L
	O	KB05-R9011	KB05000	KB05-R7037	KB05-R7006	KB05-R3005	KB05-R7013	KB05-R7024
 <p><b>E</b> cm 64 x 31.5 x 218H 25.2" x 12.4" x 85.9"H</p>	L	KB06-R9011L	KB06000L	KB06-R7037L	KB06-R7006L	KB06-R3005L	KB06-R7013L	KB06-R7024L
	O	KB06-R9011	KB06000	KB06-R7037	KB06-R7006	KB06-R3005	KB06-R7013	KB06-R7024
 <p><b>F</b> cm 80 x 31.5 x 218H 31.5" x 12.4" x 85.9"H</p>	L	KB08-R9011L	KB08000L	KB08-R7037L	KB08-R7006L	KB08-R3005L	KB08-R7013L	KB08-R7024L
	O	KB08-R9011	KB08000	KB08-R7037	KB08-R7006	KB08-R3005	KB08-R7013	KB08-R7024
 <p><b>G</b> Vano TV / TV compartment  cm 128 x 31.5 x 218H 50.4" x 12.4" x 85.9"H</p>	L	KB12-R9011L	KB12000L	KB12-R7037L	KB12-R7006L	KB12-R3005L	KB12-R7013L	KB12-R7024L
	O	KB12-R9011	KB12000	KB12-R7037	KB12-R7006	KB12-R3005	KB12-R7013	KB12-R7024

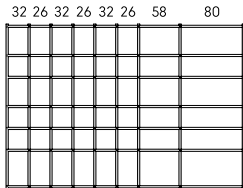
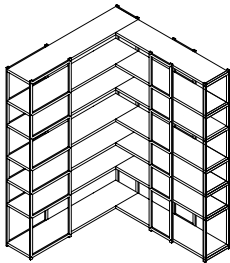


L › LUCIDO  
O › OPACO

L › GLOSSY  
O › MATT

L › BRILLANTE  
O › MAT

L › GLÄNZEND  
O › MATT

L › BRILLANTE  
O › OPACO

ESEMPLI DI COMPOSIZIONE EXAMPLE OF COMPOSITIONS EXEMPLES DE COMPOSITIONS BEISPIELE VON KOMPOSITIONEN EJEMPLOS DE COMPOSICIONES	Nero Black Noir Schwarz Negro RAL 9011	Bianco White Blanc Weiß Blanco RAL 9016	Grigio Grey Gris Grau Gris RAL 7037	Beige Beige Beige Beige Beige RAL 7006	Rosso vino Wine red Rouge vin Weinrot Rojo vino RAL 3005	Bruno Brown Brun Braun Parduzco RAL 7013	Grafite Graphite Graphite Graphit Grafito RAL 7024
 <p><b>EXAMPLE #01</b></p> <p>cm 32 x 34.5 x 218H 12.4" x 13.6" x 85.9"H</p>	L						
	O						
 <p><b>EXAMPLE #02</b></p> <p>cm 123 x 34.5 x 218H 48.6" x 13.6" x 85.9"H</p>	L						
	O						
 <p><b>EXAMPLE #03</b></p> <p>cm 113 x 34.5 x 218H 44.5" x 13.6" x 85.9"H</p>	L						
	O						
 <p><b>EXAMPLE #04</b></p> <p>cm 150 x 34.5 x 218H 59.1" x 13.6" x 85.9"H</p>	L						
	O						

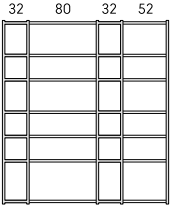
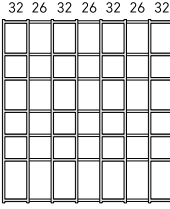
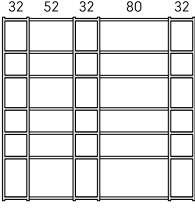
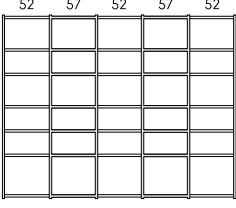
L › LUCIDO  
O › OPACO

L › GLOSSY  
O › MATT

L › BRILLANTE  
O › MAT

L › GLÄNZEND  
O › MATT

L › BRILLANTE  
O › OPACO

ESEMPI DI COMPOSIZIONE EXAMPLE OF COMPOSITIONS EXEMPLES DE COMPOSITIONS BEISPIELE VON KOMPOSITIONEN EJEMPLOS DE COMPOSICIONES	Nero Black Noir Schwarz Negro RAL 9011	Bianco White Blanc Weiß Blanco RAL 9016	Grigio Grey Gris Grau Gris RAL 7037	Beige Beige Beige Beige Beige RAL 7006	Rosso vino Wine red Rouge vin Weinrot Rojo vino RAL 3005	Bruno Brown Brun Braun Parduzco RAL 7013	Grafite Graphite Graphite Graphit Grafito RAL 7024	
 <p><b>EXAMPLE #05</b></p> <p>cm 197 x 34.5 x 218H 77.6" x 13.6" x 85.9"H</p>	L							
 <p><b>EXAMPLE #06</b></p> <p>cm 205 x 34.5 x 218H 80.8" x 13.6" x 85.9"H</p>	L							
 <p><b>EXAMPLE #07</b></p> <p>cm 227 x 34.5 x 218H 89.4" x 13.6" x 85.9"H</p>	L							
 <p><b>EXAMPLE #08</b></p> <p>cm 274 x 34.5 x 218H 108" x 13.6" x 85.9"H</p>	L							
	O							