

Marigold

ART and Activity


A World of Colours, Crafts, and Creativity!

A



CONTENTS

Patterns	Tracing	3
Circle	Colouring	4
Square	Colouring	5
Bouncy Ball	Colouring	6
Bright Sun	Colouring	7
Bright Stars	Colouring	8
Ice Cream	Colouring	9
Balloons	Cotton Impressions	10
Crafty Almirah	Paper Folding	11
Pretty Butterfly	Dot-to-Dot	12
Hot Kettle	Colouring	13
Rainbow Magic	Clay Modelling	14
Round Pumpkin	Thumb Impressions	15
Juicy Mango	Colouring	16
Yoga Time!	Colouring	17
Zooming Car	Colouring	18
Dussehra	Colouring	19
Woolly Sheep	Cotton Pasting and Colouring	20
Happy Diwali	Colouring	21
Holi Hai!	Colouring	22
Fluffy Cat	Colouring	23
Cool Penguin	Colouring	24





Patterns


Trace over the patterns using four different crayons and help these animals get their food.

Skills 

- Hand-eye coordination



Tracing



Teacher's Remarks



Teacher's Sign

.....



Circle


Colour the circle using crayons as shown.

Factopedia


A circle is a curved shape with no edges.

Skills

- Hand-eye coordination
- Dexterity



Colouring



Teacher's Remarks



Teacher's Sign

.....



Square



Colour the square using crayons as shown.

Factopedia

The square has 4 equal sides.

Skills

- Hand-eye coordination
- Dexterity



Colouring

Teacher's Remarks



Teacher's Sign

.....



Bouncy Ball

Colour the ball (circle)
using different crayons
as indicated.

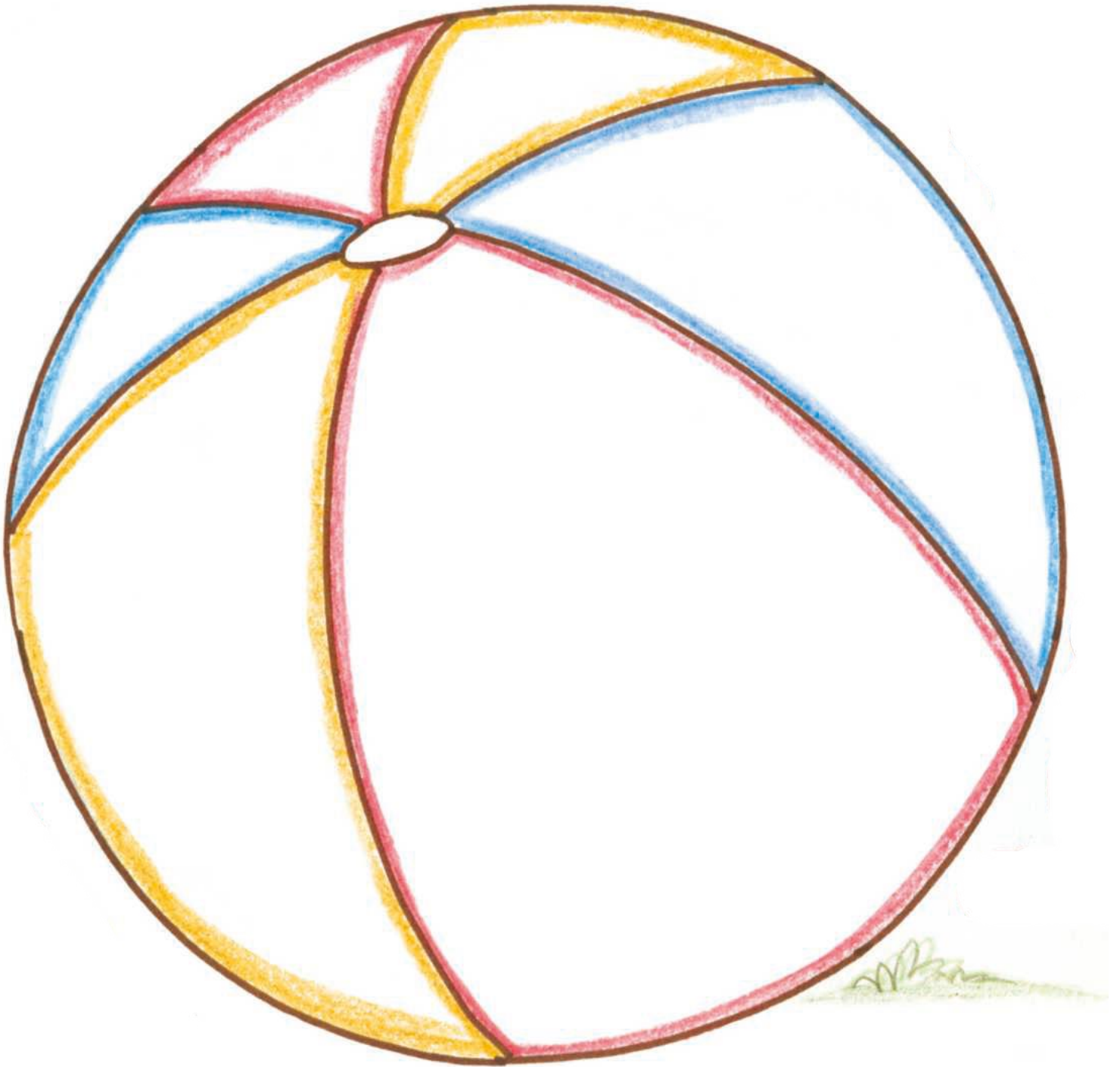
Factopedia

A ball is a round object which
is used in sports and games.

Skills

- Hand-eye coordination
- Observation

Colouring



Teacher's Remarks



Teacher's Sign

.....





Bright Sun

Colour the Sun bright yellow using crayons as shown.

Skills

- Creative Expression
- Observation



Colouring

Factopedia

The Sun is a hot ball of gases.

Teacher's Remarks



Teacher's Sign

.....



Bright Stars

Trace the dotted lines
to complete the stars.
Colour the stars neatly.

Skills 

- Hand-eye coordination
- Sense of achievement

Factopedia 

Every star is of different size.

Colouring



Teacher's Remarks



Teacher's Sign

.....



Ice Cream

Colour the ice cream using crayons as shown.

Skills

- Hand-eye coordination
- Observation

Factopedia

Vanilla is the most popular flavour of ice cream.



Colouring

Teacher's Remarks



Teacher's Sign

.....



Balloons


Dip a cotton swab in red poster colour and put impressions in the balloons as shown. Repeat the steps with yellow and blue colours.

Factopedia


Balloons are used for special occasions, such as birthdays or holidays.

Skills

- Hand-eye coordination
- Observation



Cotton Impressions



Teacher's Remarks



Teacher's Sign

.....



Crafty Almirah

Skills

- Visual analysis
- Geometry

Use glaze paper and follow the steps to make a paper-folding almirah.

Factopedia

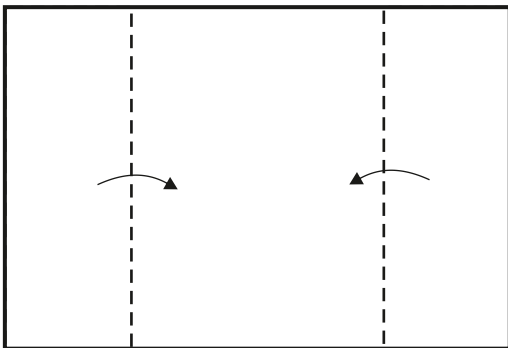
Almirah is used as a closet to hang and store clothes.

1




Take an origami sheet, and place it with the coloured side down.

2




Fold the paper vertically along the dotted lines on either side.

3



Now, make the handles using a black sketch pen.



Paper Folding

Your almirah is ready.

Teacher's Remarks



Teacher's Sign

.....



Pretty Butterfly

Connect the dots from numbers
1 to 26 to complete the butterfly
and then colour it.

Skills


- Hand-eye coordination
- Observation

Factopedia

Butterflies can taste
with their feet.



Dot-to-Dot



Teacher's Remarks



Teacher's Sign

.....



Hot Kettle


Colour the kettle using crayons as shown.

Skills

- Hand-eye coordination
- Observation

Factopedia

A hot kettle keeps water warm and bubbly for tea.



Colouring

Teacher's Remarks



Teacher's Sign

.....



Rainbow Magic

Skills 

- Visual analysis
- Creativity

Follow the given steps to make the rainbow through clay modelling.


Factopedia 

When sunlight shines through the water droplets, it splits into seven colours.

Clay Modelling



Gather clay in different colours. Say (red, orange, yellow, green, blue, indigo, and violet). Roll out the clay of each colour into a long thin snake.



Repeat with the next colours. Line up the clay snakes next to each other in rainbow order.



Use a plastic knife to cut equally through the bottom.



Make clouds by rolling white clay into balls. Glue your clouds at the bottom of the rainbow on either side.



Your rainbow is ready!

Teacher's Remarks



Teacher's Sign

.....



Round Pumpkin

Dip your thumb in orange poster colour and put thumb impressions on the pumpkin as shown.


Skills

- Hand-eye coordination
- Sense of achievement

Factopedia

Pumpkins take 90 to 120 days to grow.

Thumb Impressions



Teacher's Remarks



Teacher's Sign

.....





Juicy Mango

Colour the mango using crayon as shown.

Skills

- Hand-eye coordination
- Dexterity

Colouring



Factopedia

The mango is known as the king of fruits.

Teacher's Remarks



Teacher's Sign

.....



Yoga Time!


Skills 

- Fine motor
- Sense of pride

Factopedia

Yoga helps strengthen children's growing bodies.

Colouring



Teacher's Remarks



Teacher's Sign

.....

Zooming Car

Skills 

- Fine motor
- Dexterity

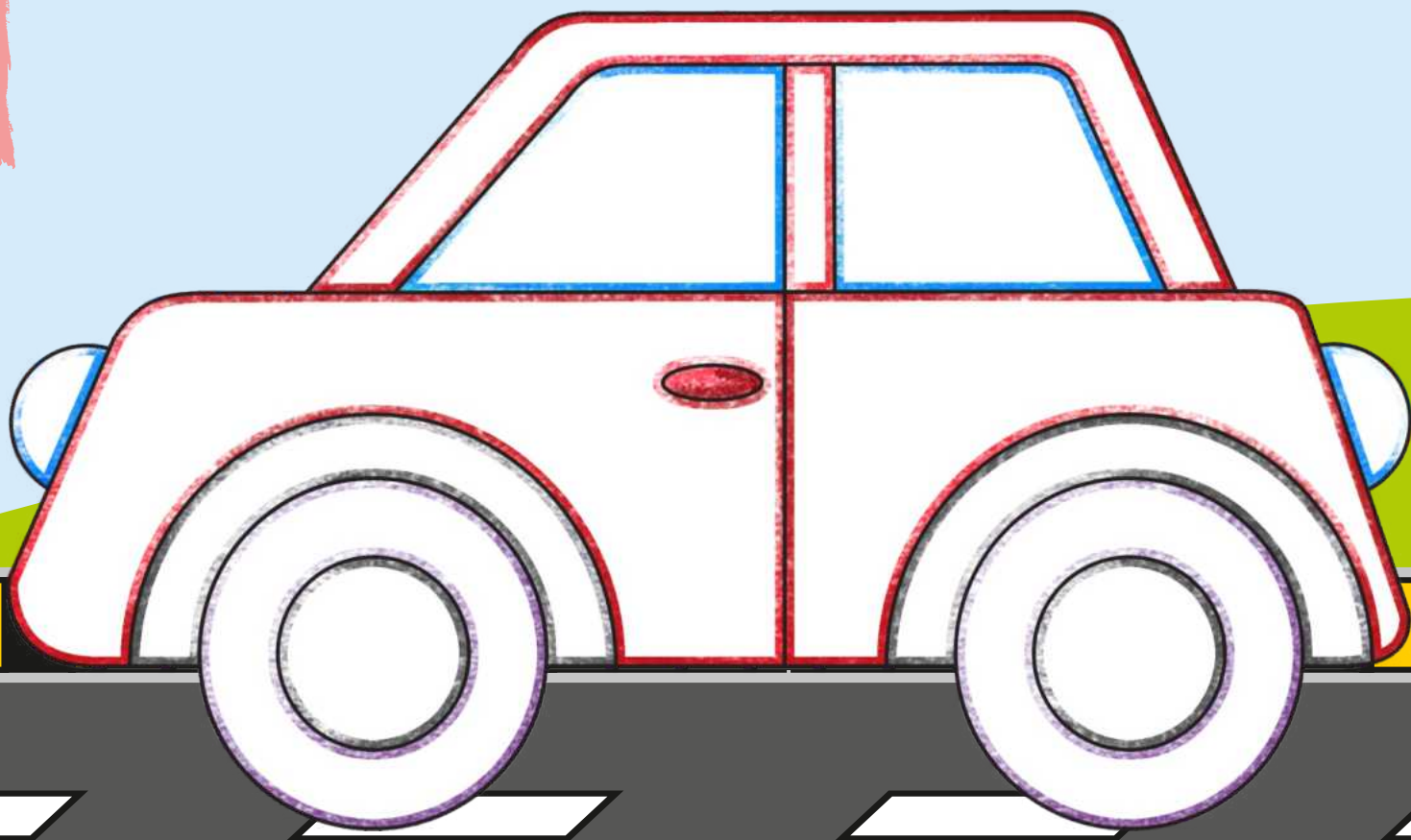
Factopedia 

Electric cars reduce pollution.

Colour the car using crayons as shown.



Colouring



Teacher's Remarks



Teacher's Sign

.....



Dussehra


Lord Rama shot the divine arrow to kill demon Ravana. Colour the Ravana's body using crayons as indicated.

Skills

- Dexterity
- Visual analysis

Factopedia

The Dussehra festival symbolizes the victory of good over evil.



Colouring

Teacher's Remarks



Teacher's Sign

.....




Woolly Sheep


Make cotton balls and paste them on the circles given on the sheep. Colour the remaining picture with crayon colours.

Skills

- Hand-eye coordination
- Fine-motor



Cotton Pasting and Colouring



Factopedia

Sheep have an excellent sense of smell.

Teacher's Remarks



Teacher's Sign

.....



Happy Diwali


Colour the diya using crayons as shown.

Skills

- Hand-eye coordination
- Creative expression

Factopedia

We light diyas on Diwali.



Colouring

Teacher's Remarks



Teacher's Sign

.....



Holi Hai!

Colour the water gun and bucket using crayons as shown.

Skills 

- Hand-eye coordination
- Observation

Factopedia 

Holi is the festival of colours.



Colouring



Teacher's Remarks



Teacher's Sign

.....



Fluffy Cat

Skills 

- Hand-eye coordination
- Creative expression

Colour the cat using crayons as shown.

Factopedia 

Cats can jump 5 times of their height.



Colouring

Teacher's Remarks



Teacher's Sign

.....



Cool Penguin

Colour the penguin using crayons as shown.

Skills 

- Hand-eye coordination
- Observation

Factopedia 

Penguins cannot fly.

Colouring



Teacher's Remarks



Teacher's Sign

.....