



LIGHTING IN

EDUCATION

APPLICATION GUIDE

TRANSFORMING LEARNING THROUGH LIGHTING

Lighting can be transformational. It doesn't just bring your space out of the dark — thoughtful lighting solutions can change the way we think, feel, work and learn.

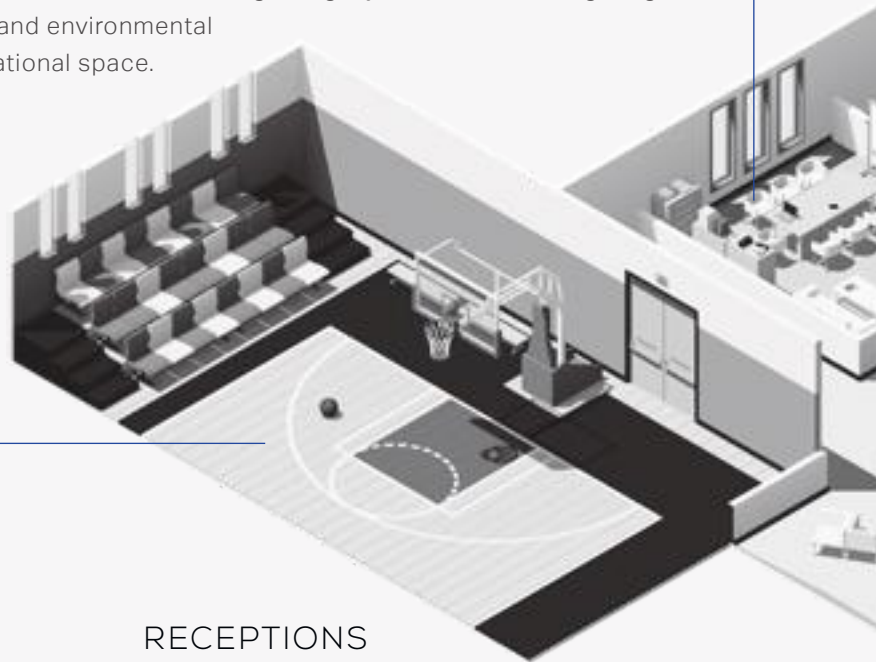
Rethink learning environments and give students and educators every opportunity to build a brighter future. Use lighting to enhance your educational facility from the classroom to reception, right through to the auditorium and car park.

Together with air quality, acoustics and thermal comfort, lighting plays a significant role in health, wellbeing and performance. In fact, innovative, human centric lighting can influence the circadian rhythm to support occupants on a biological level. Whether it be to enhance focus, creativity or collaboration, Pierlite tailors complete lighting solutions to bring out the best in teachers and students, based on the needs of each area.

And with sustainability at the forefront of modern building design, you can discover lighting that reduces energy consumption and environmental impact while optimising your educational space.

GYMNASIUMS

RECEPTIONS





HALLWAYS, CORRIDORS AND STAIRWAYS

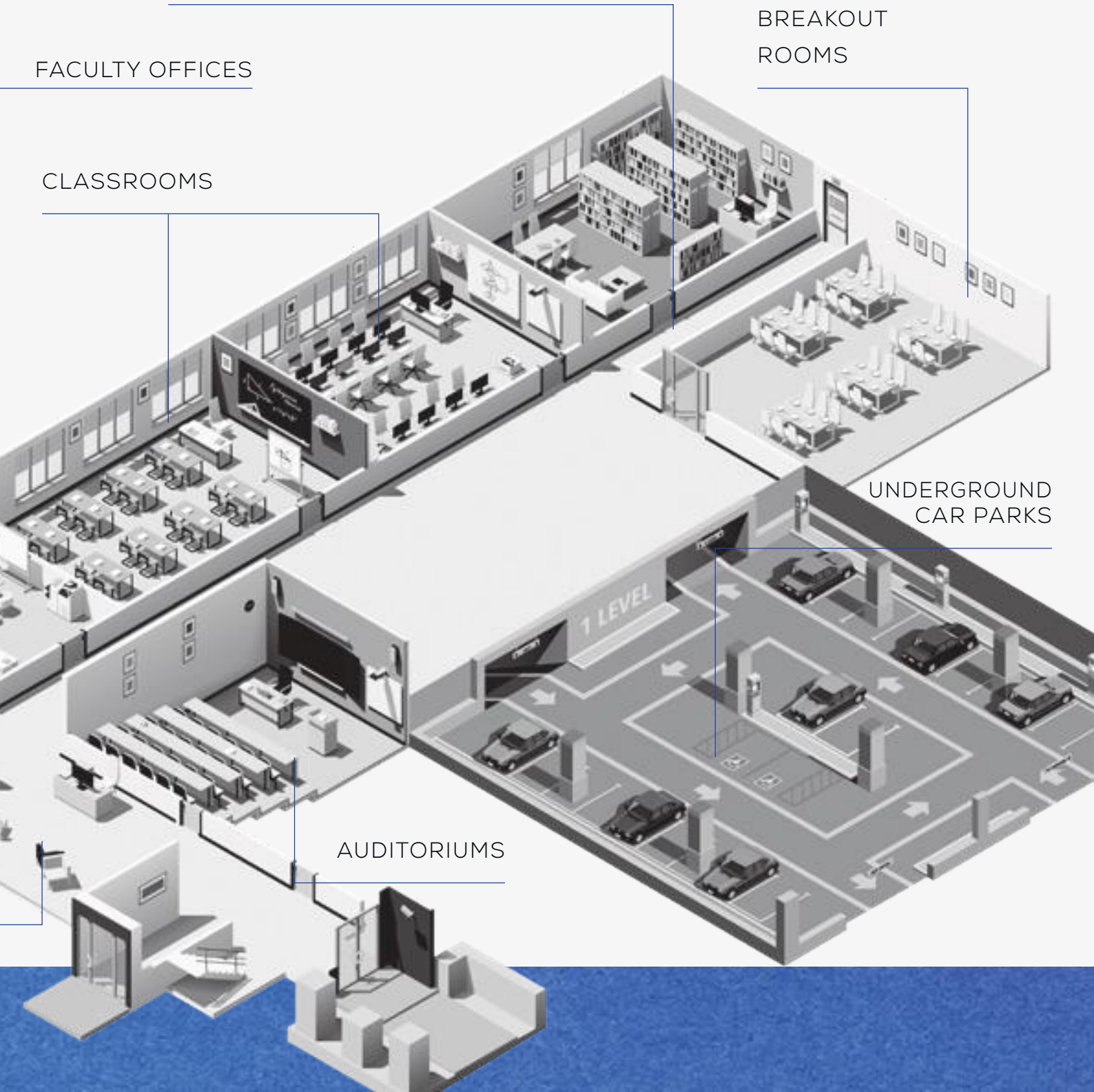
FACULTY OFFICES

BREAKOUT ROOMS

CLASSROOMS

UNDERGROUND CAR PARKS

AUDITORIUMS



PRODUCT OVERVIEW AND LIGHTING SOLUTIONS

Pierlite is proud to present the below products as a selection of available solutions for lighting in educational environments. In Australia, federal and state governments provide guidelines on general requirements for lighting, and performance criteria on luminaires used in schools and educational facilities. Please contact your local Pierlite representative to assist in your selection.

The complete range at pierlite.com.au includes downlights, surface lights, troffers, panels, feature lights, battens, floodlights, architectural and façade lighting, security lighting, emergency lighting and lighting control.

RECEPTIONS




Maye LED
Pendant



Equatore 50
Linear Profile



Side Stargate
Pendant



Fosnova Liset
2.0 System



Momentum range



Slender Academy
Panel / Slender
Panel Gen2



Dot Downlight
range

FACULTY OFFICES



Momentum range



Oculed Next
Generation Troffer



AmbienZ LED
Troffer



Dot Kimbal range



DLED Troffer
range



Jax Series
Downlight

CLASSROOMS



Equatore 50
Linear Profile



Slender Academy
Panel / Slender
Panel Gen2



Eco LED Panel
Gen 2



Dot Downlight
range



Blade 2 LED
Exit Light



Pathfinder 2 D80
LED Emergency
Light



DLED Troffer
range



Iris LED Linear
Surface Mount



Unilux LED Surface
Mount Luminaire

AUDITORIUMS



Dot Kimbal range



DLED Troffer range



Blade 2 LED Exit Light



Iris LED Linear Surface Mount

BREAKOUT ROOMS



Maye LED Pendant



Equatore 50 Linear Profile



Dot Downlight range



Oculated Next Generation Troffer



Futcha LED Gen 2 Troffer



Jax Series Downlight

GYMNASIUMS



Pierlux Eco LED Highbay Gen 6



Arion LED Linear Highbay



Maxi Master Gen 2 LED Floodlight


HALLWAYS, CORRIDORS AND STAIRWELLS



Vanguard LED Lumen Select



Iris LED Linear Surface Mount



Dot Kimbal range



Stringray 2 LED Exit Light



Nipper LED Batten



Vandalux CS

UNDERGROUND CAR PARKS



Vandalux LED Lumen Select



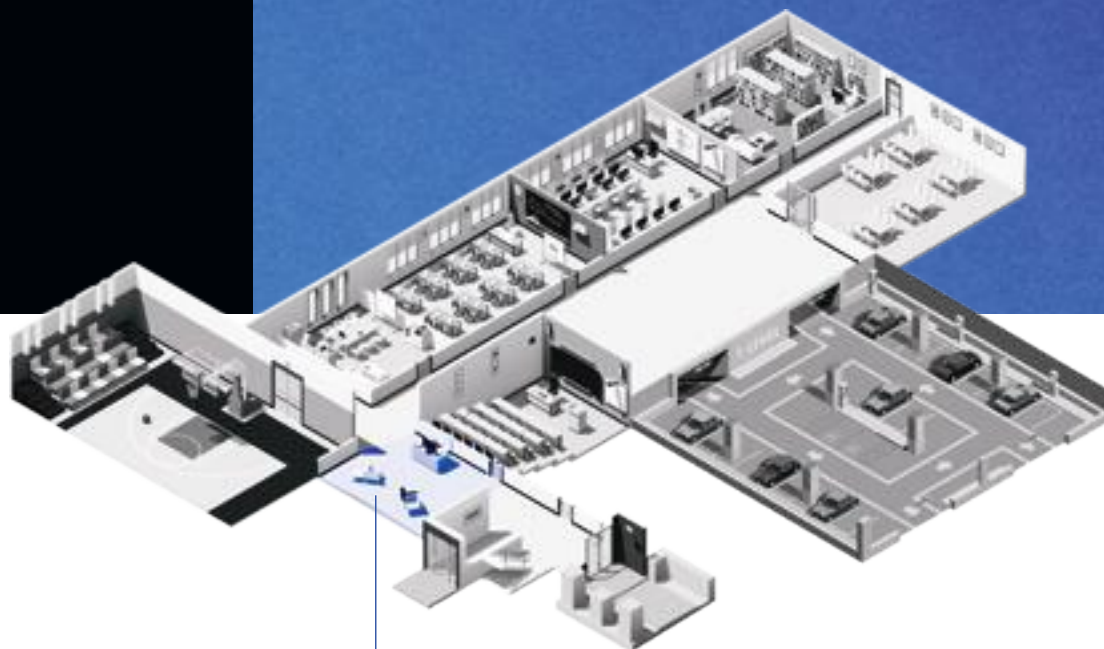
BWP Pro 2 LED Weatherproof Batten



BWP Pro 2 LED Emergency Weatherproof Batten

ILLUMINATING GREAT FIRST IMPRESSIONS





RECEPTIONS

Style and quality need not be set aside for the sake of efficiency. Pierlite provides the most efficient lighting solutions to ensure you reduce energy consumption in compliance with WELL and Nabers standards, as well as the J6 National Construction Codes.

First impressions last, and the right lighting has an immediate impact on the way people feel when they enter a space. Welcome visitors with a bright environment that combines an inspirational aesthetic with a sense of clarity for people as they arrive.

Our selection of pendants and luminaires can make certain that your reception area and educational environment is presented in the right light from the very beginning.



Maye LED
Pendant



Equatore 50
Linear Profile



Side Stargate
Pendant



Momentum range



Slender Academy
Panel



Slender LED
Panel Gen 2



Dot Downlight
range



Iris LED Linear
Surface Mount



MAYE LED PENDANT

An aesthetically appealing suspended luminaire that has been designed to meet demanding energy efficiency and low UGR requirements. Upwards and downwards lighting ensures soft and even light distribution and harmonious environment.

FEATURES AND BENEFITS

- Stylish slimline LED pendant
- Low glare suspended solution for smart interiors
- Smooth aluminium profile with white or silver finish



CRI 80
Colour
Rendering
Index



IP20
Ingress
Protection
Rating



50,000hr
Lifetime



UGR 19
Unified Glare
Rating



3SDCM
MacAdam
Step Ellipse



DALI
Dimmable



5 Year
Warranty

FOSNOVA LISET 2.0 SYSTEM

The Liset 2.0 System offers a multi-module family of recessed luminaires that are both energy efficient and contemporary in design. The system features a combination of power, lumen, beam distributions and aesthetic finishes that fit perfectly into any architectural application. The high-definition optics with low UGR and high color rendering create the ideal solution for educational facilities ensuring the wellbeing and comfort of all occupants.

FEATURES AND BENEFITS

- Flexibility to be used as general, accent, or task lighting, providing both premium function and visual aesthetic
- Small by design with low power, the individual modules produce excellent quality of light, and combined with a special diffuser can significantly reduce direct glare
- Also available in track mount, surface linear, and recessed linear with options for Tuneable White and HCL Wireless



CRI 90
Colour
Rendering
Index



IP40
Ingress
Protection
Rating



UGR 19
Unified Glare
Rating



IK07
Impact
Rating



5 Year
Warranty

SIDE STARGATE PENDANT

An inspirational, elegant and stylish LED Pendant perfect for receptions. The new SIDE Stargate Pendant comes in a circular design that represents a contemporary LED lighting solution for any inspirational architectural project.

FEATURES AND BENEFITS

- Available in various sizes (500mm, 750mm, 950mm, 1250mm ,2000mm and 3000mm)
- Steel body, polyester powder coating for inside use
- Adjustable micrometric suspension system with steel cable



CRI 80
Colour
Rendering
Index



IP40
Ingress
Protection
Rating



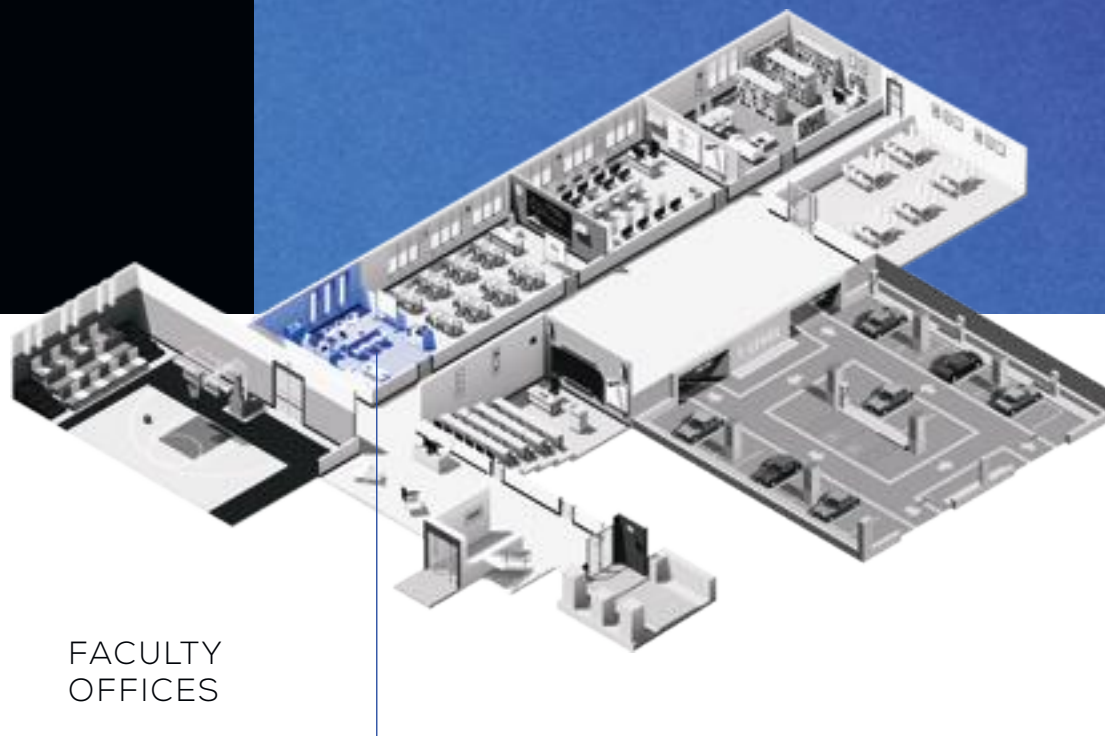
50,000hr
Lifetime



5 Year
Warranty

OFFICE LIGHTING FOR PERFORMANCE AND WELLBEING





FACULTY OFFICES

Human centric lighting in offices is proven to have a positive impact on overall wellbeing, reduce absenteeism and provide physical comfort. With integrated sensors and dimming, the light can be adjusted to create an optimal work environment.

Light has been identified as one of the most important factors impacting health and wellbeing, in the workplace. Recreating natural light can support the circadian rhythm and maximise performance for the many employees who spend several hours each day at their desks in front of a computer.

Natural light is not always possible in offices, but with Pierlite you can access high-performance general and task lighting with uniform colour rendering and good fidelity light. Each solution also incorporates glare control for the use of screens, energy efficiency and personalisation using sensors and controls.




Momentum range



Oculed Next
Generation Troffer



AmbienZ LED
Troffer



Dot Kimbal range



DLED Troffer range



Jax Series
Downlight

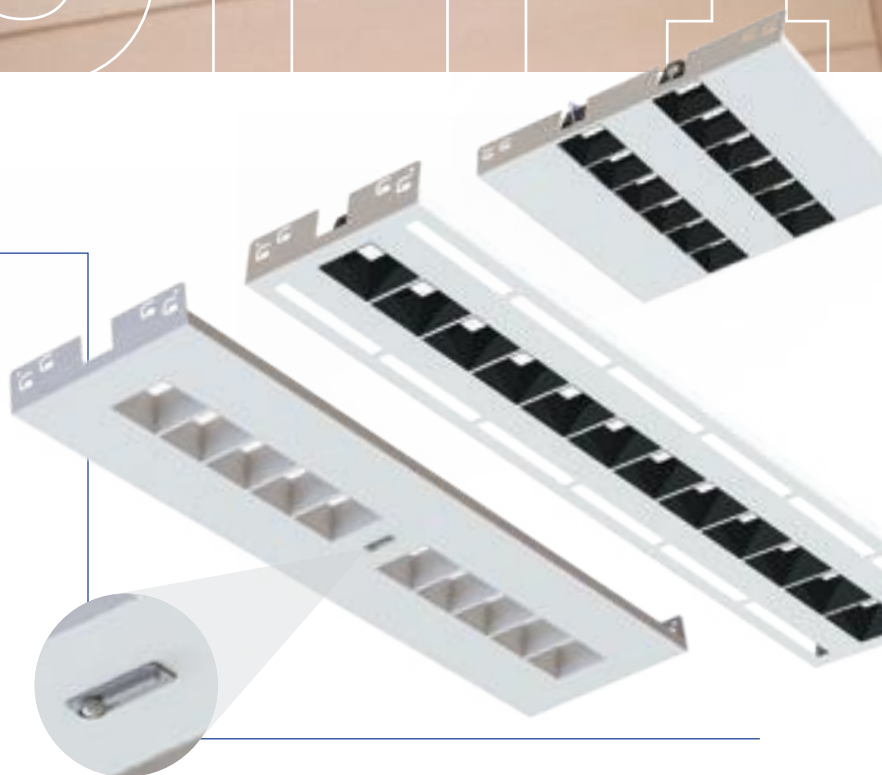


MOMENTUM 1 TROFFER

Momentum 1 is a sustainability compliant, fully configurable modular troffer that offers design flexibility, short lead times and outstanding performance. Its aesthetically pleasing design with side-lit panels and central optics integrates seamlessly into the modern workplaces of today.

FEATURES AND BENEFITS

- Balance of style and performance specifications, targeted for GreenStar and WELL rated offices and buildings
- Highly efficient lighting, and excellent performance and light distribution to achieve UGR16 in open office layouts
- Design on demand for rapid prototyping and production



72,000hr
Lifetime



UGR 16
Unified Glare
Rating



3SDCM
MacAdam
Step Ellipse



Ta50
Operational
Temperature
Rating




5 Year
Warranty

OCULED NEXT GENERATION TROFFER

The Pierlite OCULED troffer is the future of contemporary office and workplace lighting design with an ultra-shallow profile body, a combination of centre louvre LED modules and edge lit side panels for high contrast and guaranteed super low glare illumination.

FEATURES AND BENEFITS

- Ultra low profile, less than the height of the ceiling grid
- Edge lit side lights controls contrast and provides uniform light distribution
- High colour consistency over the beam angle




AMBIENZ LED TROFFER

Ambienz LED comes in diffused and louvered options, offering high performance and a pleasant working environment. The curved steel body is softly back-lit reducing the cavern effect often associated with cut off louvered luminaires.

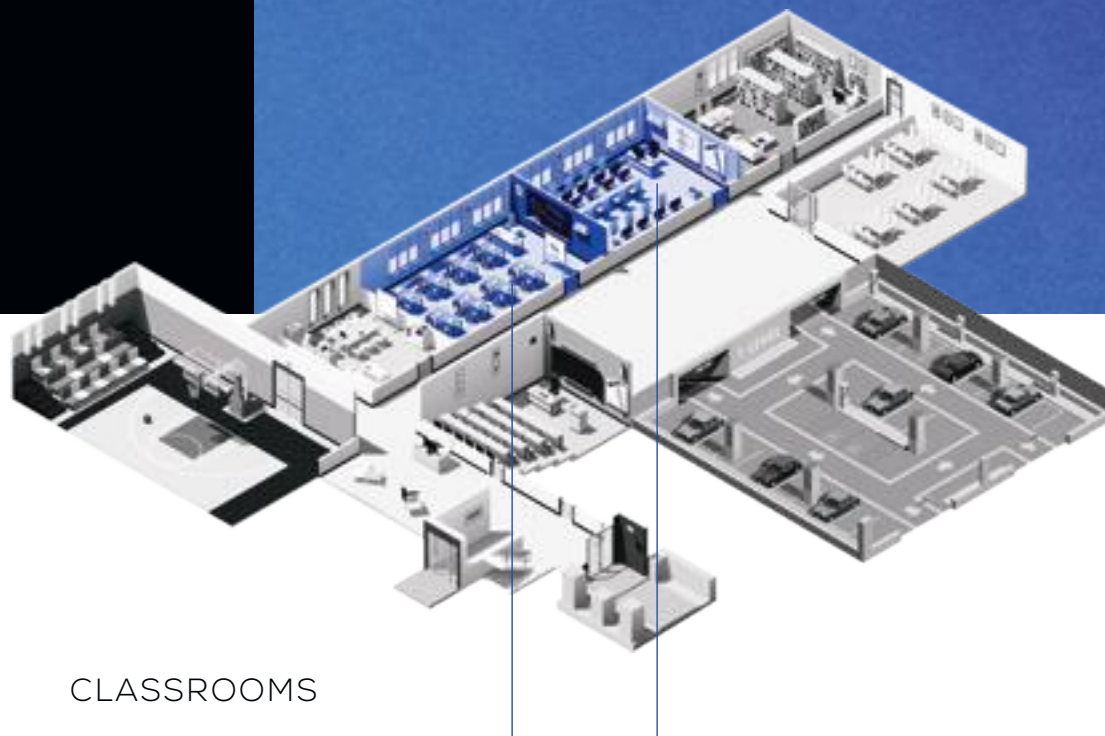
FEATURES AND BENEFITS

- Ideal for office spaces with low UGR requirements, and professional applications where a softer light is required, such as hospitals
- Louvered and diffused options to suit various applications in 1200 and 600mm lengths, 300mm standard width
- The photometric distribution provides outstanding uniformity



CLASSROOMS THAT PUT LEARNING IN FOCUS






With innovative luminaires and lighting controls, your lighting environment can move from crisp and cool to a warm and cosy atmosphere at the touch of button.

In classrooms, a student's gaze is constantly moving from the educator to the board or interactive screen, as well as to their peers and surroundings. If the lighting isn't adequate, this can lead to fatigue and eye strain, causing concentration levels to drop.


Smart lighting choices can breathe new life into the way students learn. Pierlite focuses on replicating natural light patterns, harnessing the power of light to boost study and work, including energy levels, concentration and visibility of screens.




Equatore 50
Linear Profile



Slender Academy
Panel



Slender LED
Panel Gen 2



Eco LED Panel
Gen 2



Dot Downlight
range



Blade 2 LED
Exit Light



Pathfinder 2 D80
LED Emergency
Light



Iris LED Linear
Surface Mount



DLED Troffer
range



Unilux LED Surface
Mount Luminaire



EQUATORE 50 LINEAR PROFILE

Equatore 50 is a suspended or surface mounted linear profile range designed for contemporary environments where style and performance are equally important.

FEATURES AND BENEFITS

- Suspended profile with direct/indirect light output (60%/40%), Surface mount version with downward output only
- Stand-alone linear profile 1200mm and 2400mm
- Satin silver extruded aluminium profile with PC diffuser standard, black or white finish available on request



CRI 90
Colour
Rendering
Index



IP20
Ingress
Protection
Rating



IK06
Impact
Rating



UGR 22
Unified Glare
Rating



4SDCM
MacAdam
Step Ellipse



120°
Beam Angle




5 Year
Warranty

SLENDER ACADEMY PANEL

The Pierlite Slender Academy Panel is an energy efficient, low glare, long life panel dedicated for learning environments and general lighting applications.

FEATURES AND BENEFITS

- Smooth, acrylic micro-prismatic diffuser for comfortable, low glare lighting
- Sleek, aluminium matte white finish frame, complete with a remote, flicker free driver
- Available in 3 sizes and 4 power output options for project requirements

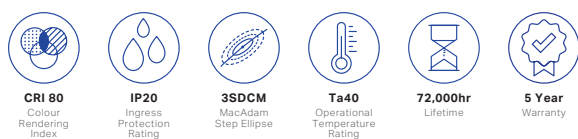


IRIS LED LINEAR SURFACE MOUNT

The IRIS is an efficient direct-indirect light that comes with a white metal back plate, an extruded frosted diffuser and convex endcaps. Ideal for surface mount or suspended installations.

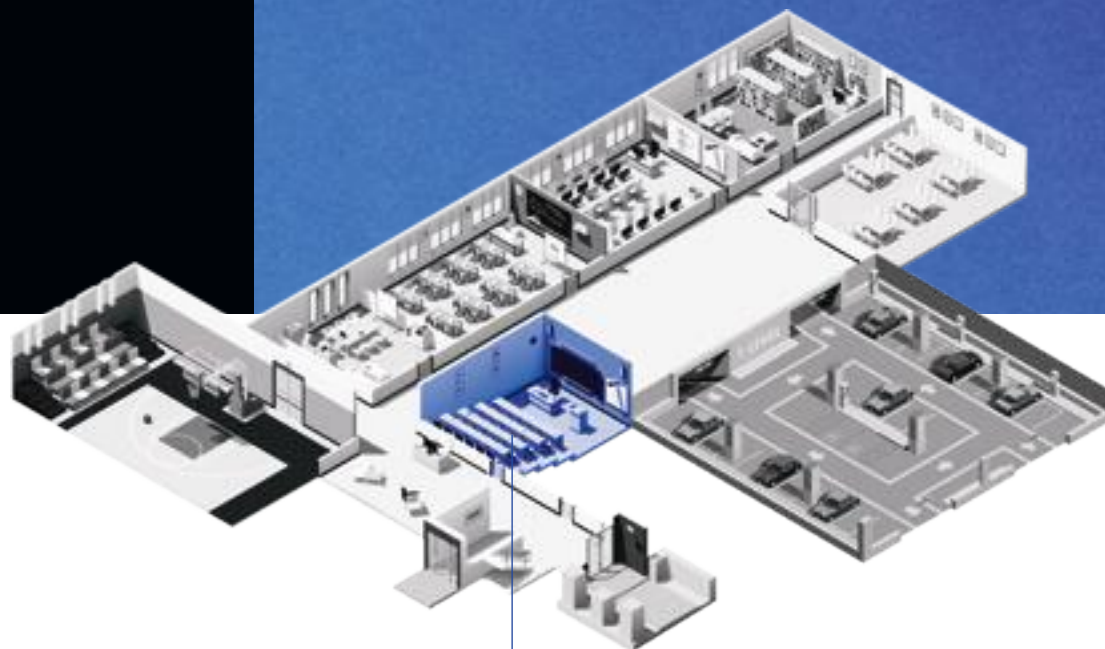
FEATURES AND BENEFITS

- Powder coated white metal body with integral driver
- LED chips are evenly distributed creating an evenly illuminated lens
- Dimming and emergency versions available on request



SETTING THE SCENE IN THE **AUDITORIUM**






AUDITORIUMS

Integrating a lighting control system configured with preset scenes allows users to adjust the settings, such as tuneable white, to accommodate a variety of activities.

When you're faced with a large number of students attending an event or lecture in an auditorium, having a lighting system that can facilitate a range of events with unique lighting requirements is a powerful tool.

With a selection of recessed luminaires for general lighting and downlights for additional accent lighting, Pierlite can create just the right atmosphere based on the needs of the space at the time.



Dot Kimbal range



DLED Troffer range



Blade 2 LED
Exit Light



Iris LED Linear
Surface Mount



DOT KIMBAL

Modularity and flexibility describe the DOT Kimbal range. With quality components, the Kimbal range is available in a number of colour temperatures, reflectors, beam angles, lumen packages, accessories, CRI and SDCM options.

Designed and constructed in New Zealand, the DOT Kimbal range is the result of 10 years of R and D in LED Downlight technology, incorporating the very best features of the existing DOT Downlight range while taking advantage of the latest advances in LED.



IP20
Ingress
Protection
Rating



70°
Beam Angle



75,000hr
Lifetime




5 Year
Warranty

DLED TROFFER RANGE

The professional Pierlite DLED Troffer range is designed for general areas and interiors with glare restrictions. Ideal for special projects providing a range of options to maintain consistent aesthetics, performance and excellence.

FEATURES AND BENEFITS

- Sturdy low profile steel body with polyester powder coat finish
- Remote flicker free driver, comes with flex and plug
- Available with opal or microprism diffuser that offers a uniform low glare appearance



CRI 80
Colour
Rendering
Index



CRI 90
Colour
Rendering
Index



IP54
Ingress
Protection
Rating



72,000hr
Lifetime



3SDCM
MacAdam
Step Ellipse



UGR 19-22
Unified Glare
Rating

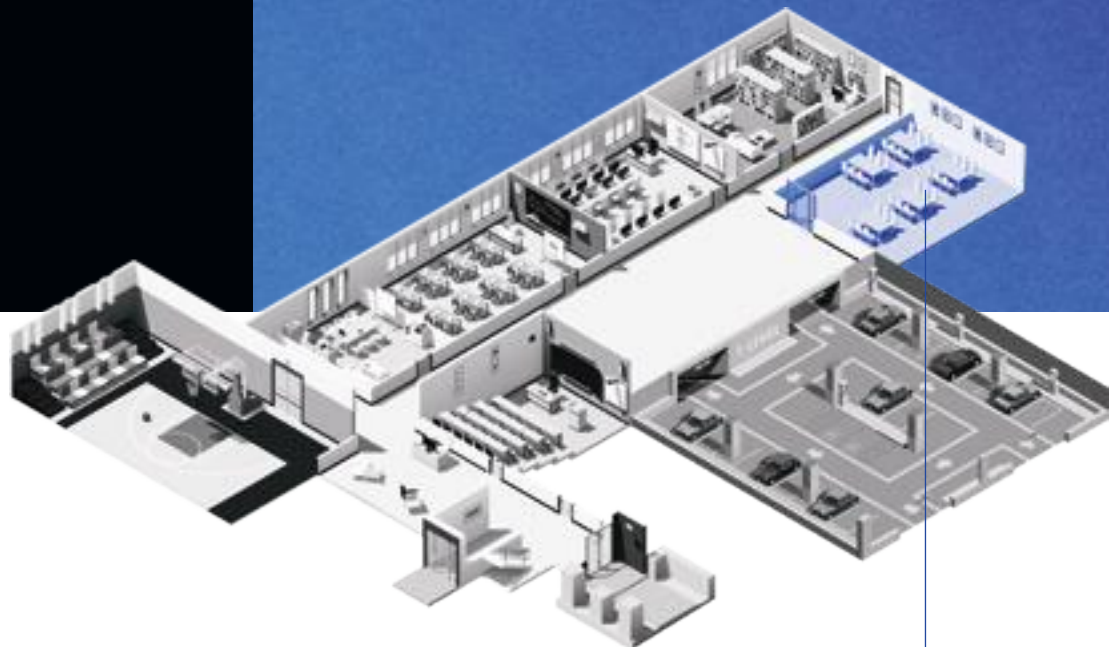


5 Year
Warranty



ADJUSTABLE LIGHTING FOR **BREAKOUT ROOMS**






BREAKOUT ROOMS

Where collaboration is the goal, a variety of user-controlled lighting settings means the light can be adjusted to suit the mood and intended use of the space.

Breakout areas such as meeting rooms or lounges require lighting that will nurture the learning experience, whether it be to spark discussion in meetings or enhance viewing of screens in a conference setting.

Support students' and educators' creativity, connection and collaboration with a range of recessed luminaires, architectural pendants or a linear fitting suspended over the top of a meeting room table.



Maye LED
Pendant



Equatore 50
Linear Profile



Dot Downlight
range



Oculated Next
Generation Troffer



Futcha LED Gen 2
Troffer



Jax Series
Downlight



DOT DOWNLIGHTS

Lighting demands vary from project to project. Some require the best quality of light, others need maximum light output from their luminaires while a significant number of projects must have low “up front” costs.

The DOT LED range offers four options to cater for these demands; they are EXCEL, PERFORMANCE, COLOUR and BASE. All options are available in three configurations – fully recessed, surface mounted and suspended.



CRI 80
Colour Rendering Index



IP20
Ingress Protection Rating



100,000hr
Lifetime



Ta40
Operational Temperature Rating



2SDCM
MacAdam Step Ellipse



70°
Beam Angle



5 Year
Warranty

JAX SERIES DOWNLIGHT

JAX Downlight Series combines a unique blend of form and function by providing lighting designers with extremely versatile luminaires and the ultimate in efficient performance. With a range of sizes and wattages the entire family blends with each other for a seamless look and the sleek rebated bezel reduces glare.

FEATURES AND BENEFITS

- Four options available
- Constructed with a diecast bezel and drop forged heatsink
- Quick and Easy – installation without having to disassemble / reassemble the fitting
- Recessed housing with symmetric beam distribution



IP20
Ingress Protection Rating



3SDCM
MacAdam Step Ellipse



Ta25
Operational Temperature Rating



40°
Beam Angle



5 Year
Warranty

FUTCHA LED GEN2 TROFFER

The Pierlite Futcha LED Gen2 troffer is a premium luminaire for projects that prefer a classic style lighting solution, delivering high efficiency, uniform light and low glare control.

FEATURES AND BENEFITS

- Latest LED technology designed for maximum performance and comfort using a combination of diffused and Miro5 precision louvre optics
- Energy efficient. 120lm/W
- Designed for low UGR19 applications for glare free comfort



CRI 80
Colour Rendering Index



IP20
Ingress Protection Rating



UGR 19
Unified Glare Rating



3SDCM
MacAdam Step Ellipse



Ta40
Operational Temperature Rating



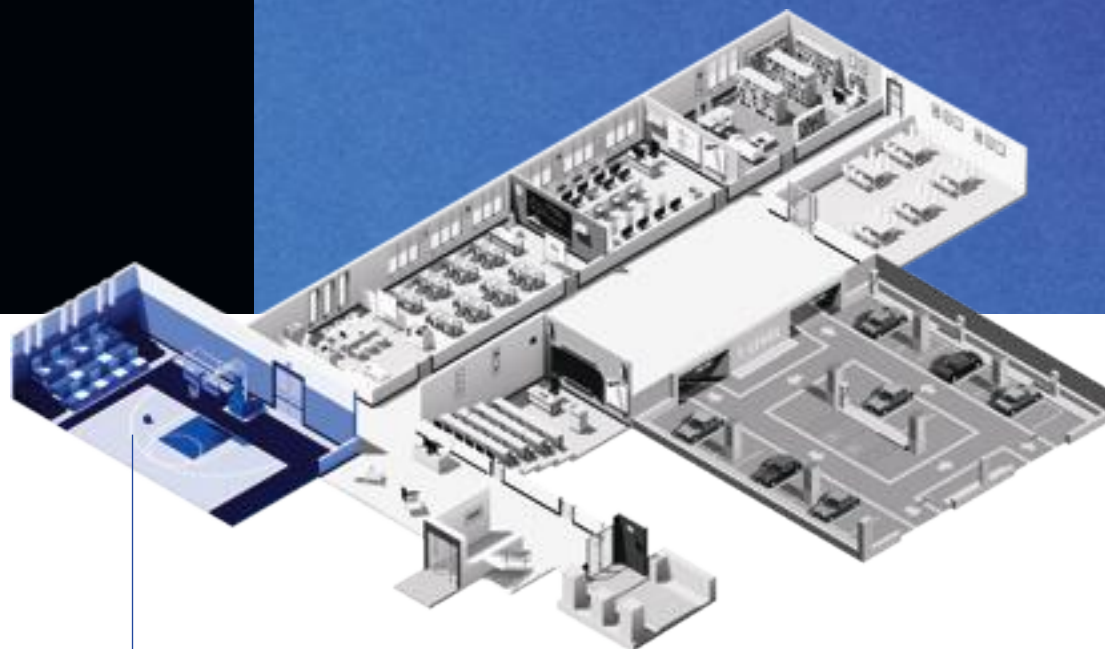
72,000hr
Lifetime



5 Year
Warranty

MULTI-PURPOSE
LIGHTING FOR
MULTI-PURPOSE SPACES





GYMNASIUMS

Whether it be for sports, exams or presentations, lighting should be flexible enough to serve different purposes throughout the space as needed.

From indoor sporting events, awards ceremonies, school productions and exams, halls and gymnasiums at educational campuses often serve as multi-function spaces.

The room may be used in its entirety or sectioned off at times for various separate uses. As such, a gymnasium requires an approach that includes adaptive light level control to maximise the appeal of the space for many different activities. For this typically large area, LED lighting provides a cost effective, energy efficient option with dimming and zoning capabilities that match the flexibility of the gymnasium.



Pierlux Eco LED
Highbay Gen 6



Arion LED Linear
Highbay



Maxi Master Gen 2
LED floodlight



PIERLUX ECO LED HIGHBAY GEN 6

First to market Lumen Select LED highbay, the Pierlux Eco LED Highbay Gen 6 is the ideal light fixture for high ceiling applications.

FEATURES AND BENEFITS

- One box solution – 4-in-1 Lumen Select
- Superior housing made of LM6 grade aluminium die-cast, resistant to corrosion making it ideal for harsh conditions
- Compatible with Pierlite plug-and-go motion sensor



IP65
Ingress
Protection
Angle



IK08
Impact
Rating



Ta50
Operational
Temperature
Rating



54,000hr
Lifetime



5 Year
Warranty

ARION LED LINEAR HIGHBAY

The Pierlite Arion LED Linear Highbay series is a family of sleek, light weight, ultra-efficient LED luminaires perfectly suited for high ceiling environments where good lighting and minimum glare are paramount.

FEATURES AND BENEFITS

- Sleek and stylish design
- Three optic options Medium (60° x 60°), Wide (90° x 90°) and Linear Asymmetric (30° x 90°)
- 5 year warranty



CRI 80
Colour Rendering Index



IP40
Ingress Protection Rating



IK08
Impact Rating



54,000hr
Lifetime



5 Year
Warranty

MAXIMASTER GEN 2 LED FLOODLIGHT

PIERLITE Maxi Master LED Floodlight Gen 2 Range is designed for high-performance output and energy savings. This compact high performer is perfect for general illumination in schools, particularly in high ceiling and car park applications.

FEATURES AND BENEFITS

- Now offering asymmetrical distributions for lower glare and symmetrical options for general purpose floodlighting.
- Diecast aluminium body powder coated black
- Lightweight for easy installation



CRI 80
Colour Rendering Index



IK08
Impact Rating



Ta40
Operational Temperature Rating



50,000hr
Lifetime




Non
Dimmable



5 Year
Warranty

LIGHTING THE
WAY THROUGH
**HALLWAYS, CORRIDORS
AND STAIRWELLS**





HALLWAYS, CORRIDORS
AND STAIRWELLS

→ Sensor lights are the smart way to provide your space with the right light at the right time.

Hallways and stairwells are areas that are typically lacking in natural light, which can affect navigation and appeal for students, staff and visitors. Using considered lighting choices can create a well-lit passageway at all times, enabling people to find where they need to go calmly and confidently. This doesn't mean using energy all day and night — explore options for automating your lighting with sensors and staying green with efficient sources of light.



Vandaguard LED
Lumen Select



Iris LED Linear
Surface Mount



Dot Kimbal range



Stringray 2 LED
Exit Light



Nipper LED Batten



VANDAGUARD LED LUMEN SELECT

The Australian designed and assembled Vandaguard adverse weatherproof range of luminaires have a proven and trusted history of being tough for all levels of public areas including schools, transport and high secured areas.

FEATURES AND BENEFITS

- Multiple wattages/lumen outputs in 1 fitting – 65W/8203lm, 55W/7033lm, 38W/5159lm, 32W/4282lm and 23W/3113lm
- Anti-ligature pressure die-cast LM6 marine grade aluminium body with a powder coated paint finish and robust frosted polycarbonate lens resist impact and abuse
- Standard opal diffuser security screws, clear diffuser with security Torx screws available upon request



CRI 80
Colour
Rendering
Index



IP66
Ingress
Protection
Rating



IK10
Impact
Rating



Ta40
Operational
Temperature
Rating



60,000hr
Lifetime



DALI
Dimmable



5 Year
Warranty

NIPPER LED BATTEN

COLOUR SELECT

LUMEN SELECT

The NIPPER is an efficient wide base LED linear batten designed in a sealed removable LED module and a white metal back plate with large terminal blocks for ease of installation.

The frosted diffuser is made from impact resistant material that produce a clean light, ideal for surface mount or suspended installations.

FEATURES AND BENEFITS

- Designed with a wide 130mm width base to easily replace old and energy consuming twin fluorescent battens
- Flicker free LED driver built-in for increased visual acuity and comfort
- Option for emergency with Lithium Iron Phosphate Battery 2.5W @ 350lm available



CRI 85
Colour
Rendering
Index



IP20
Ingress
Protection
Rating



54,000hr
Lifetime



4 Year
Warranty

STINGRAY 2 LED EXIT LIGHT

Stringray 2 LED Exit Light is a modern, stylish and quick connect exit light ideal for general interior applications.

FEATURES AND BENEFITS

- Aesthetic exit sign
- Flexible for ceiling or wall mounting
- Complete with replaceable Lithium Iron Phosphate (LiFePO4) battery



IP20
Ingress
Protection
Rating



Ta40
Operational
Temperature
Rating



50,000hr
Lifetime



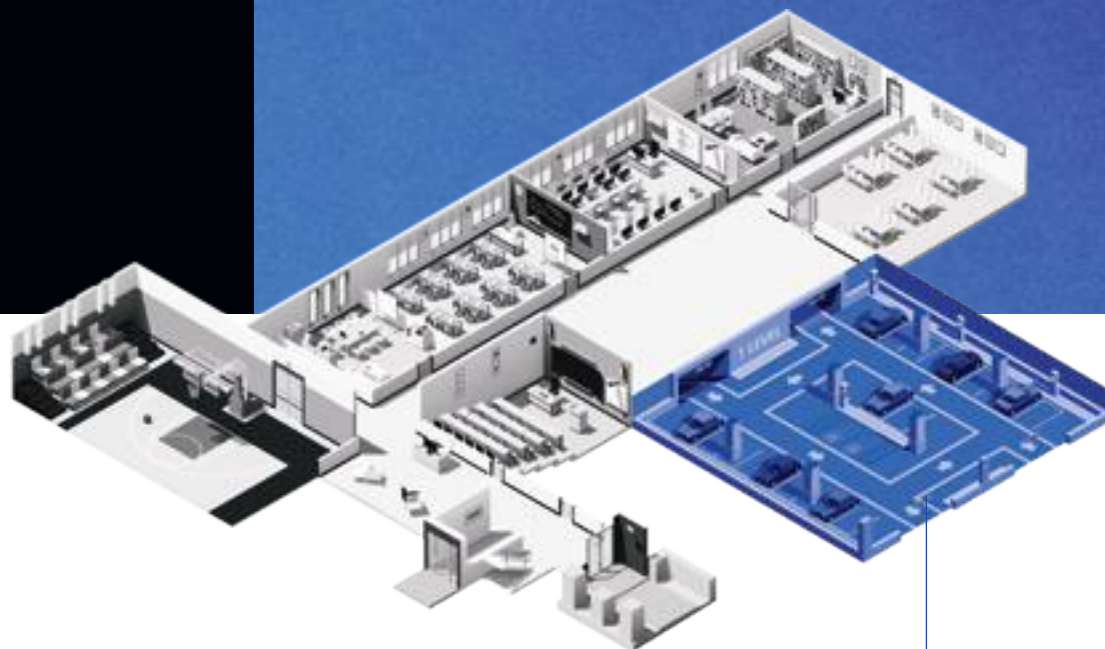
LiFePO4
Battery



4 Year
Warranty

STAYING SAFE
AND SEEN IN THE
CAR PARK





UNDERGROUND CAR PARKS

Use programmable zones to save energy and deliver light efficiently 24/7. Set the lights to automatically switch on for peak periods and reduce light to background levels for other times.

Underground car parks aren't typically known for exuding a sense of safety and comfort. With careful lighting design, they can. Considered lighting selections are vital for the safety of pedestrians and drivers in underground car parks.

The journey walking to and from vehicles, avoiding windshield glare that can obscure vision from within the vehicle, and the unique lighting needs near entrances are among the many needs Pierlite covers when planning lighting for an underground car park. It ensures a comfortable arrival and departure for students, educators and visitors, day or night.



Vandalux LED
Lumen Select



BWP Pro 2 LED
Weatherproof
Batten



BWP Pro 2 LED
Emergency
Weatherproof
Batten



VANDALUX LED LUMEN SELECT GEN 2

The Australian designed and assembled Vandalux adverse weatherproof range have a proven and trusted history of being tough for all levels of public areas including schools, transport and highly secured areas.

FEATURES AND BENEFITS

- Pressure die-cast LM6 marine grade aluminium body with a powder coated paint finish and robust frosted polycarbonate lens to resist impact and abuse with its lockable stainless steel clips on body
- Multiple wattages / lumen outputs in 1 fitting with Lumen Select
- Two sizes available 4FT (22W, 30W, 37W, 53W, 63W) and 2FT (16W, 20W, 28W, 33W)



CRI 80
Colour
Rendering
Index



IP66
Ingress
Protection
Rating



60,000hr
Lifetime



IK10
Impact
Rating



5SDCM
MacAdam
Step Ellipse



DALI
Dimmable



5 Year
Warranty

BWP PRO 2 LED EMERGENCY WEATHERPROOF BATTEN

The high output LED emergency weatherproof batten has longer life and the ability to select your preferred lumen output/wattage within one light fitting.

FEATURES AND BENEFITS

- Polycarbonate body with durable foam seal and frosted prismatic polycarbonate lens resists impact (IK08)
- Options: Standard and DALI , DALI Emergency, DALI Sensor with replaceable Lithium Iron Phosphate (LiFePO4) battery for Emergency code
- Supplied with stainless steel mounting clips for easy installation without compromising the IP65 integrity



CRI 80
Colour
Rendering
Index



IP65
Ingress
Protection
Angle



72,000hr
Lifetime



IK08
Impact
Rating



3SDCM
MacAdam
Step Ellipse



Ta40
Operational
Temperature
Rating



7 Year
Warranty



DALI
Dimmable



LiFePO4
Battery



UNLOCK THE VALUE OF SMART BUILDINGS

As the demand for education institutions that make their occupants healthier, happier and more productive increase, so too do the targets for wellness and sustainability criteria, including the WELL building standard, Nabers, Greenstar and NCC J6.



With a combination of best-in-class luminaires, smart sensors and world-leading Internet of Things (IoT) technology providers, Pierlite Connect's new generation of smart building solutions delivers greater control and advanced data analytics.

Using these data insights, customers are able to optimise their building environments through increased safety and wellbeing benefits and decreased energy costs.

ACTIONABLE INTELLIGENCE

- BMS Intergration
- Customizable API (Application Programming Interface)
- Geographically distributed assets
- Event workflows

WELLNESS

- Human Centric Lighting
- WELL Building Standard Compliance

COMPLIANCE

- NCC Section J6
- Greenstar
- NABERS

ENERGY SAVING

- Daylight Harvesting
- Energy monitoring
- Dimming and powering up depending on occupancy

FACILITY OPTIMISATION

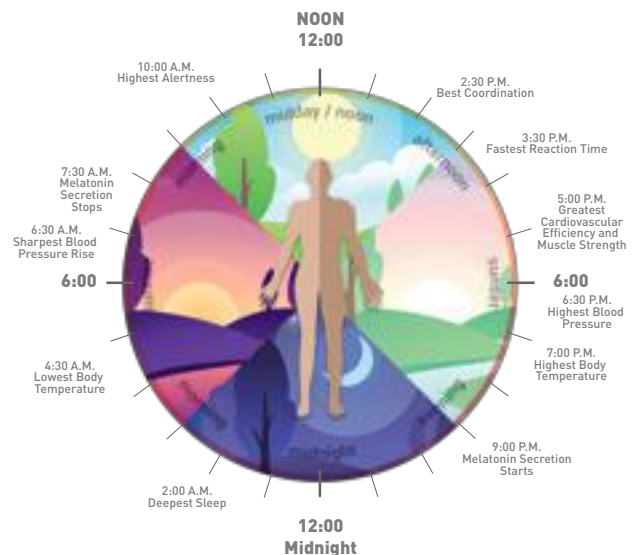
- Occupancy sensing
- Complex lighting scenes
- People counting
- Asset tracking
- Turnkey end to end engineered solution
- Occupant satisfaction

HUMAN CENTRIC LIGHTING

Pierlite offers the art of creating lighting that mimics the natural daylight that drives our bodily functions. It enhances human performance, comfort, health and wellbeing.

Many studies have proven the positive effects that human centric lighting has on cognitive functions, including improved concentration and sustained attention, higher performance speed, reduced error rate and improved memory functions.

Suitable lighting at right time helps to improve learning and working productivity as well as enhance the quality of relaxation. Overall, Human centric lighting in classrooms more attractive and more conducive to learning.



SAVE BIG WITH RETRO-FIT SOLUTIONS BY INTEGRATED

INtegrated



Integrated are proudly part of Australia's most innovative and comprehensive lighting group – GLG. With over 100 years of experience in Australian manufacturing, being part of GLG provides Integrated with access to the knowledge and expertise that is required to lead the transition from old inefficient lighting to the new LED efficient lighting solution. We know clients need more than just illumination, they need flexible solutions that do not sacrifice reliability, efficiency or commitments to energy reduction.

Our understanding of the requirements for lighting design, specification, procurement and install and commissioning capabilities enables us to support you through every stage of the process – from project formation to the delivery phase with ongoing support. Our team will provide you with latest lighting technology and lead the development of the best lighting solution to suit your needs.

The lighting and control solutions that we provide will result in a reduction of energy cost, energy usage and greenhouse gas emissions – all whilst complying with work, health and safety requirements. It is through these exceptional outcomes that Integrated improves the environments of where people learn, work and live.

ASSISI CATHOLIC COLLEGE

Integrated Outcomes were engaged by Brisbane Catholic Education and one of the South East Queensland's most sought after colleges – Assisi Catholic College – to provide an end to end lighting solution that would save them energy and maintenance costs whilst improving the overall learning environment.



ST MICHAEL'S GRAMMAR SCHOOL

Integrated Outcomes were engaged by St Michael's Grammar to provide an end to end lighting solution that would not only reduce the school's energy usage, maintenance costs and emissions, but would also improve the overall learning environment for students.



NEW SOUTH WALES NATIONAL HEAD OFFICE

Phone: 1300 799 300 | Fax: 1300 789 300
96-112 Gow Street, Padstow NSW 2211
Postal Address: PO BOX 314 Padstow NSW 2211

QUEENSLAND

Phone: 1300 799 300 | Fax: 1300 789 300
54 Berwick Street, Fortitude Valley QLD 4006
Postal Address: PO Box 500 Fortitude Valley QLD 4006

VICTORIA / TASMANIA

Phone: 1300 799 300 | Fax: 1300 789 300
Unit 2, 20 Sabre Drive, Port Melbourne Vic 3207

SOUTH AUSTRALIA / NORTHERN TERRITORY

Phone: 1300 799 300 | Fax: 1300 789 300
Level 2, 191 Fullarton Rd, Dulwich SA 5065

WESTERN AUSTRALIA

Phone: 1300 799 300 | Fax: 1300 789 300
77 Truganina Road, Malaga WA 6090
Postal Address: PO Box 2046 Malaga, WA 6944



1300 799 300 | PIERLITE.COM.AU



November 2021

Pierlite is a registered trademark of Gerard Lighting Pty Ltd ©Copyright Pierlite 2021. Gerard Lighting Pty Ltd and all directly related legal entities reserve the right to alter the specifications, designs or other features of any items herein and to discontinue any items at any time without notice and without liability.