

GOLDEN MOTORHOME TIPS



TABLE OF CONTENTS

3

TECHNICAL TIPS

6

TIPS TO ENJOY

10

IN AND AROUND THE
MOTORHOME

14

MOTORHOME CUISINE

18

GETTING PREPARED

22

TOILET TIPS

26

SUSTAINABLE
MOTORHOMING

30

BEAUTIFUL
DESTINATIONS



TECHNICAL TIPS

By and for motorhome owners from the
Campercontact community of 1 million.

Golden Motorhome tips

"The last time I refuel the motorhome before it goes into winter storage, I fill it up with vPower diesel. As a result, I never have any problems starting it when I pick it up again in the spring."

Will

"Place wine corks between your wiper arm and the windshield to keep the wiper blade off the glass. This will prevent them from freezing on your windshield in the winter. If you use them when travelling or winterizing your motorhome, your wiper blades will last much longer."

“

Sean

"Two years ago, my refrigerator broke down. As a new unit was no longer available, a handyman installed a separate thermostat. Everything works again and it only cost me €250."


Gerrit

"Set your 4 tyres to maximum permitted pressure during winter storage or extended downtime."

Patrick



Golden Motorhome tips




“Excessive humidity can cause mould or nasty odours in your motorhome. By putting an outdoor sensor from a radio weather station inside the motorhome, you can constantly monitor the temperature and humidity. A simple way to prevent problems.”

Arno

“Install a window restrictor from the inside frame to the door so the door cannot be opened from the outside. Easy to remove if a quick exit is needed and doesn't restrict cab use (unlike a strap or chain between the door arm rests). Install it low down, then it can't be reached if the window is smashed.”

Michael





TIPS TO ENJOY

By and for motorhome owners from the
Campercontact community of 1 million.

Golden Motorhome tips

”It's nice to avoid the motorways and get to the most beautiful places.”

Hartger

”Don't just read the first page of reviews of a site on Campercontact, take some time to read through them all. This has helped us to find out lots of useful information about the area, route or other useful and fun tips! I also include this kind of information in a review as a way to help each other.”

Karin

”When you put flowers in your motorhome, it instantly feels like home. I often find beautiful branches, flowers, autumn leaves or even husks. For me, it strengthens the relationship with the place where I am staying at the time. Sometimes it creates a lasting memory.”

Jody

”Drive anticlockwise around an island, that way you always drive on the coast. You'll see less trees and won't have to deal with overhanging rocks.”

Paul



Golden Motorhome tips



“The best tip I can give is to stop planning and go with the flow. Just let the wheels lead the way each day. This will make us feel free and alive in our travels.”


Maria

“Add a positive quote on the back of your motorhome. Any road user who reads it will feel happy.”

Henk







IN AND AROUND THE MOTORHOME

By and for motorhome owners from the
Campercontact community of 1 million.

Golden Motorhome tips

1 "Use a marble to check if your motorhome is level on your pitch. It is quick and easy, and it will always roll to the side where the blocks should be placed. No more mistakes AND it's a lightweight solution."

Barry

"I keep a piece of artificial grass in the garage. As soon as I arrive at my destination, I put the artificial grass in front of the door. This way you always step into the motorhome with clean feet."

Jan

"Buy a fly curtain with magnets. Sew the curtains together, with the magnets on the outside. Fix the magnets to the motorhome to protect the entrance from mosquitoes and flies."

Alexandra

"Put a hair band around your cutlery to prevent rattling while driving."

Marco



Golden Motorhome tips

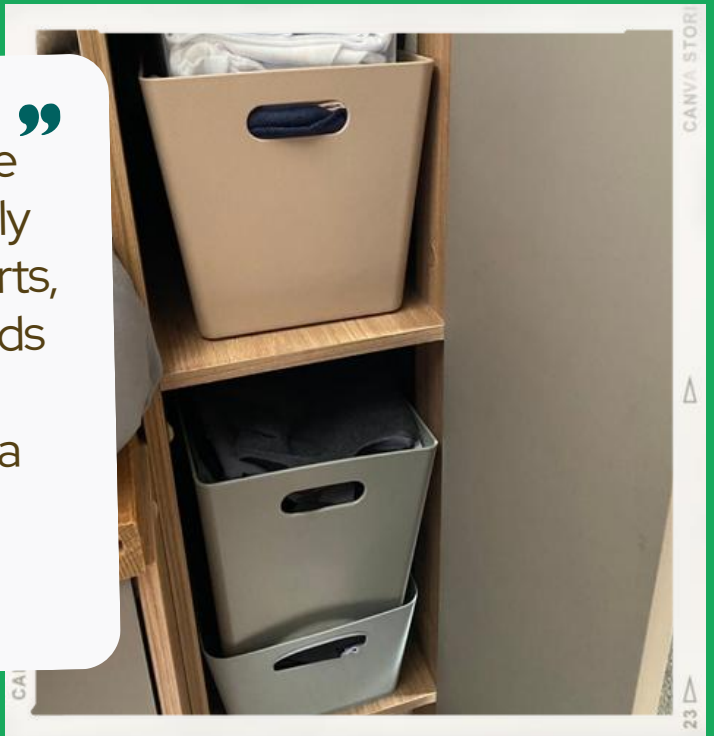


”
"Install long cabinet handles under your cabinets to create extra drying racks. The stainless steel ones look nice. They come in different sizes."

Marco

”
"Use different-sized storage baskets to arrange and neatly store underwear, socks, T-shirts, jumpers etc. in your cupboards and wardrobes. No more frustration sorting through a jumble of clothes!"

Carolyn







MOTORHOME CUISINE

By and for motorhome owners from the
Campercontact community of 1 million.

Golden Motorhome tips

“Turn your frying pan into an oven by putting a grill in it. You can cook pizza, prebaked rolls and oven fries. The possibilities are endless.”

Jacob

“Use a haybox to cook pasta, rice and noodles. Bring water to a boil, add rice, bring to a boil again, turn off the gas and put the pan in the haybox. It will be ready in 10 minutes. You can cook lots of dishes in a haybox.”

Emmie

“Regularly cook a big one-pot meal that you can eat for two days. Eat one half straightaway; the other half goes in the fridge to be reheated the next day.”

“Simple but tasty – sardines on the BBQ.”

Dirk



Golden Motorhome tips



”
"Make sure you always have a bag of marshmallows in your motorhome and something to start a fire with!
A taste sensation."

Yvonne

”
"We made a shelf half the size of the kitchen sink so you have extra workspace but can still use the tap and gas stove. I use it to make coffee, but it can also be used as a breadboard or serving board!"

Annelies







GETTING PREPARED

By and for motorhome owners from the
Campercontact community of 1 million.

Golden Motorhome tips

"I constantly edit my checklist to help me to be spontaneously ready for the next trip. It contains things that I urgently need on the road as well as work that needs to be done before I leave. Then I drive away with less stress."

Maria

"When deciding what to pack, lay out everything that you think you'll need, (clothes, toiletries, food etc) then get rid of at least 50%. Have another look and discard three more items. It's surprising how much unnecessary stuff we can get rid of. "

Charlie

"Write down the dimensions of your motorhome on a small piece of paper, include mirrors folded in and out. Stick the note with the measurements on your dashboard so you always have it handy if you have to drive through a narrow space. This means less stress and hopefully no damage!"

Laura

"Wax the front of your motorhome before you leave. When you arrive at the motorhome site, you can easily wipe the flies straight off your motorhome"

Marie-José



Golden

Motorhome tips



”
"Martens regularly cause damage to cables. Try to prevent this by using a special spray. Although it's not scientifically proven, dog hair tied in tights or putting a toilet block under the bonnet also seems to help."

Sandra

”
"Never forget your cosy lanterns/battery lights, so you can always create a lovely ambiance. Things can sometimes go wrong when you are motorhoming and you might forget a few things. That doesn't matter, as long as there is a good atmosphere :)"

Yana







TOILET TIPS

By and for motorhome owners from the
Campercontact community of 1 million.

Golden Motorhome tips

Grey water can be discharged through your toilet container. You can often empty your chemical toilet but can't discharge your grey water. Open the tap above your toilet container to empty it into the chemical toilet dump station. ”

Boudewijn

“ ”1 litre of vinegar and 1/4 litre of concentrated fabric softener (choose your favourite scent). If you splash this in the toilet after discharging, your motorhome will smell wonderfully fresh. It's also cheap, environmentally friendly, the toilet paper dissolves better, and it will smell better when discharging.”

Marina

” ”Buy special toilet bags for use on boats at a watersports shop. If the toilets are dirty or the sanitary block is closed, you can hang these in your toilet and do a poop. I took the bag to the bin in a fancy paper bag, and no one noticed a thing. 😊”

Ciska

“ ”Collect your sink water and use it to flush the toilet. This means you save drinking water, and your wastewater tank will be a little less full. So you kill two birds with one stone. ”

Jeroen



Golden Motorhome tips



”Think of the environment and make an 'eco-toilet'. It's very easy to make with stuff from the internet and some wood. No chemicals needed! Just some biodegradable cat litter pellets, a bottle and a plastic container.”

Ellen

”During longer motorhome trips/holidays where you want to be off-grid as much as possible, always bring an extra cassette for your toilet.”

Vincent







SUSTAINABLE MOTOR- HOMING

By and for motorhome owners from the
Campercontact community of 1 million.

Golden Motorhome tips

“When it's nice and sunny, keep empty plastic bottles and fill them with cold water. Put them in the sun all day so you'll have warm water to wash the dishes with.”

Follie

”

2

“You can save a lot of energy by using infrared foil under the floor because your motorhome will still be comfortable at a much lower room temperature. An alternative would be ready-made heat mats for under your feet. The bigger the better.”

Ben

“Buy locally on your motorhome trips: from local farmers, on the roadside and in small specialty shops. You'll eat the tastiest things and meet the nicest people.”

Alice

“Buy an electric stove, it's better for the environment and you don't have to lug gas bottles. around ”

Jeanette



Golden

Motorhome tips



”
"Enjoy nature. Take a look
around, there is so much beauty
in the world."

Aukje

”
"Always take a hot water bottle for
the colder nights. It's a cheap and
easy way of staying warm without
having to use a heater."

Julie



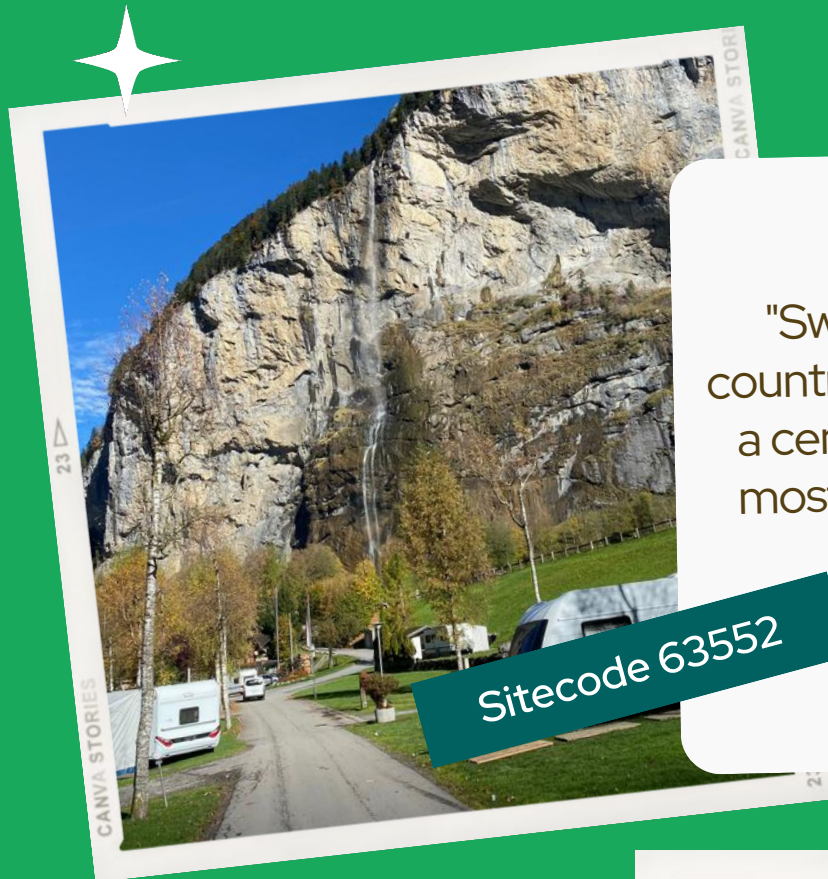




BEAUTIFUL DESTINATIONS

By and for motorhomers from the
Campercontact community of 1 million.

Golden Motorhome tips



Sitecode 63552

”
"Switzerland is an impressive country. And Camping Jungfrau is a central location for one of the most impressive experiences in Switzerland."

Peter

”
"Equipped with all necessary facilities, not too expensive, surrounded by nature and friendly owners. Wonderful hiking/biking/swimming in heavenly surroundings and a bright shining sun that sets colourfully in the evening. You may not believe such a place exists. But it does - at Porté-Puymorens, French Pyrenees!"

Atwil

Sitecode 69719



Golden Motorhome tips



Sitecode 6866

3

Plateau d'Assy is a beautiful motorhome site in the French Alps with a view of the Mont Blanc."

Martin

"An amazing campsite at a beautiful location. Las Arenas in Spain."

Jolande

Sitecode 78150



Golden

Motorhome tips



Sitecode 18743

”
"Motorhome stopover Laponia, on the E45 back road, about 5km north of Jokkmokk, Sweden. A lovely free motorhome stopover by a lake, in very beautiful natural surroundings. Please keep the place clean and protect nature."

Gerold

"The best view from your motorhome in October at sunrise with clouds at 7 am. Camping La Focetta Sicula in Alessio near Taormina!"

Sitecode 57700



