

Term 2 2025
Online Edition

Contact us for pricing or
visit us online

CREATE LOCKABLE
SPACES FOR ALL
YOUR LAPTOPS AND
TABLETS TO CHARGE
AND STAY SAFE

WHITEBOARD CABINETS

THE ULTIMATE ALL-
IN-ONE STORAGE
SOLUTION THAT
EVERY CLASSROOM
NEEDS

FREE UP SPACE
AND MOUNT YOUR
TELEVISION OR
DISPLAY UNIT INSIDE
YOUR WHITEBOARD
CABINET

PROUDLY
FURNISHING NZ
SCHOOLS FOR
30 YEARS

What's Inside

Whiteboard Cabinets
Work Stations and Desks
School Tables and Desks
Chairs and Stools
Educational Units
Storage and Display Solutions
Viewboard Interactive Display
Modular Units
Staffroom/Waiting Room Inpo



educated
furniture
built for learning

Whiteboard Cabinets

Optimise your storage and make learning visible.



Whiteboard cabinets are our speciality

Choose from a wide a array of cabinet bases that include cupboards, drawers, cube crates and tote trays to enhance your unit. All upper levels have adjustable shelving, hiding behind the sliding whiteboards, making them the ultimate all-in-one storage solution and collaborative workspace. Locks can be added to all drawers, doors and whiteboards for secure storage of televisions, electronic devices and other resources. All our whiteboards are frameless and feature a solid MDF core with high quality and durable porcelain surface and sleek handles.

Depending on the combination of units you choose, the width of your cabinet can vary between 1600mm wide (being the smallest size) to the largest option of 4800mm wide.

Our 400 deep units are all 2000mm high x 400mm deep with the interior shelves of the base unit (lower section) being 400mm deep and depth in the top section (behind the whiteboards) being 290mm deep.

We also offer 600mm deep x 2000mm high cabinets which have been designed and developed especially for STEM rooms where bulkier items may need to be stored. The interior shelves of the base cabinets (lower section) are 600mm deep and the shelving behind the whiteboards being 490mm deep.



2600W x 2000H x 400D
 2 x 1300W Whiteboards
 1 x Unit C
 1 x Unit F
 1 x Unit C
 + Tote Trays

2400W x 400D x 2000H
 2 x 1200 Whiteboards
 1 x Unit R
 1 x Unit C
 1 x Unit A
 + Tote Trays and Cube Bins



Example Whiteboard Package

3600W Whiteboards
 1 x Unit R
 1 x Unit G
 1 x Unit C
 1 x Unit I
 + Tote Trays & Cube Bins



Example Whiteboard Package

3200W Whiteboards
 1 x Unit V Cupboard
 1 x Unit B
 1 x Unit D
 1 x Unit F
 + Tote Trays & Cube Bins



Porcelain Whiteboard Standard Sizes

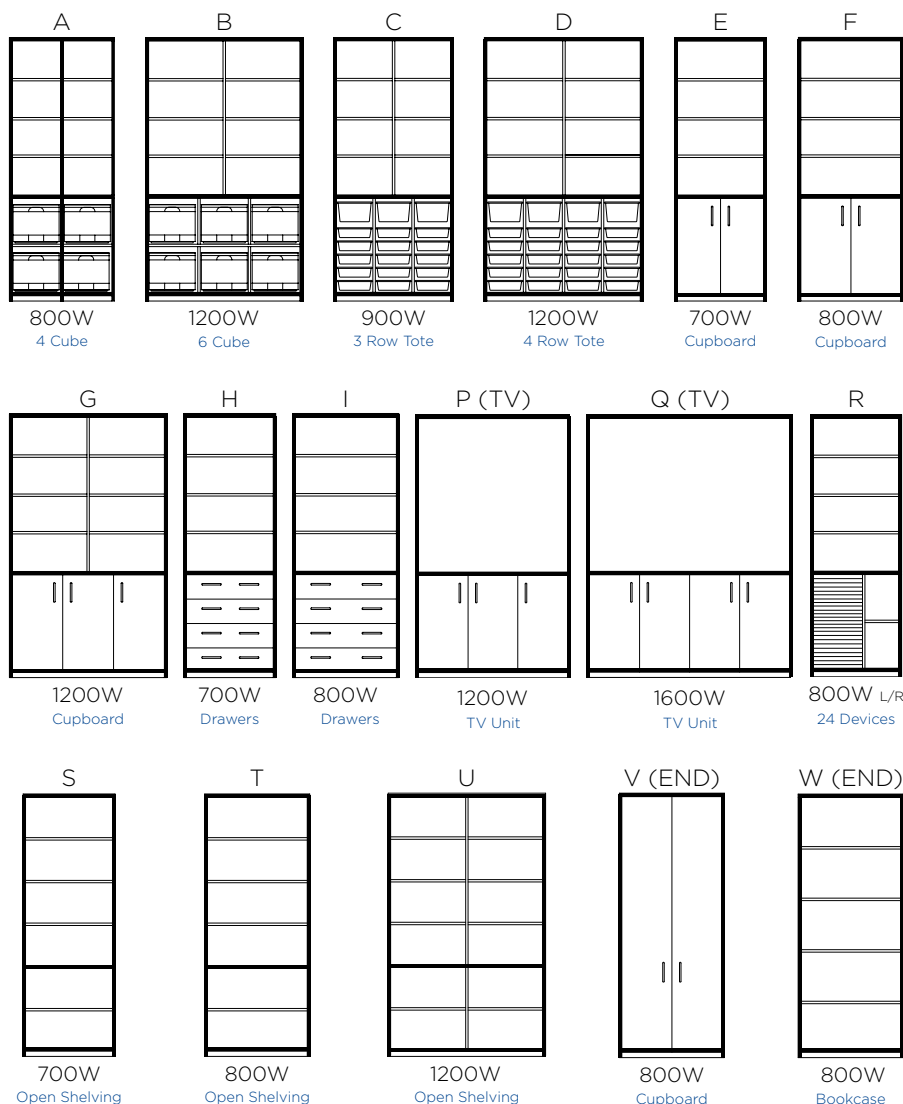
1800W x 400D x 2000H - with 2 1200 x 900 boards
 2400W x 400D x 2000H - with 2 1200 x 1200 boards
 3000W x 400D x 2000H - with 2 1200 x 1500 boards
 3600W x 400D x 2000H - with 2 1200 x 1800 boards
 4800W x 400D x 2000H - with 2 2400 x 2400 boards

Example Whiteboard Package

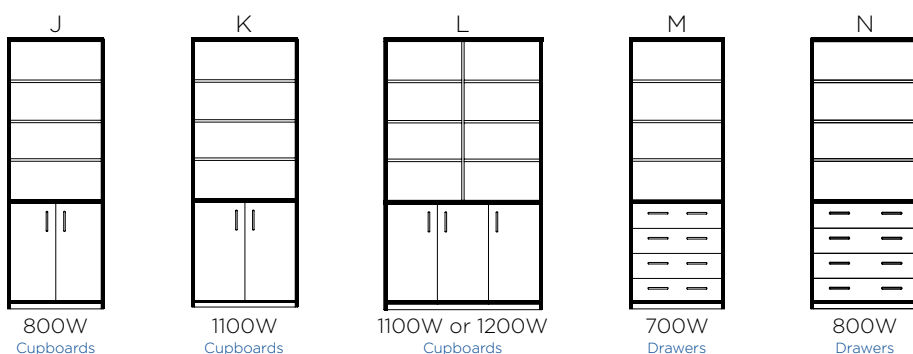
2400W Whiteboards
 1 x Unit E
 1 x Unit C
 1 x Unit A
 + Tote Trays & Cube Bins



400mm Deep Base Units



600mm Deep Base Units



Extra Options

Tote Trays

Small 400L x 270D x 75H
Large 400L x 270D x 150H
Grey | Red | Blue | Clear



Cube Crates

Stand alone or stack
360L x 360D x 280H
Clear | Blue | Grey



DQLS - Acoustics

Cabinets can also be fitted with built-in acoustic absorbent coverings that can be customised in your choice of colour, design or branding.



Locks

Add locks to whiteboards, doors and drawers for secure storage of televisions, devices and other resources

NB: Trays and Cube Crates sold separately



CUSTOMISE
THE PERFECT
WHITEBOARD
CABINET FOR
YOUR CLASSROOM
OR LEARNING
ENVIRONMENT



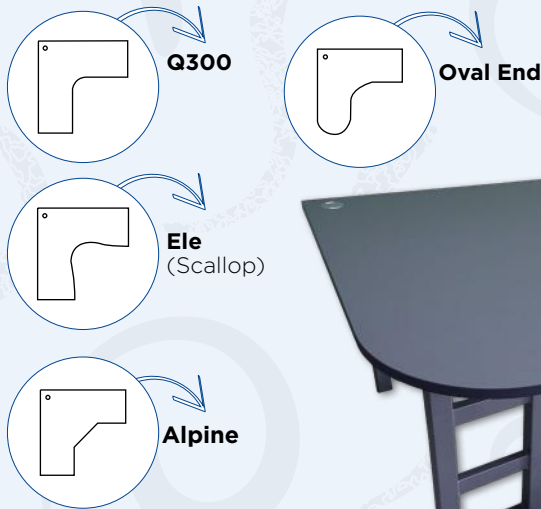
EF Sweet Seventeen Colour range



Workstation Range

Our workstations are made to order so you can customise them to suit your environment.

Choose your top shape and colour/finish



Choose the top size

1200L x 1800L (left or right)
1200L x 2000L (left or right)
1200L x 2400L (left or right)
1800L x 1800L (left or right)

Choose the top depth

600D, 700D, 750D, 800D
Or any other increment you specify

Choose your legs



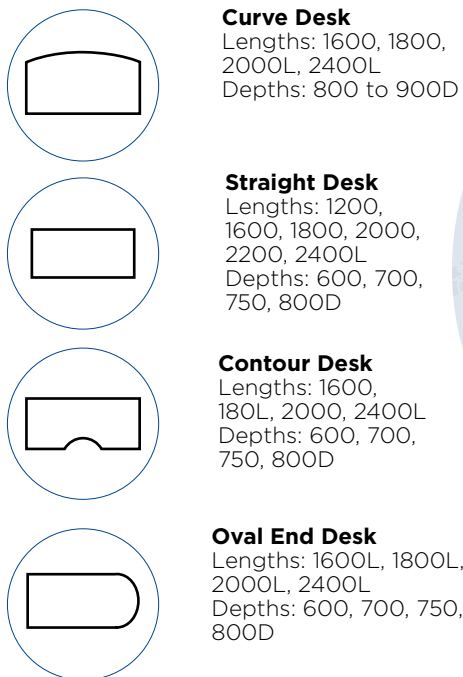
Comes fully assembled

Workstations come standard with a cable port in the corner of the top. More can be added on request.

Desk Range

Our desks are made to order so you can customise them to suit your environment.

Choose your top shape, dimensions and colour/finish



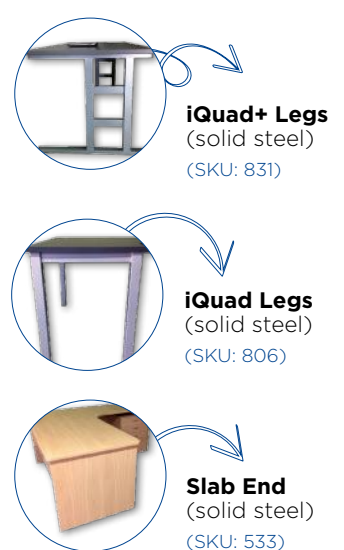
Curve Desk
Lengths: 1600, 1800, 2000L, 2400L
Depths: 800 to 900D

Straight Desk
Lengths: 1200, 1600, 1800, 2000, 2200, 2400L
Depths: 600, 700, 750, 800D

Contour Desk
Lengths: 1600, 1800L, 2000, 2400L
Depths: 600, 700, 750, 800D

Oval End Desk
Lengths: 1600L, 1800L, 2000L, 2400L
Depths: 600, 700, 750, 800D

Choose your legs



Comes fully assembled

Desks come standard with a cable port in corner. More can be added on request.

EF Sweet Seventeen Colour range



School Tables and Desks

Classroom Tables

(SKU: 85)

18mm Melteca tops or
Whiteboard top with rounded
corners
Solid 2mm PVC edges
32mm round steel legs

Sizes Available

800L x 600/800D
1200L x 600/800D
1600L x 600/800D
1800L x 600/800D
Or any size on request



Want to replace your tops?

Use your existing frames and
refresh your school's tables
with replacement tops



Tables can be made with adjustable legs
so heights can be changed for different age
groups and activities

Optional Extras:

Adjustable legs - 530 - 625 - 685 - 725 mm
Tall Tables 800 and 900 high
With 4 locking castors
Heavy duty frame with 51mm round legs
Other sizes available on request


Classroom Staples

Swerve Tables

(SKU: 164)

1200L x 800D x Height
18mm Melteca tops with 2mm PVC Edges
32mm round steel legs

Versatile
tables can
be arranged
in groups or
placed as
individual tables
for seating 4
students



Optional Extras:

Adjustable legs - 530|625|685|725 mm
Tall Tables 800 and 900 high
With 4 locking castors
Heavy duty frame with 51 mm round legs

Horseshoe Tables

(SKU: 162)

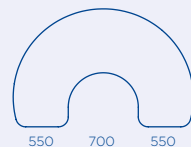
1800L x 800D x Height
18mm Melteca tops
Solid 2mm PVC Edges
32mm round steel legs

Adding a whiteboard
tops is a great low-
tech teaching and
learning tool



Optional Extras:

Adjustable legs - 530|625|685|725 mm
With 4 locking castors
Whiteboard tops



Switch Tables

(SKU: 163)

A - 800L x 800D Year 1-6
B - 1000L x 1000D Year 7-13
18mm Melteca tops
Solid 2mm PVC edges
32mm round steel legs

Switches offer lots of
flexibility - working well
as individual tables for
four students or placed
together in larger groups



Optional Extras:

Adjustable legs - 530|625|685|725 mm
Whiteboard top
Heavy duty frame with 51 mm round legs

Tall Tables

(SKU: 130)

800H - Year 1-4
900H - Year 4-13
Heavy duty
frame with
51mm round legs



Perfect for
students of all
ages working
teamed up with
our Pepper
Stools or MLE
Stools.



Size options

1200L x 600D/800D
1600L x 600D/800D
1800L x 600D/800D
1200L x 1200D
1200L x 1800D
1200L x 2400D

EF Sweet Seventeen Colour range




Omega Tables

(SKU: 168)

18mm Melteca tops
Solid 2mm PVC Edges
32mm round steel legs



Omega tables give you flexibility to change the shape to suit different tasks during the day. The Connecta table also gives you the group stand-alone table.



Year 1-6	950 Ø A	950 Ø B	950 - Connecta 1600 x 800 C
Year 7-13	1100 Ø D	1100 Ø E	1100 - Connecta 1800 x 950 F

Optional Extras:

Adjustable legs - 530 | 625 | 685 | 725 mm
With 4 locking castors
Whiteboard tops



Double Desk

(SKU: 319)

1200L x 600D



Fixed Top Desk

(SKU: 105)

600W x 475D



Lift Top Desk

(SKU: 102)

600W x 500D



Single Desk

(SKU: 318)

600W x 475D



Straight legs so desks can form groups
Rounded front corners
32mm steel frame

Standard Heights for all Desks

Year 1-2
560mm high

Year 3-4
625mm high

Year 5-6
685mm high

Year 7-8
725mm high

Optional Extras: Add a modesty panel to the lift top, fixed top, zed desk or single desks

Zed Desk

(SKU: 106)

Generous work top with heavy duty frame that is built to last
Two top options available:
A Standard with rounded corners - 600W x 600D
B Contour with rounded corners - 600W x 600D
Custom widths of 800L or 1200L also available



Designed so Zeds can be placed alone or banked together in groups

Generous space of 525mm between legs - pairs perfectly with our Summit and En One Chairs



Study Carrels

(SKU: 299)

- A Single 800L x 600D x 400H
- B Double 1600L x 600D x 400H



200mm shelf
32mm diameter legs
Solid 2mm PVC edges
Rounded corners
Custom heights or adjustable legs also available
A great option to have a couple of these within a large big learning space.

(SKU: 176)

EN One Chair

All you need in a chair.

Exclusive to Educated Furniture

Our very best polypropylene chair, the EN One's child friendly design offers fantastic ergonomics and all day comfort and flexibility.

It's easy to stack and can fit an incredible 21 high within a 2 meter space. The intelligent one piece form makes it simple to clean and is suitable for both indoor and outdoor use.



educatedfurniture.co.nz | sales@educatedfurniture.co.nz | 0508 645 397



100% recyclable

EN ONE3 Yrs 1 - 2

EN ONE4 Yrs 3 - 4

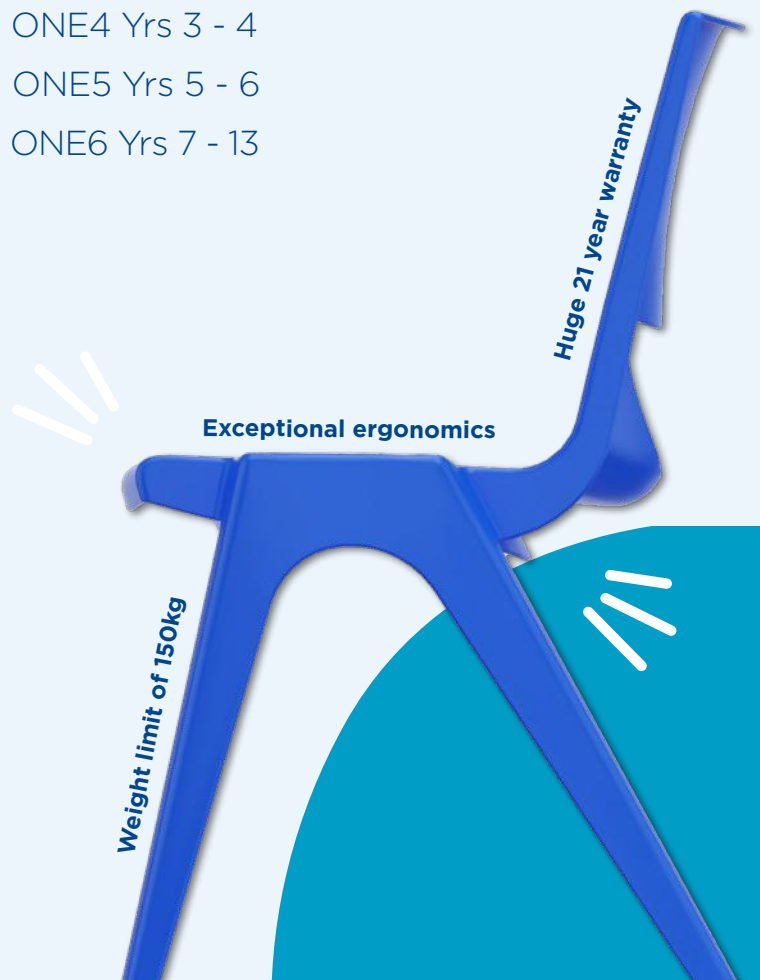
EN ONE5 Yrs 5 - 6

EN ONE6 Yrs 7 - 13

Lightweight, durable and stackable



Find out more



Exceptional ergonomics

Huge 21 year warranty

Weight limit of 150kg

All dimensions in millimetres (mm) unless otherwise stated

Chairs and Stools

Pepper Stool

(SKU: 124)

With a contoured polypropylene seat, solid steel frame and plenty of colours to choose from, the Pepper Stool is sure to be a great addition to your classroom.

Caters to students from Year 1 through to Year 13.



High Bob Stool

(SKU: 127)

The reinforced polypropylene shell and quality steel frame make this stool lightweight, strong and durable as well as very easy to clean.

Overall dimensions: 510W 535D x 660H



Rainbow Chairs

(SKU: 117)

Polypropylene seat
Stackable (without arms)
Heavy duty frame with a grey hammertone powder coat finish



These little chairs are great for pre-school and primary


Optional Extras:

- Add arms
- Add adjustable legs
- Add adjustable legs and arms

ZTool

(SKU: 178)

660 x 570 x 400mm
Weight: 1.7 kg
Versatile work surface for writing or using laptops on the ground, in a chair or outdoors



Portable and stackable with no assembly required



Lightweight one-piece design

Optional Extras:

Ztool trolleys: **From \$265**

Envy Chair

(SKU: 234)

Polypropylene Seat
Quality chrome plated tubular frame
Free trolley with every 40 Envy Chairs ordered
NB White an indent colour



Optional Extras

Additional trolleys can be purchased as required

Stackable and linkable making these ideal for school halls and auditoriums

MLE Stools

(SKU: 126)

Four heights available: 400, 450, 550, 660mm
19mm square steel frame
45mm thick foam seat
Non-skid rubber feet



We recommend choosing a very hard wearing stain resistant fabric that will withstand being punctured and can still be cleaned when required

Teardrop Bean Bags

(SKU: 473)

Premium canvas
12 month warranty

Bean bags come pre-filled with liners inside

Black piping and air vents in base



Great for indoor and outdoor use!

Titan Chairs

(SKU: 175)

Made from virgin polypropylene
160kg weight rating (size 6 chair)
Stacked up to 12 high

5 sizes available 310 - 460mm high



Lightweight and stackable

- Size 2 - 310H Preschool
- Size 3 - 350H Year 1-2
- Size 4 - 380H Year 3-4
- Size 5 - 430H Year 5-6
- Size 6 - 460H Year 7-13

- Indent Colours: blue, green, red
- Stock Colours: blue, green, red, yellow, grey, blue, orange, yellow

Fritter Floor Cushions

(SKU: 172)

Size 500mm diameter
80mm thick
Heavy duty foam with vinyl cover
12 month warranty

Optional Extras:

Fritter trolleys: **From \$172**

Single trolley #472a (holds 10)

Double trolley #472b (holds 20)

Triple trolley #472c (holds 30)



Jari Active Stool

(SKU: 301)

Comes fully assembled
Adjustable 400 - 500H
Slip resistant base
Anti-bacterial,
waterproof and mould-
proof seat material

Suitable for
students of all ages
as well as adults



The ideal
way to stay
focused and
concentrate

Allows user
to move and
adjust



Peekaboo Stool

(SKU: 302)

Made from durable plastic, it
is lightweight and stackable
for easy storage. The award-
winning design prevents the
'vacuum effect' when stacked
together.

400W X 410D X 467H

Back: 50H

Seat: 340W x 300D

100% recyclable



(min 4 stools per order)

Easy to clean
and no parts to
repair

Soft peel
shaped top acts
as a backrest
and carry
handle



Bloom Stool

(SKU: 303)

Perfect for the classroom, the Bloom
Stool is a motion seating solution
that allows students to gently rock
or wobble while simultaneously
focussing on their school work.

Standard 330mm diameter for all
sizes.

400W X 410D X 467H

Back: 50H

Seat: 340W x 300D



Rubberised base and seat feel
secure and prevent slipping,
even on smooth surfaces.

Strong, lightweight,
easy to move and easy
to clean.

310H - Size 2 Year 0-2

370H - Size 3 Year 3-4

450H - Size 4 Year 5-13



(SKU: 180a)

Summit Chair

Complete with heavy duty steel frame, moulded seat
and flexible back, the Summit Chair is a long lasting
and great value multi-functional school chair.

Also available as a gas lift and an architectural gas lift.

Sizes

Heights

Seat size

Colours

Year 1-2

310mm

Small



Year 3-4

360mm

Medium



Year 5-6

400mm

Medium



Year 7-13

450mm

Large



Yrs 1-2 Chair

Yrs 3-4 Chair

Yrs 5-6 Chair

Yrs 7-13 Chair



Buro Roma Mid Back Chair

(SKU: 240)

630W x 600D x 1120H
Back: 430W x 445H
Seat: 460-590H
130 x 48mm gas lift

Optional Extras:

Height and width adjustable arms
3 lever with seat slide
Customer specified fabric



2 Lever



3 Lever

Adjustable seat and back rest angle

Polyurethane moulded foam & D1 nylon base with 60mm twin wheel castors

Also available in a High Back model **SKU 241 HB Roma Chair**

Great teacher's chair



Buro Mentor

(SKU: 662)

635W x 640D x 1020H
Back: 485W x 575H
Seat: 515W x 480D

Synchronised seat and backrest angle with 4 position locking adjustment



Polyurethane moulded foam seat

Black nylon of polished aluminium base

Optional Extras:

Height and width adjustable arms
3 lever with seat slide
Customer specified fabric (seat only)

Neo Chair

(SKU: 655)

680W x 630D x 855H
Back: 605W x 450H
Seat: 680W x 490D
High density soft pile foam
Full 5 year guarantee (excluding upholstery)

Keylargo Ash (Quick ship)



Apollo Couches

(SKU: 486)

All options 750D and 780H
Chair - 570W
2 seater - 1100W
2 1/2-seater - 1470W
3-seater - 1640W

A versatile, compact armless chair with high density foam



Konfurb Hady

(SKU: 652)

600W x 615D x 845H
Both comfortable and stylish
High-density foam
4 leg wooden base or chrome sled base

Keylargo Ash (Quick ship)



Staffroom and reception seating solutions

Taurus Stool

(SKU: 254)

Size: 435W X 750H
Great for staff rooms, communal areas, or even in the classroom
Comes in black or white with a chrome base

\$155 ea

Comfortable, durable, easy to clean and stackable



Pairs perfectly with our Converse Bar Table

Emi Stool

(SKU: 271)

\$263 ea

Pairs perfectly with our Converse Bar Table

Made from recyclable UV treated polypropylene
No assembly required
Overall Height: 985
Seat: 475W x 475D

Light, stackable, portable



Educational Units

iPad and Chromebook Storage Units

(SKU: 420)



Slot size for all units
260W x 35D x 250H
Maximum Height 425mm

Heavy duty castors and fully lockable

2 rows - holds 16 tablets 620L x 600D x 725H

3 rows - holds 24 tablets 840L x 600D x 725H

4 rows - holds 32 tablets 1175L x 600D x 725H

Add power boards

Includes surge protection

2 Row Unit + \$189

3 Row Unit + \$221

4 Row Unit + \$252

Laptop Storage Units (12, 15, 24 and 30 Slots)

(SKU: 400 & 401)

Holes for power cords at back
Grills for ventilation

Heavy duty locking castors bolted through base and handle on one end



Slot size
395L x 395D x 50H

12 Slot - holds 12 laptops 800L x 500D x 1100H

15 Slot - holds 15 laptops 800L x 500D x 1180H

24 Slot - holds 24 laptops 1200L x 500D x 1100H

30 Slot - holds 30 laptops 1200L x 500D x 1180H

Add power boards

Includes surge protection

12, 15 & 24 Slot Unit + \$189

30 Slot Unit + \$221

Teacher Work Podiums

(SKU: 501)

A Drawer and Cupboard Podium

600W x 600D x 1000mm high
4 outlet power box with surge protector
Pull out shelf on heavy duty runners
1 heavy duty lockable drawer
1 lockable cupboard with 1 adjustable shelf

A



B Three Drawer Podium

600W x 600D x 1000mm high
4 outlet power box with surge protector
Pull out shelf on heavy duty runners
3 heavy duty lockable drawers

B



Made especially for teachers

Teacher Stations



(SKU: 04)

900L x 450D x 550H
Total Height - 1150H

(SKU: 73)

900L x 450D x 550H
Total Height - 1150H

(SKU: 72)

900L x 450D x 700H
Total Height - 1300H

(SKU: 05)

900L x 450D x 700H
Total Height - 1300H

(SKU: 01)

900L x 450D x 550H
Total Height - 1150H

Magnetic board size
900mm x 600mm

Whiteboard on both sides
with clips

Industrial rubber wheeled
castors

Replace a whiteboard with
verfiface or pinboard

EF Sweet Seventeen Colour range



All dimensions in millimetres (mm) unless otherwise stated

Storage and Display Solutions

Reading Retreat

(SKU: 519)

1800L x 1600H x 600D
solid Melteca construction
Cubes/totes included
Choose between cube
crates, tote trays or
combination of both



50mm Foam seat
covered in Pacific Vinyl
colour of your choice

Library Tower Units

(SKU: 420)

700L x 700D x 1300H
Industrial rubber wheeled
locking castors

4 sided with 3 adjustable
shelves per side



Access on all four sides for book
storage and display

Can easily
be moved
around the
library or
classroom

Library and book storage solutions

Two Tier Library Book Display

(SKU: 79)

Great for libraries and
classrooms with two
levels of storage and
four compartments for
books to be displayed
and organised.

1200L x 900H x 400D



Curved Library Units

(SKU: 66)

1360L x 525D x 1000H
Double sided unit for
libraries and classrooms
Fixed curved shelves
Industrial rubber wheeled
locking castors



Curved storage
on both sides

Tiered Book Displays

Melteca construction
Solid matching back
Industrial castors

Six Tier (SKU: 18)

1200L x 550D x 1300H
6 tiers and 3 open shelves

Seven Tier (SKU: 17)

1200L x 500D x 960H
7 tiers and 1 open shelf



Ten Tier (SKU: 16)

1200L x 550D x 1300H
10 tiers and 1 open shelf

Junior (SKU: 15)

1200L x 800H x 500D
7 tiers and 3 open shelves



Optional Extras:

Vertiface backing or blue/grey pinboard

Check
out our
full range
of Book
Displays

Sick Bay Bed

(SKU: 415)

1800L x 780D x 480H
Stylish and practical sick bay bed
solution that is fully mobile
Easy clean navy vinahyde mattress
Industrial rubber wheeled castors
Drawers on steel runners
Solid Melteca construction in your
choice of colours/finishes



Number and size of
the drawers can be
customised to suit
your requirements

Cube Crate Unit

(SKU: 77G)

A - 1200L x 420D x 690H
3 cube crates

B - 800L x 420D x 690H
2 cube crates

Industrial rubber wheeled
locking castors
Solid Melteca construction
in your choice of colours/
finishes



**NB: Choose your cube
crates to add to the unit**

Can be teamed up with
our other 690H units to
break up an open space

EF Sweet Seventeen Colour range



Tote Trolleys

Double sided trolleys
Trays accessible from both sides
Twin wheel castors
Solid steel frame
Three sizes available
Trolleys can hold a combination of small and large trays

NB: Trays sold separately



Single Trolley (SKU: 44)
600L x 570D x 710H
Holds 12 small trays or 6 large trays



Double Trolley (SKU: 45)
980L x 570D x 710H
Holds 24 small trays or 12 large trays



Triple Trolley (SKU: 46)
1390L x 570D x 710H
Holds 36 small trays or 18 large trays



Tote Tray Mobile Storage Systems



Tote Tray Unit (SKU: 77L)

A - 900L x 420D x 690H
3 bays of trays
B - 1200L x 420D x 690H
4 bays of trays
Each bay fits 6 small tote or 3 large tote trays

Units 690 high for easy access by smaller children

Add your choice of large and/or small tote tray

NB: Trays sold separately



Mobile on industrial castors

Tote Storage (3 bays) (SKU: 47)

A - 900L x 400D x 900H
holds 24 small trays (8 per bay) or 12 large trays (4 per bay)
B - 900L x 400D x 1100H
holds 30 small trays (10 per bay) or 15 large trays (5 per bay)
Unit can hold a combination of small and large trays

Perfect for keeping stationary, exercise books and other teaching resources organised

NB: Trays sold separately



Industrial rubber wheeled castors

Tote Storage (4 and 5 bays) (SKU: 48 & 63)

Keeps stationary, exercise books and other teaching resources organised
Portable on industrial castors


SKU48A - 4 Bay
1200L x 400D x 990H holds 32 small trays (8 per bay) or 16 large trays (4 per bay)

SKU48B - 4 Bay
1200L x 400D x 1100H holds 40 small trays (10 per bay) or 20 large trays (5 per bay)
Unit can hold a combination of small and large trays

SKU63A - 5 Bay
900H x 1500L x 400D holds 40 small trays (8 per bay) or 20 large trays (4 per bay)

SKU63B - 5 Bay
1100H x 1500L x 400D holds 50 small trays (10 per bay) or 25 large trays (5 per bay)
Unit can hold a combination of small and large trays

NB: Trays sold separately



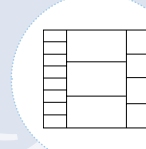
Multi Storage Unit (SKU: 41)



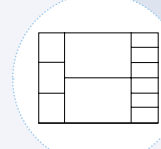
A Industrial rubber wheeled castors

Shelves for storage of games/puzzles and great for maths, reading, art equipment etc

B
4 large trays
8 small trays



C
3 large trays
6 small trays



Add Tote Trays | Sizes: Large \$9 Small \$7 | Colours: Clear, Blue, Red & Grey

EF Sweet Seventeen Colour range



(SKU: 880)

Lift Electric Desks

Elevate your work experience.

Introducing our new Lift Electric Desks, designed to elevate your work experience to new heights. Featuring smooth, whisper-quiet electric motors, our Lift Electric Desks adjust to your desired height with just the touch of a button, allowing you to effortlessly transition between sitting and standing positions throughout your workday.

Uniquely customisable, you have the flexibility to design the Lift Desk to look exactly how you want it. Choose from three frame colours and a range of sizes, then choose the top shape, top finish and the addition of any cable ports and cable ways. A truly tailor-made electric desk like no other on the market.

Specifications

- Load capacity of 100kgs
- Dual drive electric motors
- Anti-collision function
- 700-1200mm electric height adjustment
- Memory settings to save 4 different heights
- Choose your size from 1200x600 to 1800x800 and everything in between
- 25mm Melteca top in desired shape and finish
- Frames available in White, Grey and Black
- 5 year warranty
- NB: Basic assembly is required or contact us for on-site assistance

Design your desk to suit your needs!
Choose your frame colour, desk size, top shape and top finish


Lift Top Shape Options




Swerve Desk
1200, 1400,
1600 or 1800L
700 or 800D



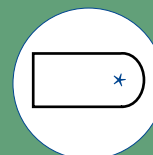
P-End Desk
1800-2000L
700 or 800D



Contour Desk
1200, 1400,
1600 or 1800L
700 or 800D



Straight Desk
1200, 1400,
1600 or 1800L
700 or 800D



Oval End Desk
1800-2000L
700 or 800D

* Available at 1800 or 2000 long only

EF Sweet Seventeen Colour range



ViewBoard® Interactive Displays

ViewSonic® IFP50-5 Series

We're excited to be collaborating with ViewSonic to bring you the ViewSonic® IFP50-5 Series Interactive Displays.

Designed to help classrooms connect, collaborate and create, the newly upgraded IFP50 series of interactive displays delivers exactly what you need to drive engagement, energise and motivate students, and make teaching more fun.

Connect | Collaborate | Create



Engage Skillfully

Prepare, present and participate with myViewBoard whiteboard



Write Smoothly

Ultra-fine Touch Technology with 40-point Touch



Connect Instantly

USB-C one cable solution



Sizes 55" - 86"

Get in touch with your EF Territory Account Manager for more information and to book a demonstration.

Featuring state-of-the-art touch display technology, ViewBoard interactive displays deliver an ultra-smooth, natural handwriting experience.

With stunning 4K resolution, upgradeable slot-in PC options, and secure myViewBoard® software, these interactive displays offer a customisable, secure, and future-proof whiteboarding solution for any classroom or huddle space.

From the classroom to the conference room, myViewBoard empowers teachers and students like you to work, teach and learn in your own way.



Contact us for a quote!

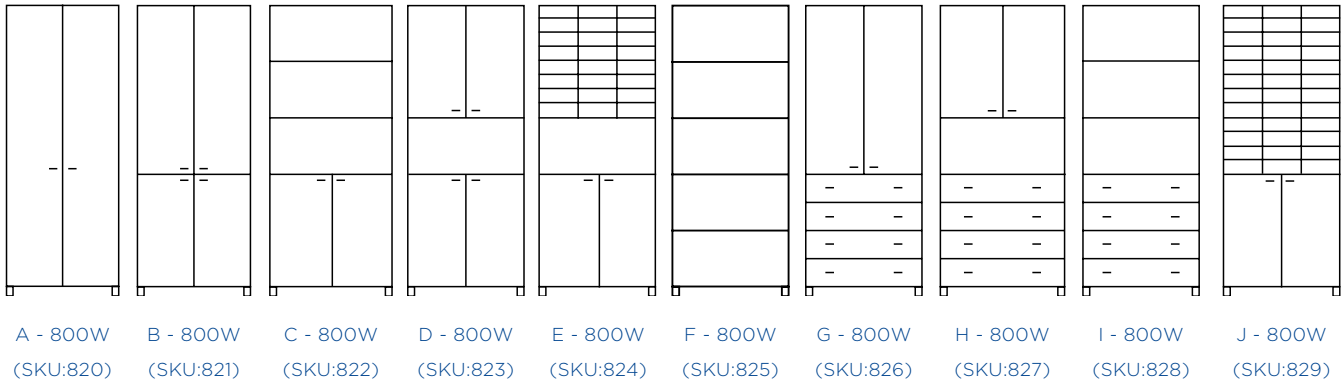
✉ sales@educatedfurniture.co.nz

☎ 0508 645 397 educatedfurniture.co.nz

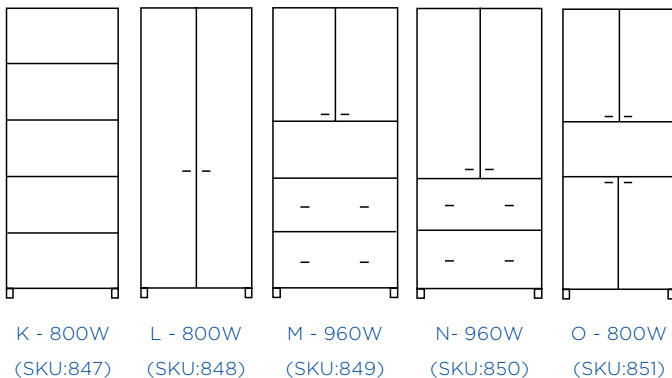
Modular Storage Units

iQuad Storage Units

(SKU: 820-829 & 847-851)



400mm Deep Base Units



600mm Deep Base Units

These modular units can be mixed and matched to suit any office, staffroom, reception area, resource room or classroom - fitting together to create a tidy, practical and stylish solution to all your storage needs.

All units 2000H
25mm carcass and shelves
18mm drawer fronts and doors
50 x 50 x 80 high square feet
Soft close doors
Quality steel handles
Melteca construction with matching backs and the option to have different colours on the inside and outside of the unit



Staffroom and Waiting Room Inspiration



Our Sales Team



Graham Lyons
Territory Account Manager
M 021 537 760
E graham@educatedfurniture.co.nz



Jono Mills
Territory Account Manager
Lower North Island & Upper South Island
M 021 537 740
E jono@educatedfurniture.co.nz



Campbell Norman
Territory Account Manager
Far North & Central North Island
M 020 4068 6942
E campbell@educatedfurniture.co.nz



Jo Kingsbury
Territory Account Manager
Central & Lower South Island
M 022 398 9067
E jo@educatedfurniture.co.nz



Kirsty Hamilton
Office Administrator & Sales Support
P 09 430 8000
P 0508 645 397 (toll free)
E sales@educatedfurniture.co.nz