



MULTIBUILD
H O M E S

Not So
STANDARD
INCLUSIONS

MULTIBUILD

HOMES

*"Making the dream of
home ownership a reality
for more people across
Australia"*



At Multibuild Homes, we continue to aim to ensure building your home will be a stress free and enjoyable experience. We don't build houses, we build homes.

Contents

4	Kitchen	20	Facade
8	Bathrooms	22	Garage/ Hardware
12	Bedrooms	24	Verandah/External
14	Master Bedroom	26	Landscaping/Fencing
16	Living Room	28	Upgrades
18	Laundry	46	Summary



A

B

C

D

F

E

KITCHEN



A) Rangehood
SMEG 60cm Canopy KBTAU600XE



B) Cooktop
SMEG 60cm Electric SE364TDAU



C) Oven
SMEG 60cm Electric SFA562X2



D) Dishwasher
Connection Only: Drain, Water & GPO



E) Kitchen Sink
Franke OLX621



F) Kitchen Tap
Meir MK03-C Chrome

G

H

K

L

I

J



KITCHEN



G) Kitchen Fan

x1 900mm Clipsal 3 blade fan



H) LED Downlights

x4 100mm LED Downlights



I) GPO'S

X4 Standard Power Point



J) Kitchen Handles

Chrome



(EXAMPLE ONLY: CUSTOMER TO SELECT)

K) Pendant

x1 Pendant fitting \$300 Allowance



(EXAMPLE ONLY: CUSTOMER TO SELECT)

L) Backsplash

Feature Tiling \$30pm Allowance



F

E

D

B

C

A

BATHROOM



A) Bathtub
Caroma Built in Bathtub



B) Tapware
Meir Chrome Tapware



C) Vanity basin
Caroma Carboni II Vanity Basin



D) Shelving
Meir Shower Shelf



E) Shower head
Meir Chrome Rainfall Shower Head



F) Fan
Standard Exhaust fan



H

I


K

G

J

L

BATHROOM



G) Mirror
800x600 Polished Edge



H) Shower Screen
Chrome Framed Shower Screens



I) Toilet
Caroma Luna Cistern



J) Fittings
Meir Chrome Robe Hooks & Toilet Roll Holder



(EXAMPLE ONLY: CUSTOMER TO SELECT)

K) Floor Tiling
300x300 Porcelain
\$30pm2 allowance



(EXAMPLE ONLY: CUSTOMER TO SELECT)

L) Wall Tiling
300x600 Porcelain Floor to Wall
\$30pm2 Allowance



D

E

B

A

C

F

BEDROOM



A) Robe

Double Mirrored with Sliding Doors:
x1 Set of Drawers, Rail & Shelf



B) Air Conditioner

Panasonic Wall Split System



(EXAMPLE ONLY: CUSTOMER TO SELECT)

C) Blinds

Blockout Roller Blinds



D) Fan

Clipsal White 3 Blade



E) LED Downlights

x2 100mm LED Downlights



F) GPO'S

x2 Standard Power Point



E

D


B

C

A

F

MASTER



A) Robe

Master Walk in Robe:

x2 Sets of Drawers, Rails & Shelves



B) Air Conditioner

Panasonic Wall Split System



(EXAMPLE ONLY: CUSTOMER TO SELECT)

C) Blinds

Blockout Roller Blinds



D) Fan

Clipsal White 3 Blade



E) LED Downlights

x4 100mm LED Downlights



F) GPO'S

x3 Standard Power Point & x1 TV



E

D


B

C

F

A

LIVING ROOM



(EXAMPLE ONLY: CUSTOMER TO SELECT)

A) Floor Tiling & Skirting
600x600 Porcelain & 100mm Skirting
\$30pm2 Allowance



B) Air Conditioner
Panasonic Wall Split System



(EXAMPLE ONLY: CUSTOMER TO SELECT)

C) Blinds
Blockout Roller Blinds



D) Fan
Clipsal White 3 Blade



E) LED Downlights
x4 100mm LED Downlights



F) GPO'S
x3 Standard Power Point & x1 TV



C

D

A

B

LAUNDRY



A) Tapware
Haefele Laundry Mixer



B) Sink
Haefele 45L Laundry Trough



C) Splashback
600mm High Porcelain Tiles
\$30pm2 Allowance



D) GPO'S
x2 Standard Power Point



E) LED Downlights
x2 100mm LED Downlights



F) Fan
x1 900mm Clipsal 3 blade fan



E

B

A

C

D

F

FACADE




A) Entry Door

Hume XN16 Entry Door
with Tinted Grey Glass



B) Roof

Cyclone Rated Colorbond Custom Orb
& R2.0 Foam Insulation



C) Windows & Security Screens

Aluminum Cyclone Rated Tinted Glass
& Invisi- Gard Security Screens



D) Electrical

x4 Feature Up/Down Lights
x1 Front Doorbell



E) Hot Water System

Solarhart 302



F) Driveway & Paths

Exposed Aggregate with 300mm Paths



D

A

B

C

E

F

GARAGE/HARDWARE



A) Internal Doors
Hume HAG9 with
Pressed Metal Door Frame



B) Door Hardware
Lockwood Symmetry Elements



C) GPO'S
x3 Standard Power Point



D) Electrical
x2 Double Batten Fluorescent



E) Garage Door
Steel-Line Colorbond 4.8m Motorised
Double Roller Door with Remotes



F) Driveway & Paths
Exposed Aggregate with 300mm Paths



B

A

C

D

E

F


VERANDAH/EXTERNAL



A) Fan
Clipsal White 3 Blade



B) Lights
x1 Double Sensor LED Floodlight
x2 LED Batten



C) Sliding Door & Security Screens
Aluminum Cyclone Rated Tinted Glass
& Invisi- Gard Security Screens



D) GPO
x1 Standard External Power Point



E) Clothesline
Wall Mounted Folding



F) Verandah
Exposed Aggregate



A

C

D

E

B

F

LANDSCAPING/ FENCING



A) Garden Tap
x2 Standard Garden Taps



B) Storm Water Management
Standard as Required




C) Letterbox
Standard Cement with
Custom Laser Cut Number Plaque



D) Turf
Roll Turf with Concrete Kerbing



E) Irrigation
Standard Irrigation with Controller



(EXAMPLE ONLY: CUSTOMER TO SELECT)

F) Fencing
Colorbond Wing Fences/Gates &
Chain Wire side/ Rear

UPGRADES



A

B

C

KITCHEN UPGRADES

STANDARD INCLUSION



A) Rangehood
SMEG
60cm Canopy
KBTAU600XE



B) Cooktop
SMEG
60cm Electric
SE364TDAU



C) Oven
SMEG
60cm Electric
SFA562X2

90CM UPGRADE **\$1,990**



A) Rangehood
SMEG
90cm Canopy
KBTAU900XE



B) Cooktop
SMEG
90cm Electric
SE394EMTBAU



C) Oven
SMEG
90cm Electric
SFRA9300TVX

GAS UPGRADE **\$1,100**

(SIZE TO BE THE SAME AS OVEN)



B) Cooktop
SMEG
60cm Gas
CIR66XS3



B) Cooktop
SMEG
90cm Gas
CIR93AXS3



F

E

D

KITCHEN UPGRADES

STANDARD INLCUSION



D) Dishwasher
Connection Only:
Drain, Water & GPO

STANDARD INLCUSION



E) Kitchen Sink
Franke
OLX621

UPGRADE BLACK \$300



F) Kitchen Tap
Meir MK03 Black

UPGRADE \$999



D) Dishwasher
SMEG
DWA6214S
(Builder to Supply & Install)

UPGRADE \$440



E) Kitchen Sink
Franke
SID621CB

UPGRADE \$579



F) Kitchen Tap Pull Out
Meir MK07-C Chrome

UPGRADE \$729



F) Kitchen Tap Pull Out
Meir MK07 Black



A

C

B

D

OUTDOOR UPGRADES

COOKTOP & GAS BBQ CONNECTION **\$1,100** ☐

(SIZE TO BE THE SAME AS INTERNAL)



A) Cooktop
SMEG
60cm Gas
CIR66XS3



A) Cooktop
SMEG
90cm Gas
CIR93AXS3



A) Cooktop
BBQ Connection

PLUMBING ONLY **\$999** ☐



B) Sink
Estilo Stainless Steel



C) Tap
Estilo Stainless Steel



D) Outdoor Kitchen
To be Quoted Based on Size
from \$3,000



B

C

D

BATHROOM UPGRADES

STANDARD INCLUSION



B) Bathroom & Ensuite
Meir Round Chrome
Tapware Range

UPGRADE BLACK **\$3,999**
(BOTH BATHROOMS)



B) Bathroom & Ensuite
Meir Round Black
Tapware Range



C) Shower Screen
Matte Black Framed Shower Screens

UPGRADE CHROME **\$499**



ENSUITE



D) Hand Shower
Meir MZ06-R-C
& MW07-C

UPGRADE BLACK **\$559**



ENSUITE




D) Hand Shower
Meir MZ06-R
& MW07



BATHROOM UPGRADES

STANDARD INCLUSION



A) Mirror
800x600 Polished Edge

STANDARD INCLUSION



B) Bathtub
Caroma Built in Bathtub

UPGRADE **\$198**
(BOTH BATHROOMS)



A) Mirror
800x600 Black Frame

UPGRADE **\$1,499**



B) Freestanding Bathtub
Decina Prezzo 1700



C

A

D

BATHROOM UPGRADES

UPGRADE **\$1,200**
(SEPERATE WC)

☐


B) WC Sink & Tap
Tapware to Match Bathroom

UPGRADE **\$399**

☐

ENSUITE

☐

C) Bidet Sprayer
Caroma LINR460B



UPGRADE **\$440**

☐

ENSUITE

☐


D) Wall Niche

600W x 400H x 100D

*Only in 200 Series Walls



B

A

C



HARDWARE UPGRADES

STANDARD INCLUSION



A) Door Hardware
Lockwood Symmetry Elements

UPGRADE **\$275** ☐
(EACH)



B) Deadlock
Lockwood 7107 Chrome

STANDARD INCLUSION



C) Hinges
Chrome

UPGRADE **\$65** ☐
(EACH)



A) Black Door Hardware
Lockwood Symmetry Elements

UPGRADE **\$305** ☐
(EACH)



B) Deadlock
Lockwood 7107 Black

UPGRADE **\$5** ☐
(EACH)



C) Hinges Black
(2 to 3 Needed Per Door)



OTHER UPGRADES

STANDARD INCLUSION



A) Kitchen Handles
Chrome

UPGRADE **\$25**
(EACH) ☐



A) Kitchen Handles
Black

UPGRADE **\$55**
(EACH) ☐



A) Kitchen Handles
Black Pull Handle

STANDARD INCLUSION



B) Letterbox
Grey Cement



STANDARD INCLUSION



B) Letterbox
Beige Cement



STANDARD INCLUSION



C) Entry Door
Hume XN16 Entry Door
with Tinted Grey Glass

UPGRADE **\$990** ☐



C) Security Screen Door
Invisi-Gard
(In addition to Entry Door)

FEATURE UPGRADES

UPGRADE **\$220**
(PER COLOUR)



Feature Colour Internally

STANDARD INCLUSION



Feature Colour Externally
(Front Covenant Feature Wall)

UPGRADE **\$220**
(PER COLOUR)



Feature Colour Externally
(Excluding Front Covenant Feature Wall)

UPGRADE **\$110**
(PER SQUARE METER)



Natural Stone Install

UPGRADE **\$110**
(PER SQUARE METER)



Brick Pattern Install
le: Subway, Herringbone Etc

UPGRADE **\$8**
(PER SQUARE METER)



Directional Facing Install
le: Marble/Grain

JOINERY



BENCHTOP

20mm Caesarstone (or Similar)

CUSTOMER TO SELECT MOST POPULAR COLOURS SHOWN)



JOINERY

Polytec Gloss (or Similar)

(CUSTOMER TO SELECT MOST POPULAR COLOURS SHOWN)

SUMMARY



BUILDING INCLUSIONS

- ✓ Fidelity Fund Completion Protection
- ✓ Plans, Approvals and Building Permit
- ✓ In Person Selections Session
- ✓ Detailed Selections Schedule
- ✓ 1 Year Maintenance Period
- ✓ 6 Years Structural Warranty
- ✓ Termite Protection as per AS3660
- ✓ Engineered Structural Slab Designed to Cyclone Standards
- ✓ Solahart 302 Solar Hot Water System
- ✓ Site Set Up, Temporary Fencing and Site Amenities
- ✓ Site Clearing, Site Cut, Scrape and Removal of Small Shrubs and Grass
- ✓ Site Works up to a Maximum of 200mm Fall Over the Building Pad
- ✓ All Asset Protection and Repairs to Council/Government Services
- ✓ Service Connection Lodgment
- ✓ All Weather Proofing Inside and Out
- ✓ Progressive Cleans & Final Builders Clean
- ✓ Handover Pack Including Warranties and Maintenance Instructions

EXTERNAL INCLUSIONS

- ✓ 900mm Fully Lined Raked Cement Sheet Eaves
- ✓ Hume XN16 Entry Door Tinted & Solid Core Ext Doors with Stainless Kickers
- ✓ Colorbond Cyclone Rated Custom Orb Roof & R2.0 Foam Insulation
- ✓ Engineered Timber Trusses
- ✓ 180mm Colorbond Fascia Profile
- ✓ Vantage Cyclone Rated Aluminum Framed Windows & Tinted Glass
- ✓ Invisi-Gard Security Screens to Windows & Doors (Excluding Entry Door)
- ✓ 2x External Garden Taps
- ✓ External Corefilled Block Walls with Scratch Coat Acrylic Render
- ✓ 3x Coat Paint System (max 2 colours)
- ✓ Steel-Line Colorbond 4.8m Double Roller Door with Remotes
- ✓ Exposed Aggregate Patio, Driveway & 300mm Paths
- ✓ Cross over to Comply with Government Requirements
- ✓ Stormwater Drainage
- ✓ Letterbox & Custom Laser Cut Number Plaque
- ✓ Wall Mounted Folding Clothesline
- ✓ Landscaping with Kerbing, Plants, Irrigation and Turf
- ✓ Colorbond Wing Fences and Gates, Chainwire Side and Rear Fencing

INTERNAL INCLUSIONS

- ✓ 13mm Gyprock Ceiling
- ✓ P50 Shadowline Cornice
- ✓ Internal Block Walls with Cement Render
- ✓ 3x Coat Paint System (max 1 colour)
- ✓ Hume HAG9 Internal Doors with Pressed Metal Door Frames
- ✓ Lockwood Symmetry Elements Door Hardware
- ✓ Master Walk-In Robe: 2x Sets of Drawers, Hanging Rails & Top Shelves
- ✓ Robe: 2x Sliding Mirrors Doors & 1x Set of Drawers, Hanging Rail & Top Shelf
- ✓ Blinds to all Sliding Doors and Windows

TILING INCLUSIONS

- ✓ Main Floor 600x600 Porcelain @ \$30 pm2
- ✓ Skirting 100mm Tiled Porcelain to Match Floor Tiles
- ✓ Bathroom Walls 300x600 Porcelain @ \$30 pm2
- ✓ Bathroom Floor 300x300 Porcelain @ \$30 pm2
- ✓ Feature Walls 300x600 Porcelain @ \$30 pm2
- ✓ Total Amount Inserted as an Allowance
- ✓ Tiling Laid at 90 Degrees to Walls

KITCHEN INCLUSIONS

- ✓ 60cm SMEG Electric Cooktop, Rangehood & Oven
- ✓ 20mm Caesarstone Benchtop (or similar)
- ✓ Polytec Gloss Joinery (or similar)
- ✓ Electrical & Plumbing Provision for Dishwasher
- ✓ Franke Stainless Steel 1 & ¼ Bowl Sink
- ✓ Franke Stainless Steel Mixer
- ✓ Splashback Feature Tiling

LAUNDRY INCLUSIONS

- ✓ Haefele 45L Laundry Trough
- ✓ Haefele Laundry Mixer
- ✓ 20mm Caesarstone Benchtop (or similar)
- ✓ Polytec Gloss Joinery (or similar)
- ✓ 600mm High Splashback Porcelain Tiles

BATHROOM INCLUSIONS

- ✓ Caroma Liano Built in Bathtub
- ✓ Meir Chrome Tapware, Robes Hooks, Toilet Roll Holders & Shower Shelves
- ✓ Caroma Carboni II Vanity Basin & Luna Cisterns
- ✓ 20mm Caesarstone Benchtop (or similar)
- ✓ Polytec Gloss Joinery (or similar)
- ✓ 800x600 Mirrors with Polished Edge
- ✓ Chrome Framed Shower Screens
- ✓ Tiled Shower Recess Set Down
- ✓ Concealed Tile Grates Floor Waste

EXCLUSIONS

- ✓ Site Works over 200mm
- ✓ Gutter and Downpipes
- ✓ Rock Breaking & Retaining Walls
- ✓ Swimming Pool & Pool Fencing
- ✓ Tree/Vegetation Clearing
- ✓ Latent Site Conditions & Clearing or Creating Site Access
- ✓ Bores, Septics and Water Tanks

ELECTRICAL INCLUSIONS

- ✓ Panasonic Wall Split System Air Cons Throughout Mounted at 1800 High
- ✓ LED Downlights Throughout
- ✓ Clipsal White Ceiling Fans with 3x Blades Throughout
- ✓ Master Bed – 3x GPO, 1x Data, 4x LED and 1x Fan
- ✓ Bedrooms – 2x GPO, 2x LED and 1x Fan
- ✓ Kitchen – 4x GPO, 4x LED, 1x Fan and Pendant Light Fitting (\$300 allowance)
- ✓ Lounge – 4x GPO, 1x TV, 4x LED and 1x Fan
- ✓ Dining – 2x GPO, 4x LED and 1x Fan
- ✓ External – 1x GPO, 1x Double Batten Sensor LED Floodlight and 1x Ceiling Fan
- ✓ Garage – 3x GPO & 2x Double Batten Fluorescent Lights
- ✓ Facade – 4x Feature Up/Down Lights
- ✓ Front Doorbell
- ✓ Antenna Installed to Roof
- ✓ NBN ready with Data Point
- ✓ Exhaust Fans to Bathroom & Toilets
- ✓ Hardwired Photoelectric Smoke Detectors
- ✓ Switchboard Mains, Meter and all Approvals



MULTIBUILD
HOMES

MULTIBUILD HOMES

www.multibuildhomes.com.au

@multibuildhomes

