

December 2023

HOUSING MARKET STATS

Austin and Surrounding Areas
Including Bell, Hays, Travis, and
Williamson Counties

*Stats for Residential Resale Only



Austin Quick Look Market Report

December 2023 (Stats for Residential Resale Only)

Months of Inventory 2.5 ↑ 0.7 YoY	Active Listings 1,602 ↑ 10.9% YoY	Closed Sales 493 ↓ 7.0% YoY
Average Days on Market 62 ↑ 10 days more YoY	Average Days to Close 29 ↑ 2 days more YoY	Median Price \$494,625 ↓ 3.3% YoY

Source: Texas REALTORS®

Austin



Buda Quick Look Market Report

December 2023 (Stats for Residential Resale Only)

Months of Inventory 1.6 ↓ 0.1 YoY	Active Listings 20 ↓ 20.0% YoY	Closed Sales 16 ↑ 33.3% YoY
Average Days on Market 80 ↑ 37 days more YoY	Average Days to Close 33 ↑ 9 days more YoY	Median Price \$378,500 ↑ 1.0% YoY

Source: Texas REALTORS®

Buda



Cedar Park Quick Look Market Report

December 2023 (Stats for Residential Resale Only)

Months of Inventory 1.5 unchanged YoY	Active Listings 75 ↓ 25.0% YoY	Closed Sales 28 ↑ 55.6% YoY
Average Days on Market 38 ↓ 31 days less YoY	Average Days to Close 27 ↓ 4 days less YoY	Median Price \$465,000 ↓ 1.7% YoY

Source: Texas REALTORS®
Image courtesy of the City of Cedar Park.

and more...





Austin - Round Rock MSA**

Quick Look Market Report

December 2023 (Stats for Residential Resale Only)



Months of Inventory

2.7

↑ 0.5 YoY



Active Listings

4,483

↑ 2.0% YoY



Closed Sales

1,339

↓ 5.0% YoY



Average Days on Market

66

↑ 7 days more YoY



Average Days to Close

29

unchanged YoY




Median Price

\$445,000

↓ 1.1% YoY

**Includes Bastrop, Caldwell, Hays, Travis, and Williamson Counties.

Source: Texas REALTORS®



Bell County Quick Look Market Report

December 2023 (Stats for Residential Resale Only)



Months of Inventory

2.8

↑ 1.2 YoY



Active Listings

961

↑ 33.3% YoY



Closed Sales

257

↓ 14.6% YoY



Average Days on Market

62

↑ 15 days more YoY



Average Days to Close

26

↓ 3 days less YoY



Median Price

\$250,000

unchanged YoY

Source: Texas REALTORS®



Hays County Quick Look Market Report

December 2023 (Stats for Residential Resale Only)



Months of Inventory

2.8

↑ 1.2 YoY



Active Listings

961

↑ 33.3% YoY



Closed Sales

257

↓ 14.6% YoY



Average Days on Market

62

↑ 15 days more YoY



Average Days to Close

26

↓ 3 days less YoY



Median Price

\$250,000

unchanged YoY

Source: Texas REALTORS®





Travis County Quick Look Market Report

December 2023 (Stats for Residential Resale Only)



Months of Inventory

2.7

↑ 0.7 YoY



Active Listings

2,414

↑ 7.8% YoY



Closed Sales

667

↓ 9.0% YoY



Average Days on Market

68

↑ 12 days more YoY



Average Days to Close

29

↑ 1 day more YoY



Median Price

\$508,000

↑ 1.6% YoY

Source: Texas REALTORS®



Williamson County Quick Look Market Report

December 2023 (Stats for Residential Resale Only)



Months of Inventory

2.1

unchanged YoY



Active Listings

1,159

↓ 17.9% YoY



Closed Sales

457

↓ 1.1% YoY



Average Days on Market

61

↓ 1 day less YoY



Average Days to Close

28

↓ 1 day less YoY



Median Price

\$409,000

↓ 6.0% YoY

Source: Texas REALTORS®



Austin Quick Look Market Report

December 2023 (Stats for Residential Resale Only)



Months of Inventory

2.5

↑ 0.7 YoY



Active Listings

1,602

↑ 10.9% YoY



Closed Sales

493

↓ 7.0% YoY



Average Days on Market

62

↑ 10 days more YoY



Average Days to Close

29

↑ 2 days more YoY



Median Price

\$494,625

↓ 3.3% YoY

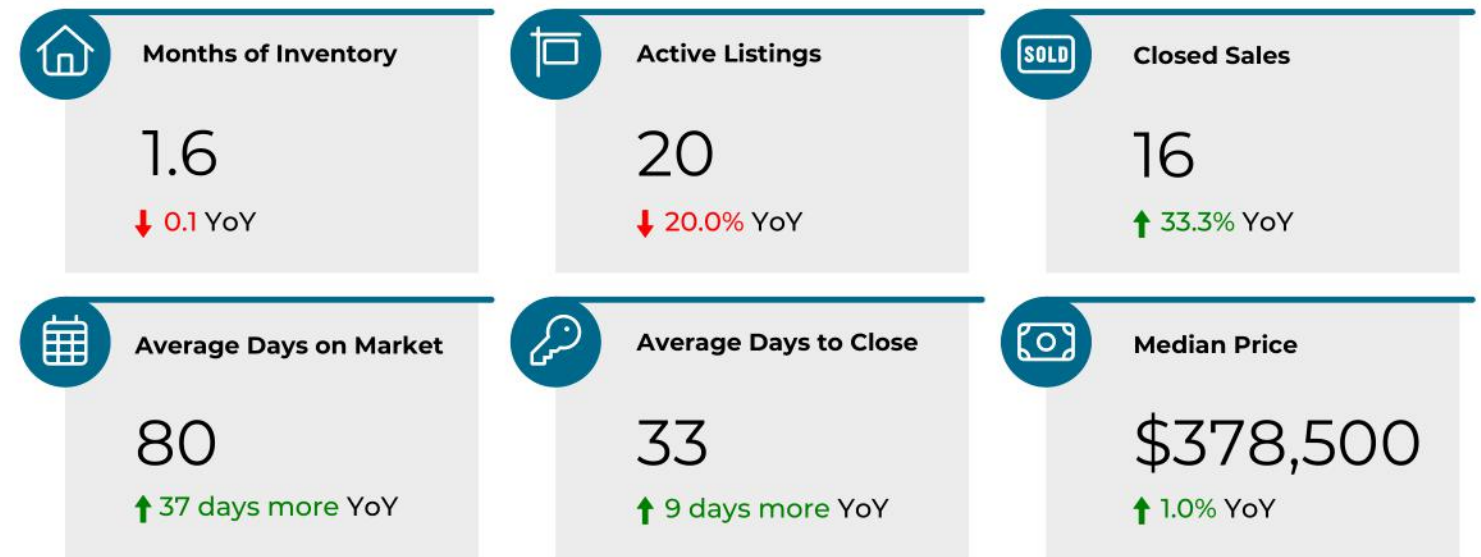
Source: Texas REALTORS®



Buda

Quick Look Market Report

December 2023 (Stats for Residential Resale Only)

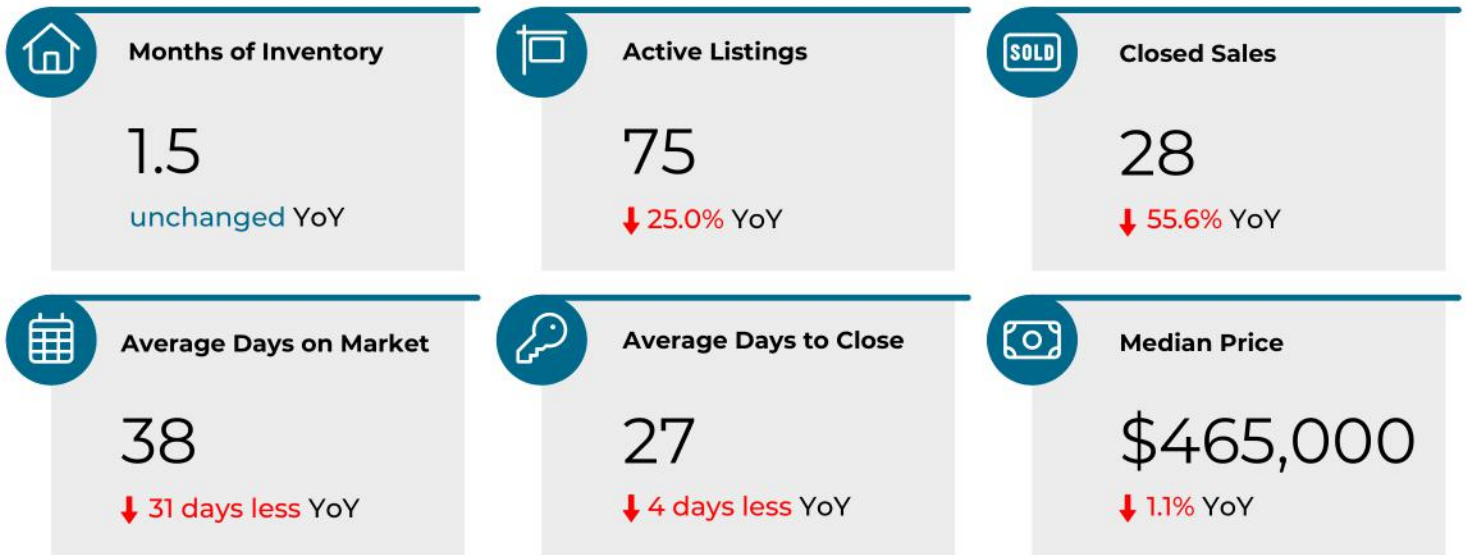


Source: Texas REALTORS®



Cedar Park Quick Look Market Report

December 2023 (Stats for Residential Resale Only)



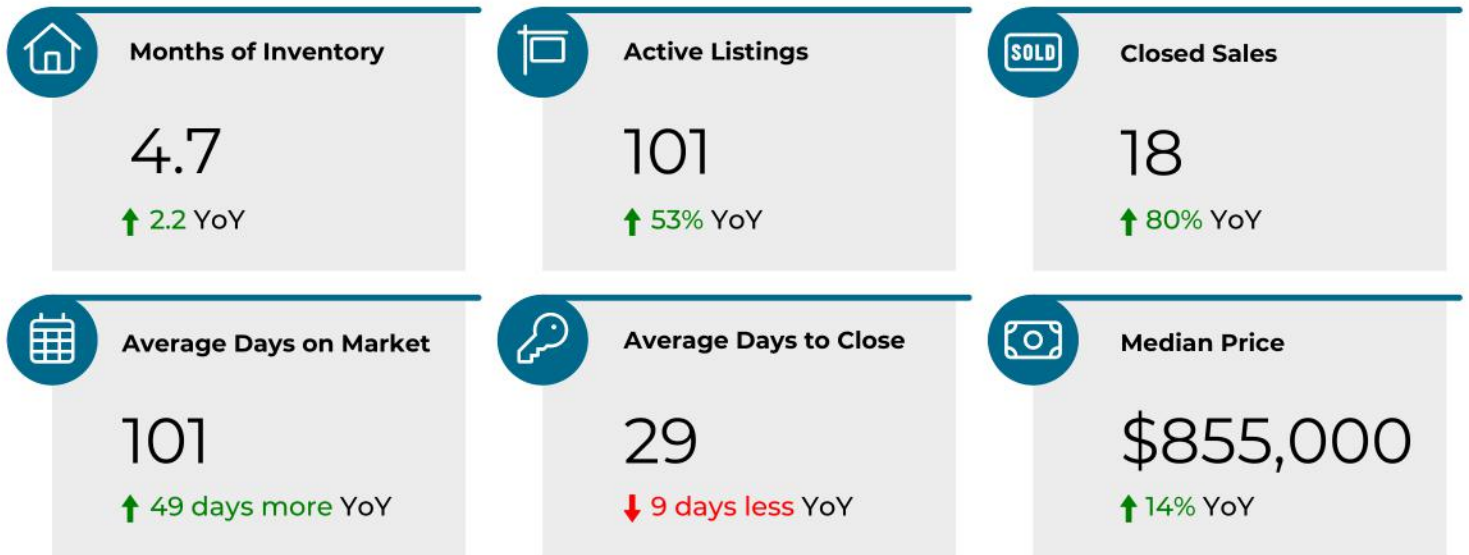
Source: Texas REALTORS®

Image courtesy of the City of Cedar Park.



Dripping Springs (78620)* Quick Look Market Report

December 2023 (Stats for Residential Resale Only)



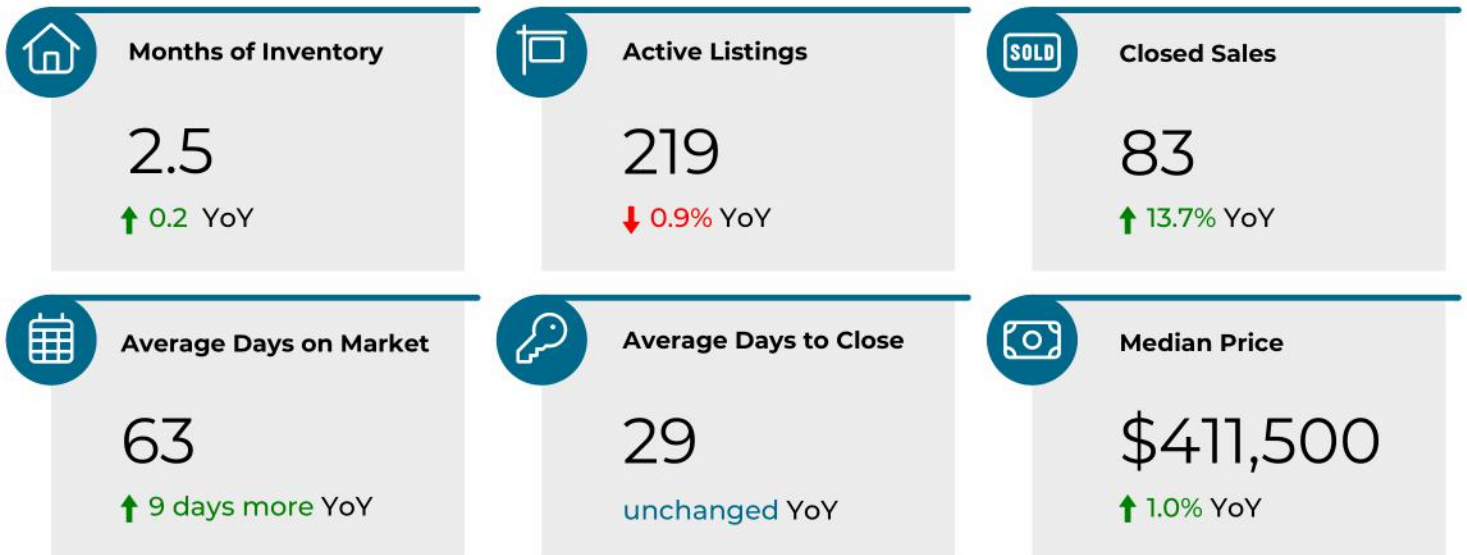
Source: Texas REALTORS®

*Based on zip code



Georgetown Quick Look Market Report

December 2023 (Stats for Residential Resale Only)



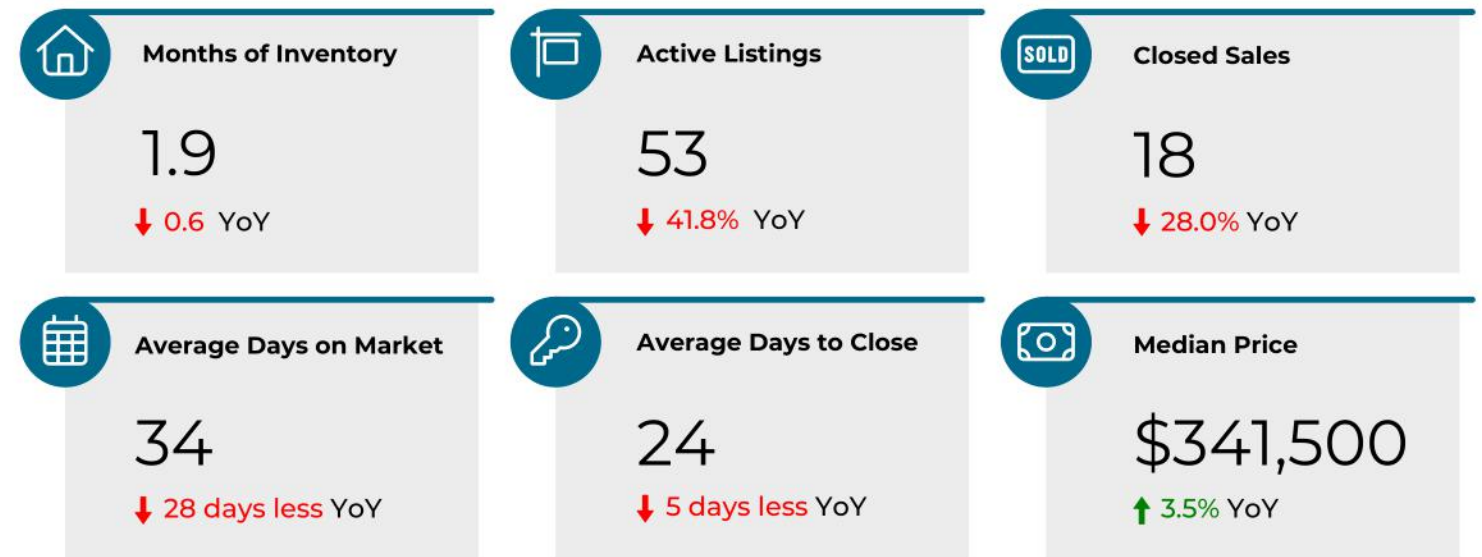
Source: Texas REALTORS®



Hutto

Quick Look Market Report

December 2023 (Stats for Residential Resale Only)



Source: Texas REALTORS®

Image Source: abor.com



Jarrell (76537)*

Quick Look Market Report

December 2023 (Stats for Residential Resale Only)



Source: Texas REALTORS®

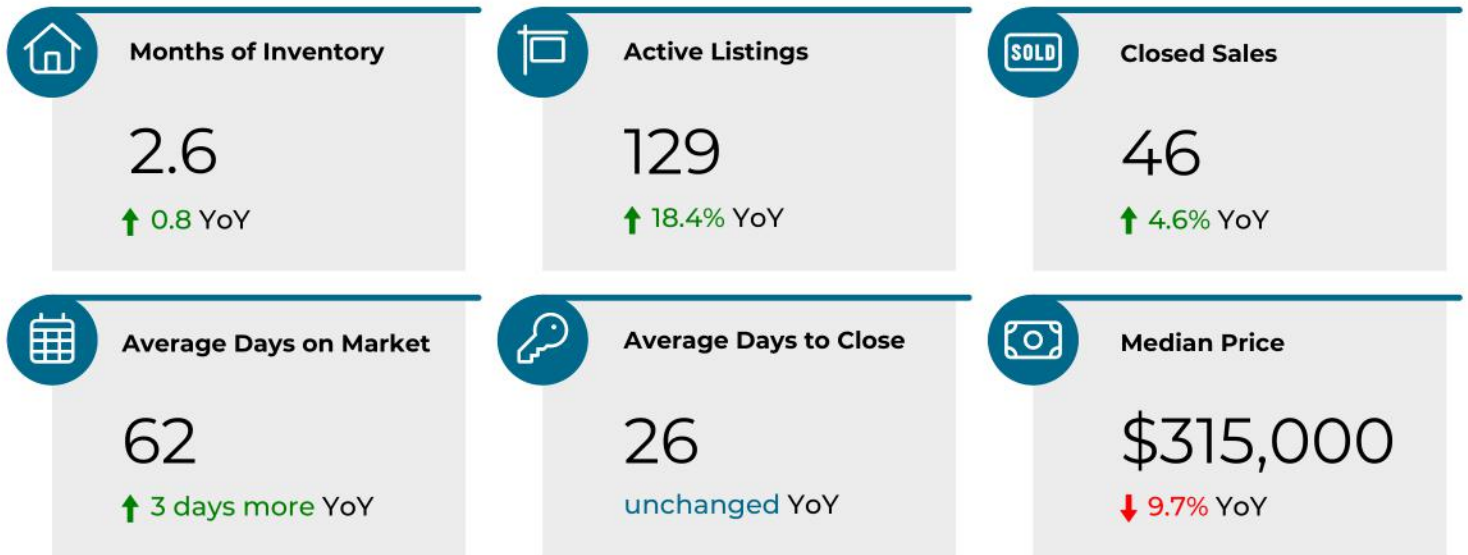
*Based on zip code



Kyle (78640)*

Quick Look Market Report

December 2023 (Stats for Residential Resale Only)



Source: Texas REALTORS®

*Based on zip code



Lago Vista

Quick Look Market Report

December 2023 (Stats for Residential Resale Only)



Source: Texas REALTORS®



Lakeway

Quick Look Market Report

December 2023 (Stats for Residential Resale Only)



Months of Inventory

3.2

↑ 1.1 YoY



Active Listings

77

↑ 20.3% YoY



Closed Sales

17

↑ 6.3% YoY



Average Days on Market

69

↑ 11 days more YoY



Average Days to Close

30

unchanged YoY



Median Price

\$1,050,000

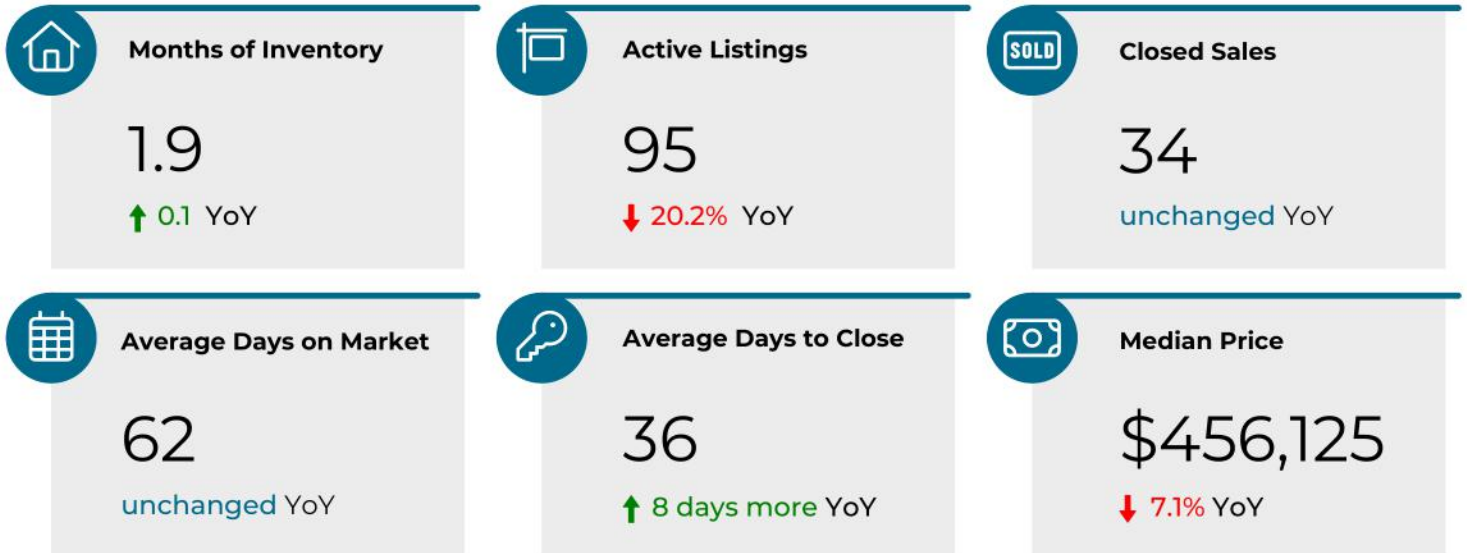
↑ 38.2% YoY

Source: Texas REALTORS®



Leander Quick Look Market Report

December 2023 (Stats for Residential Resale Only)



Source: Texas REALTORS®

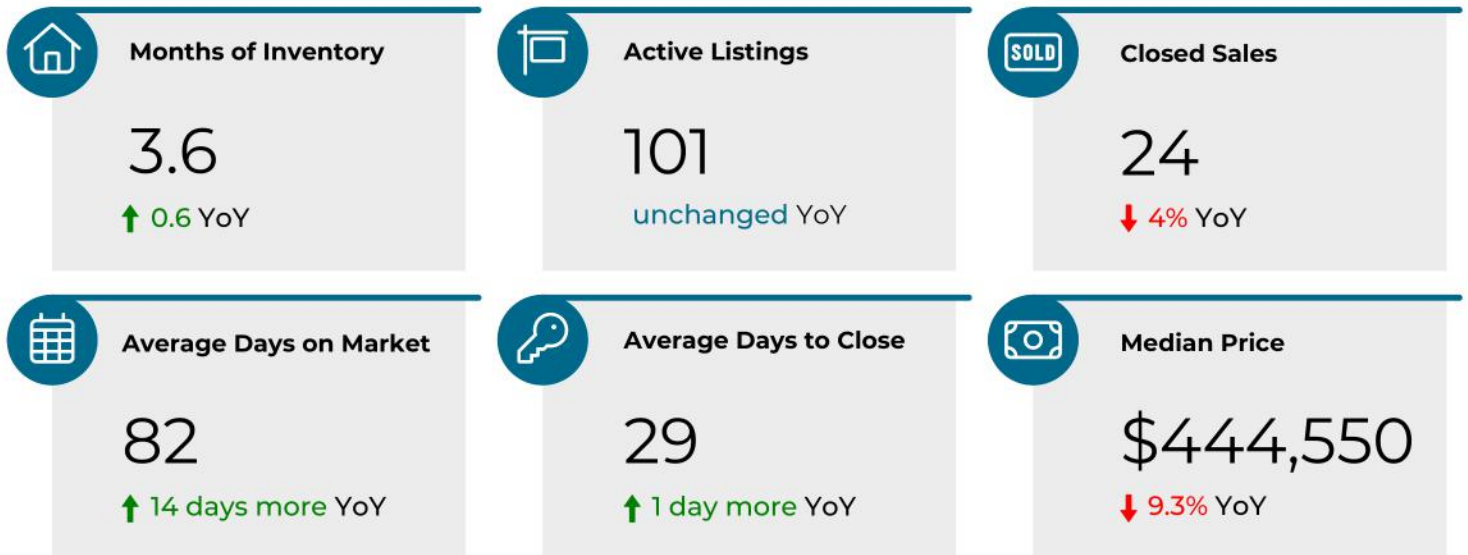
Photo Source: City of Leander Facebook



Liberty Hill (78642)*

Quick Look Market Report

December 2023 (Stats for Residential Resale Only)



Source: Texas REALTORS®

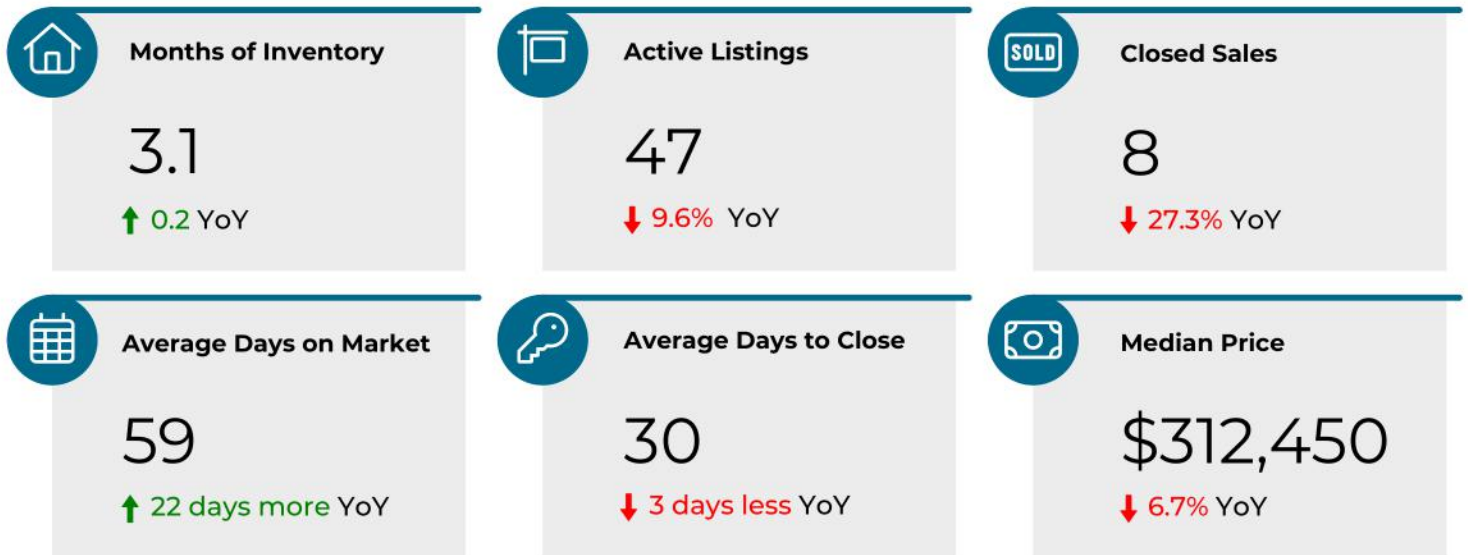
*Based on zip code



Manor

Quick Look Market Report

December 2023 (Stats for Residential Resale Only)



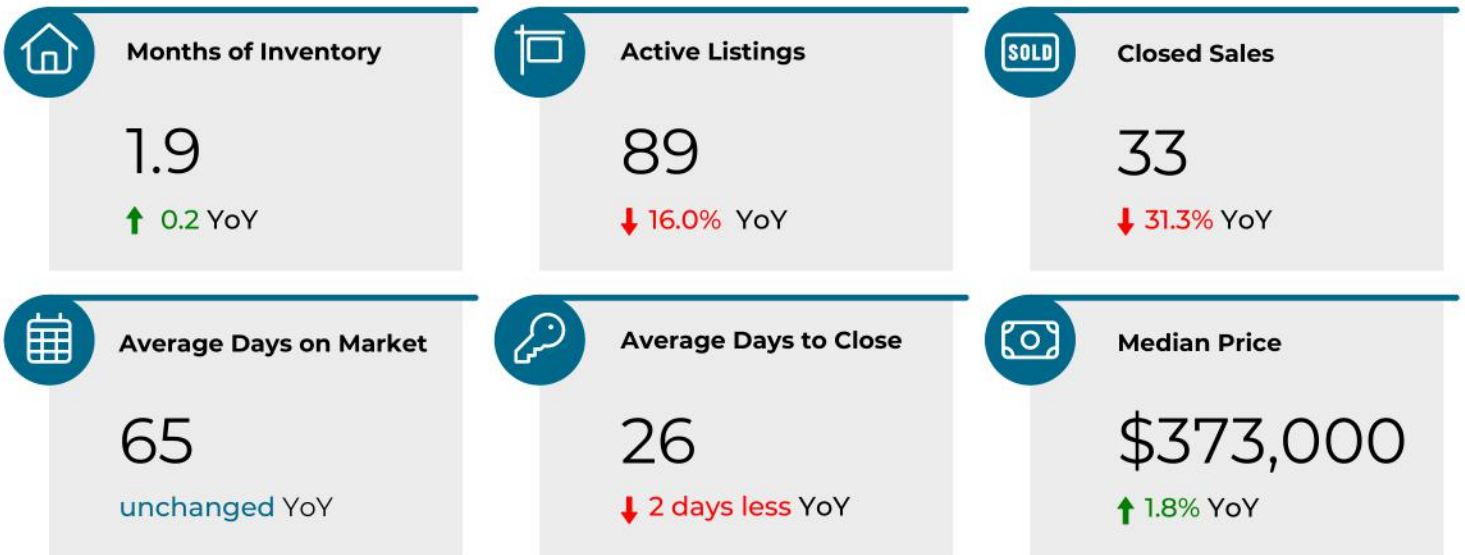
Source: Texas REALTORS®



Pflugerville

Quick Look Market Report

December 2023 (Stats for Residential Resale Only)



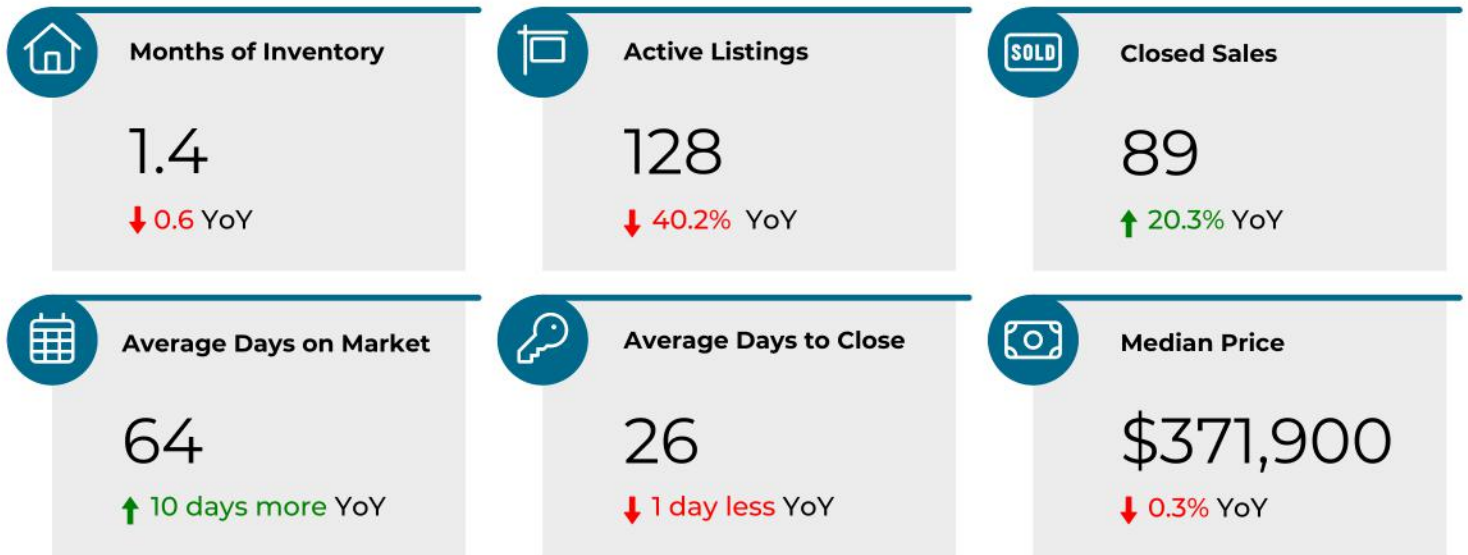
Source: Texas REALTORS®



Round Rock

Quick Look Market Report

December 2023 (Stats for Residential Resale Only)



Source: Texas REALTORS®



**CHECK BACK
NEXT MONTH!**

Reach out to your Stewart Title
Business Development Rep for a PDF or JPG copy.

www.stewart.com/austin

