

**JUNE 2024 LABOR MARKET REVIEW**

# TABLE OF CONTENTS



Page 2 – Board of Directors

Page 4 – Highlights of the Labor Force

Page 5 – Unemployment Claimants

Page 7 – Employment by Sectors

Page 18 – HerForce



# Board of Directors

## Board Chair

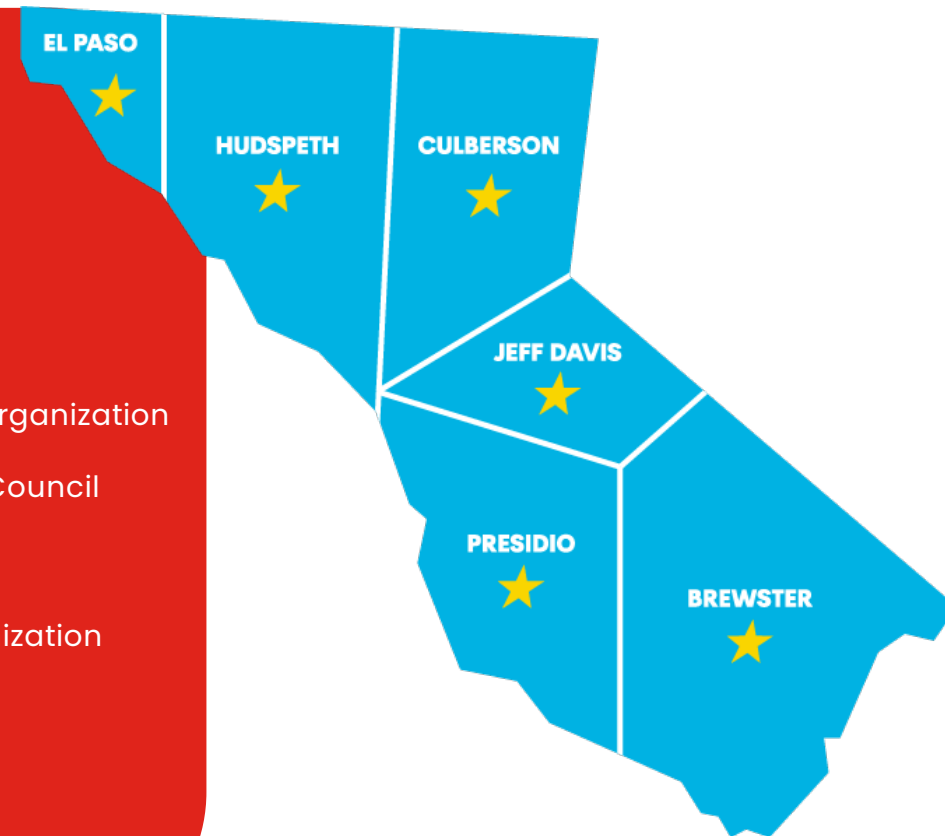
**Bobby Blanco, Private Sector**

## Vice Chair

**Ruben Torres, Private Sector**

Dr. Armando Aguirre, Public Education  
Robert Alcalá, Vocational Rehabilitation  
Dr. Carlos Amaya, GED  
Satish Bhaskar, Public Assistance  
Ruben Chavez, Private Sector  
Chrystal Davis, Community-Based Organization  
Dan Dunlap, Private Sector  
Chelsie Evaldi, Private Sector  
Ernestina Fautleroy, Private Sector  
Michelle Fenton, Private Sector  
Eduardo Garcia, Economic Development  
Art Garza, Private Sector  
Bob Gear, Public Employment

Christina Gonzalez, Private Sector  
Leonard Goodman III, Private Sector  
Luis Hernandez, Higher Education  
Randall Kinzie, Private Sector  
Ruby Maldonado, Private Sector  
Elizabeth Moya, Community-Based Organization  
Mary Jo Ochoa-Hernandez, Literacy Council  
Emma Schwartz, Private Sector  
Mica Short, Community-Based Organization  
Frank Spencer, Private Sector  
Adam Valdez, Organized Labor  
Melissa Zamora, Private Sector





# Board of Directors



To our members,

We are pleased to present the Labor Market Review that examines how the workforce area performed during **June 2024**. We are incorporating unemployment insurance claimant data to provide perspective on the ongoing pandemic effect.

The information presented in this newsletter was gathered from federal and state sources and pertains to the El Paso MSA, the Workforce Solutions Borderplex region, and the City of El Paso.

We look forward to performing to your highest standards in communicating pertinent information regarding the workforce as it relates to our objectives at WSB.

If there is additional information that you would like to see presented here, please send your comments and suggestions to:

[kandolite.carson@borderplexjobs.com](mailto:kandolite.carson@borderplexjobs.com)



# HIGHLIGHTS OF THE LABOR FORCE JUNE 2024



## THE BORDERPLEX REGION

- THE LABOR FORCE INCREASED BY 3,270 FROM THE PREVIOUS MONTH
- THE NUMBER OF EMPLOYED INDIVIDUALS DECREASED BY 93 FROM THE PREVIOUS MONTH
- THE NUMBER OF UNEMPLOYED INDIVIDUALS INCREASED BY 3,363 FROM THE PREVIOUS MONTH

## EL PASO, TX MSA

- EL PASO, TX MSA UNEMPLOYMENT WAS AT 4.9%, WITH A TOTAL OF 19,076 UNEMPLOYED INDIVIDUALS
- EL PASO, TX MSA ADDED 5,800 NONFARM JOBS SINCE JUNE 2023
- EL PASO, TX MSA LOST 500 NONFARM JOBS FROM THE PREVIOUS MONTH

## RURAL COUNTIES (BREWSTER, CULBERSON, JEFF DAVIS, HUDSPETH, AND PRESIDIO COUNTIES)

- THE LABOR FORCE INCREASED BY 98 FROM THE PREVIOUS MONTH
- THE NUMBER OF EMPLOYED INDIVIDUALS INCREASED BY 20 FROM THE PREVIOUS MONTH
- THE NUMBER OF UNEMPLOYED INDIVIDUALS INCREASED BY 78 FROM THE PREVIOUS MONTH



# NOTEWORTHY IN JUNE 2024 (Non-Seasonally Adjusted)



		June 2024				May 2024				June 2023			
		Labor Force	Employment	Unemployment	Rate	Labor Force	Employment	Unemployment	Rate	Labor Force	Employment	Unemployment	Rate
Texas	State	15,436,594	14,736,520	700,074	4.5	15,284,078	14,709,352	574,726	3.8	15,067,871	14,440,713	627,158	4.2
El Paso	MSA	388,222	369,146	19,076	4.9	385,034	369,260	15,774	4.1	379,057	362,155	16,902	4.5
Borderplex	WDA	398,320	378,797	19,523	4.9	395,050	378,890	16,160	4.1	388,838	371,488	17,350	4.5
Brewster	County	4,676	4,514	162	3.5	4,652	4,517	135	2.9	4,432	4,279	153	3.5
Culberson	County	1,320	1,282	38	2.9	1,289	1,253	36	2.8	1,243	1200	43	3.5
El Paso	County	386,278	367,285	18,993	4.9	383,106	367,398	15,708	4.1	377,146	360,314	16,832	4.5
Hudspeth	County	1,944	1,861	83	4.3	1,928	1,862	66	3.4	1,911	1,841	70	3.7
Jeff Davis	County	1017	982	35	3.4	1,022	989	33	3.2	1032	1000	32	3.1
Presidio	County	3,085	2,873	212	6.9	3,053	2,871	182	6.0	3,074	2,854	220	7.2
El Paso	City	321,339	306,467	14,872	4.6	319,016	306,562	12,454	3.9	314,073	300,651	13,422	4.3
Socorro	City	16,159	15,253	906	5.6	15,991	15,257	734	4.6	15,712	14,963	749	4.8

# NOTEWORTHY IN JUNE 2024



**4.9%**  
EL PASO  
MSA  
UNEMPLOYMENT  
RATE

El Paso  
4.9%

Hudspeth  
4.3%

Culberson  
2.9%

Jeff Davis  
3.4%

Presidio  
6.9%

Brewster  
3.5%



**TEXAS 4.5%**





# AVERAGE WEEKLY WAGES

(4th Quarter 2023)

## Average Weekly Wage (4th Quarter 2023)

	Q4 2023	Q3 2023	Q4 2022	Quarterly Change	Yearly Change
Borderplex	\$967	\$930	\$937	\$37	\$30
Texas	\$1,427	\$1,336	\$1,372	\$91	\$55
USA	\$1,435	\$1,334	\$1,385	\$101	\$50





# WHERE DO WE WORK?

The three Super Sectors with the **GREATEST** employment for the El Paso MSA in May 2024 were:

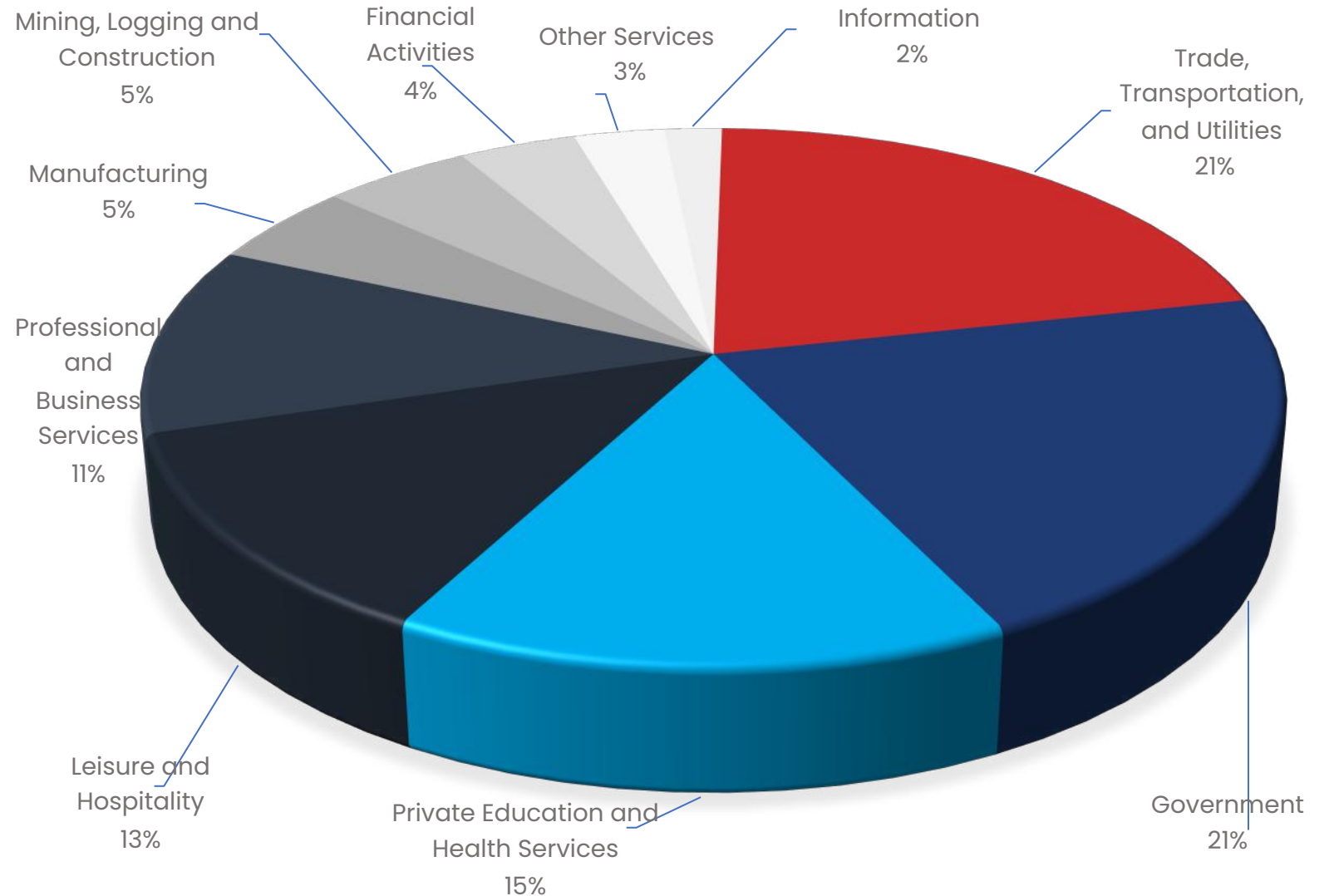
1. Trade, Transportation, and Utilities
2. Government
3. Private Education and Health Services

These three Super Sectors represented 58% of the total nonfarm employment.

The three Super Sectors with the **LEAST** employment for the El Paso MSA in May 2024 were:

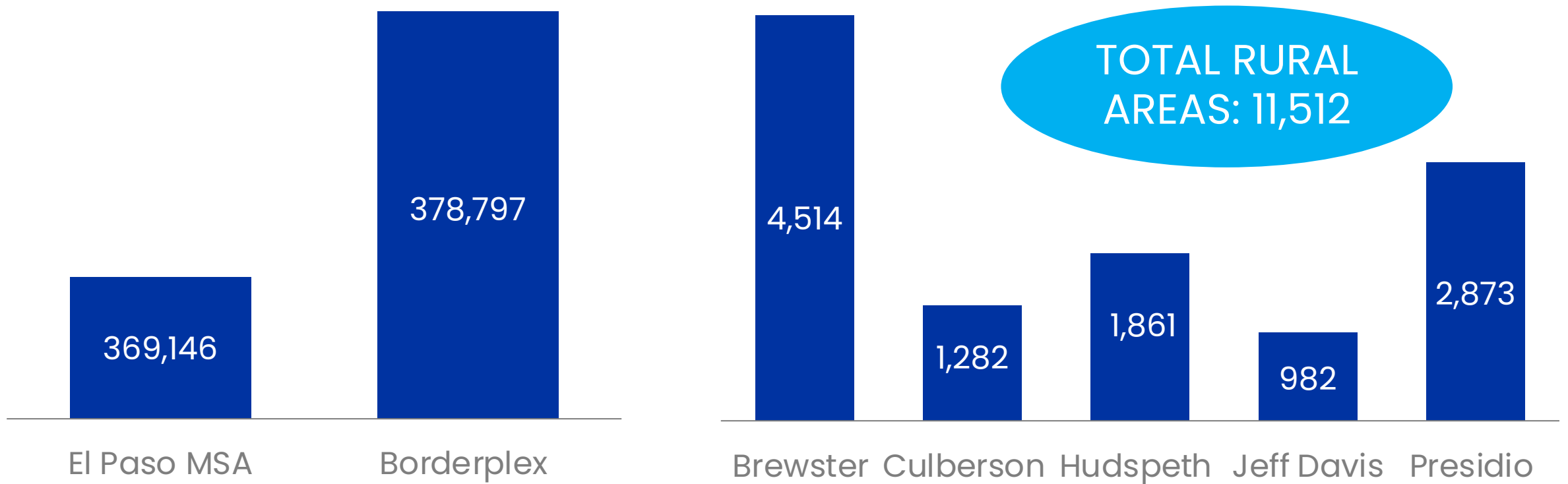
1. Financial Activities
2. Other Services
3. Information

These three Super Sectors represented 9% of the total nonfarm employment.



# WHERE DO WE WORK?

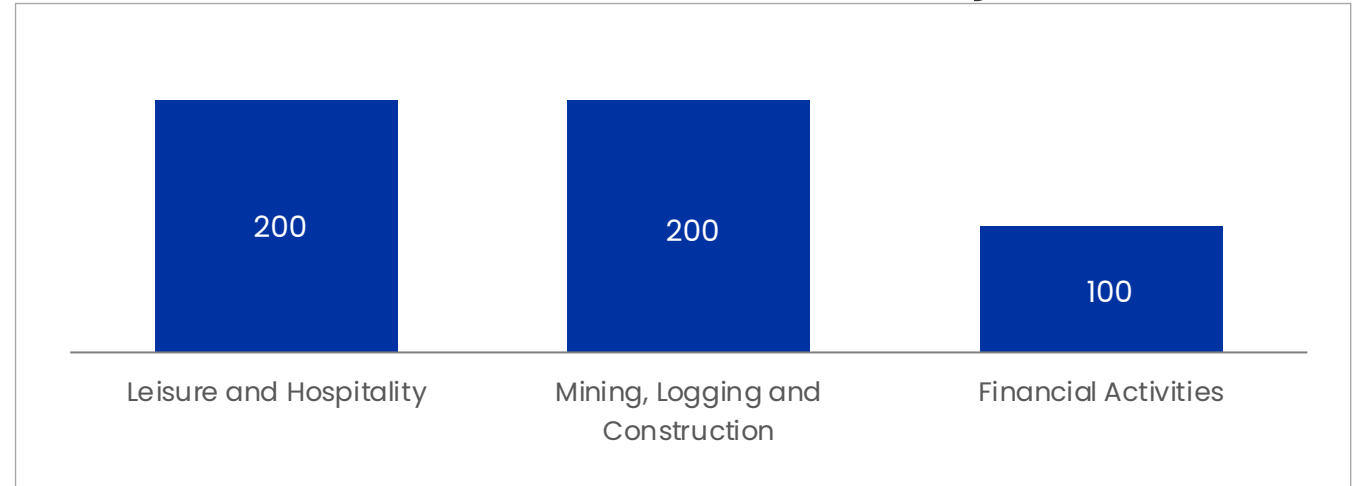
EMPLOYMENT in June 2024



# WHERE DO WE WORK? (Cont.)



## Industries Sectors that added jobs



## Top 5 Job Postings in the El Paso, TX MSA – May 2024

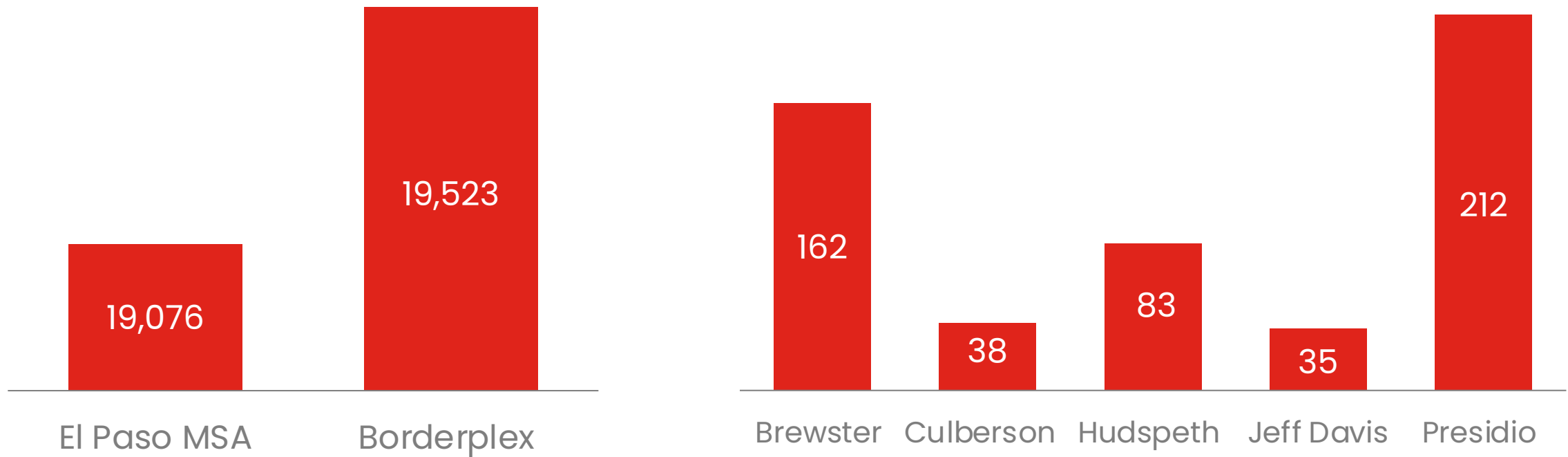
Occupation	Vacancies	Median Hourly Earnings BLS 2023
First-Line Supervisors of Retail Sales Workers	790	\$ 17.27
Retail Salespersons	784	\$ 13.15
Registered Nurses	680	\$ 37.47
Medical and Health Services Managers	608	\$ 47.55
Social and Human Service Assistants	379	\$ 17.67



Job postings active during June 2024

# WHERE ARE WE LOSING JOBS?

UNEMPLOYMENT in May 2024

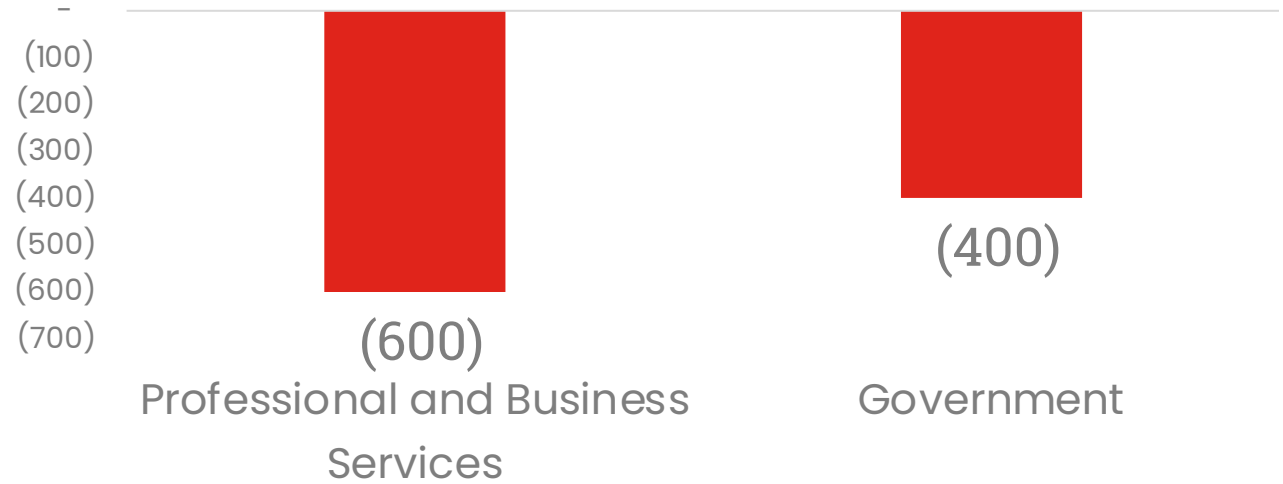




# WHERE DO WE WORK? (Cont.)



## Industries Sectors that lost jobs

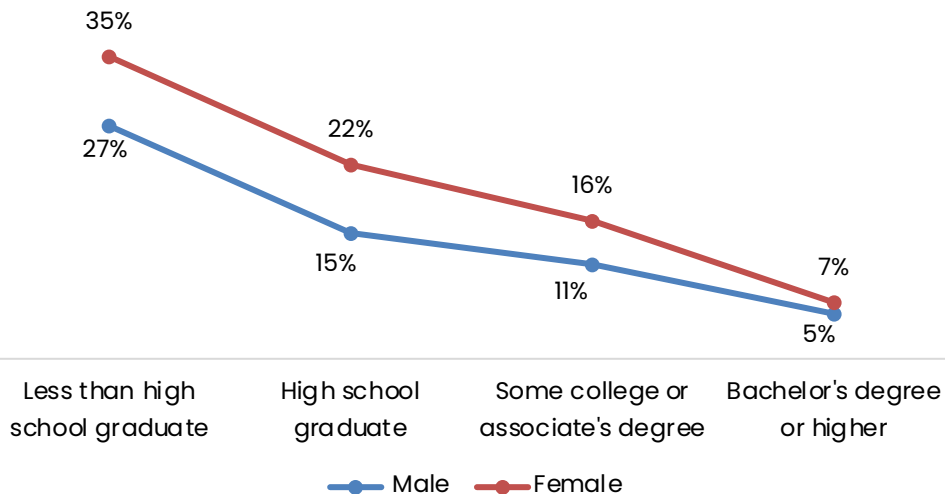




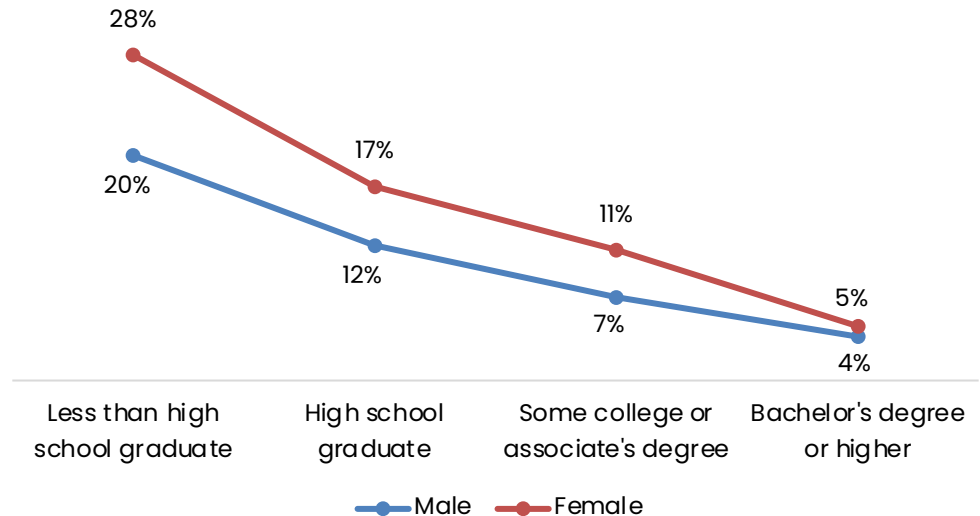
## Poverty rate for the population 25 years and over for whom poverty status is determined by educational attainment level

Females tend to have higher poverty rates than males at every educational level in both Texas and El Paso County. However, as educational attainment increases, the poverty rate decreases for both males and females in both locations.

**El Paso County**  
2022



**Texas**  
2022



**WSB addresses the gender equity and wage gap by providing new initiatives tailored to assist women in succeeding in the workforce.** We offer resources such as childcare, training assistance and job search assistance, among others. If you are interested in these or any other of our services, feel free to fill out [this form](#) and a WSB member will contact you soon.

# SOURCES



A proud partner of the  
americanjobcenter  
network

Labor Market & Career Information, Texas Workforce Commission July 2024, JobsEQ July 2024, Bureau of Labor Statistics May 2023.  
To access previous reports, please visit the Workforce Trends and Data section of our website: <http://www.borderplexjobs.com/regional-statistics/workforce-trends-and-data>

Funded by all or in part of, the Department of Labor/ETA WIOA Formula Grants and Wagner-Peyser; the Department of Health and Human Services TANF and Childcare Development Fund; and the Food and Nutrition Service SNAP Employment & Training.”

Equal Opportunity Employer/Program. Auxiliary aids and services are available upon request to individuals with disabilities. Relay Texas: 711 (Voice) or 1-800-735-2989 (TTY).

Igualdad de oportunidades de Empleo/Programas. Equipo auxiliar y servicios de apoyo están disponibles para personas con discapacidad al ser requeridos. Relay Texas: 711 (Voz) o 1-800-735-2989 (TTY)