

NOARK

Catalog

ASD16 & ASD25

UL 1500VDC Disconnect Switches



na.noark-electric.com

ABOUT US

NOARK Electric is a global manufacturer of low-voltage electrical components for industrial applications. We specialize in motor controls and circuit protection for original equipment manufacturers. Our mission is to provide customers with the highest quality products at an exceptional value and back them with world-class service and support. Every NOARK product is tested and certified to the highest industry standards and covered by our exclusive five-year limited warranty.

Research and Development

The entire portfolio of high-quality NOARK products is designed for manufacturing and assembly (DFMA). Each component is developed in-house by our engineering team to meet the strictest standards and performance requirements. This dedication to excellence has led to the development of patented technology found in many of our products.

World-class Manufacturing

After being thoroughly tested, approved and certified – each NOARK product is sent into production at our state-of-the-art manufacturing facilities. This allows us to maintain strict quality control standards throughout the manufacturing process. In addition, NOARK Electric adheres to a policy of environmental protection and sustainability.

North American Distribution

NOARK's distribution centers are located in Pomona, CA and Kitchener, ON, with the aim of ensuring prompt and reliable deliveries of the entire product range to our customers all over North America. Our supply chain team works closely with our factories and logistics partners to ensure the availability of our products on the North American market and provide logistics services on the level which our customers expect. NOARK Electric is a subsidiary of the largest electrical manufacturing group in Asia with over 50 thousand employees and sales revenue of \$22 billion USD. We have corporate facilities in Los Angeles, Shanghai and Prague to service the requirements of individual markets and countries.

140+

Countries

300+

Overseas Distributors

20

Overseas Subsidiaries

22

Logistics Centers

3

R & D Centers

10,000,000+

Sq.Ft. Manufacturing Space

50,000+

Employees Worldwide





TABLE OF CONTENTS

A. ASD16 DC Disconnect Switches

a. Overview.....	4
b. Product Label.....	5
c. Product Selection Guide.....	6
d. Technical Specifications.....	7
e. Environmental conditions.....	8
f. Dimensions.....	9

B. ASD25 DC Disconnect Switches

a. Overview.....	11
b. Product Label.....	12
c. Production Selection Guide.....	13
d. Technical Specifications.....	14
e. Environmental conditions.....	15
f. Dimensions.....	16
g. Wiring Connection.....	33

C. ASD16/ASD25 DC Disconnect Switch Accessories

a. Electrical.....	34
b. Mechanical.....	37





ASD16 DC Disconnect Switches

Overview

Features

Noark Electric ASD16 DC disconnect switches comply with UL489B - For Photovoltaic Systems and UL 489 Supplement SC – For Batteries and Energy Storage Systems. The DC switch is available in current ratings of 600A through 1600A with short-time withstand current up to 75kA @ 1500Vdc. The ASD16 DC disconnect switch features a poles-in-series design and a jumper connection configuration for ungrounded systems. The ASD16 DC disconnect switch is backed by a 1-year limited warranty.

- Rated current 600A - 1600A
- Rated operational voltage up to 1500Vdc (4-pole in series)
- Short circuit withstand current 75kA
- 12,500 Operations, before maintenance (Mechanical)
- Compact design for limited space in combiner box or the solar inverter
- An extensive range of accessories
- Factory mounted connection jumpers comply with UL regulations



Certifications


- UL489B - Photovoltaic Systems
- UL 489 SUPPLEMENT SC - Batteries and Energy Storage Systems





ASD16 DC Disconnect Switches

Product Label



- 1. Jumper busbar
- 2. Control circuit wiring terminals
- 3. Trademark
- 4. Opening push-button (O)
- 5. Contact position indicator

a) opening



b) closing

- 6. Ready to close indicator

a) ready

b) not ready



- 7. Terminal connectors
- 8. Closing push-button (I)
- 9. Nameplate
- 10. Spring charged/discharged indicator

a) Spring charged

b) Spring discharged

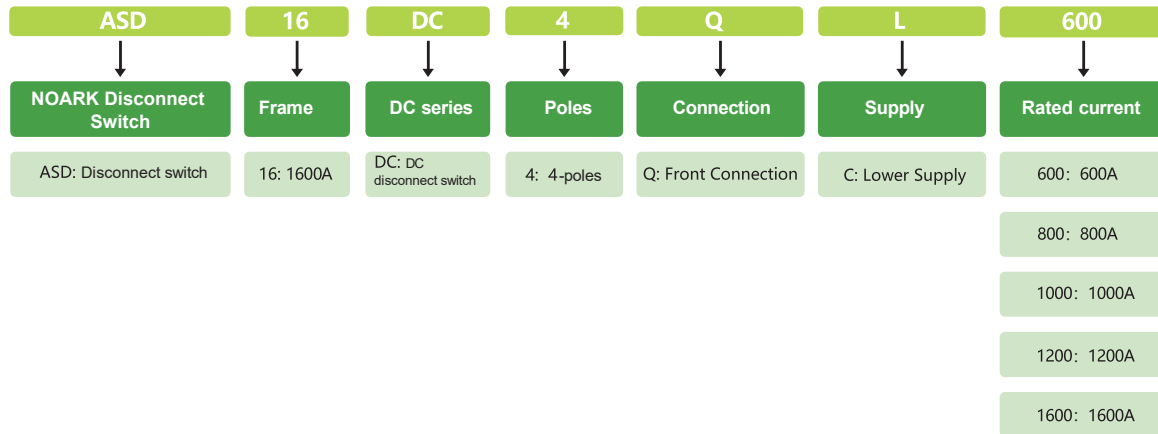


- 11. Charge handle



ASD16 DC Disconnect Switches

Product Selection Guide



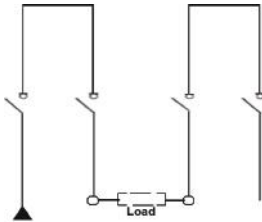
- Default front connection, lower supply
- Jumper busbars are not included, to be order separately
- ASD16 DC available in fixed type only

Short Time Withstand Current Rating	Rated Current (A)	Terminal Connection	C Type Connection	
			Catalog Number	Part Number
75kA	600	Front Connection	ASD16DC4QL600	1800491
	800		ASD16DC4QL800	1800492
	1000		ASD16DC4QL1000	1800493
	1200		ASD16DC4QL1200	1800494
	1600		ASD16DC4QL1600	1800495



ASD16 DC Disconnect Switches

Technical Specification

Product		ASD16DC
Rated Maximum Voltage (Vdc)		1500Vdc (4-pole in series)
Rated current (A)		600/800/1000/1200/1600
Pole		4-pole
Standards		UL489 SUPPLEMENT SC / UL489B
Short time withstand current (kA)/50ms		75
Operating time (ms)	Max. Breaking time	<30
	Max. Closing time	<60
Number of operations (times)	Mechanical (before maintenance)	12,500
	Electrical life (before maintenance)	500
Installation type		Fixed, Front connection
Jumper busbar connection type		<div>Lower supply</div> 
Dimensions H×W×D (mm)		473x364x198.5
Weight: lb (kg)		61.73 (28)



ASD16 DC Disconnect Switches

Environmental Conditions

Ambient Temperature

ASD16DC disconnect switch can operate in -45°C ~ 70°C environmental conditions. ASD16DC disconnect switch can operate at higher temperatures than the reference temperature 40°C, in this case, the derating coefficients shown in the table must be applied. The disconnect switch needs to be specially customized when the operating temperature is below -25°C.

Rated Current (A)	Temperature (°C)						
	<40	45	50	55	60	65	70
600	100%	100%	100%	100%	100%	100%	100%
800	100%	100%	100%	100%	100%	100%	100%
1000	100%	100%	100%	100%	100%	100%	100%
1200	100%	100%	100%	100%	100%	100%	100%
1600	100%	100%	100%	95%	92%	85%	80%

Altitude

ASD16DC disconnect switch does not change in rated performance up to 2000m. Above 2000m, the derating coefficients shown in the table must be applied.

Elevation (m)	<2000	3000	4000	5000
Rated Voltage (V)	1xUe	0.95xUe	0.8xUe	0.7xUe
Rated Current (A)	1xIn	0.99xIn	0.96xIn	0.94xIn

Humidity

The relative humidity must not exceed 85% at 40°C and the monthly average relative humidity in the wettest month must not exceed 90%. The effect of surface condensation caused by temperature changes on product performance should be taken into consideration

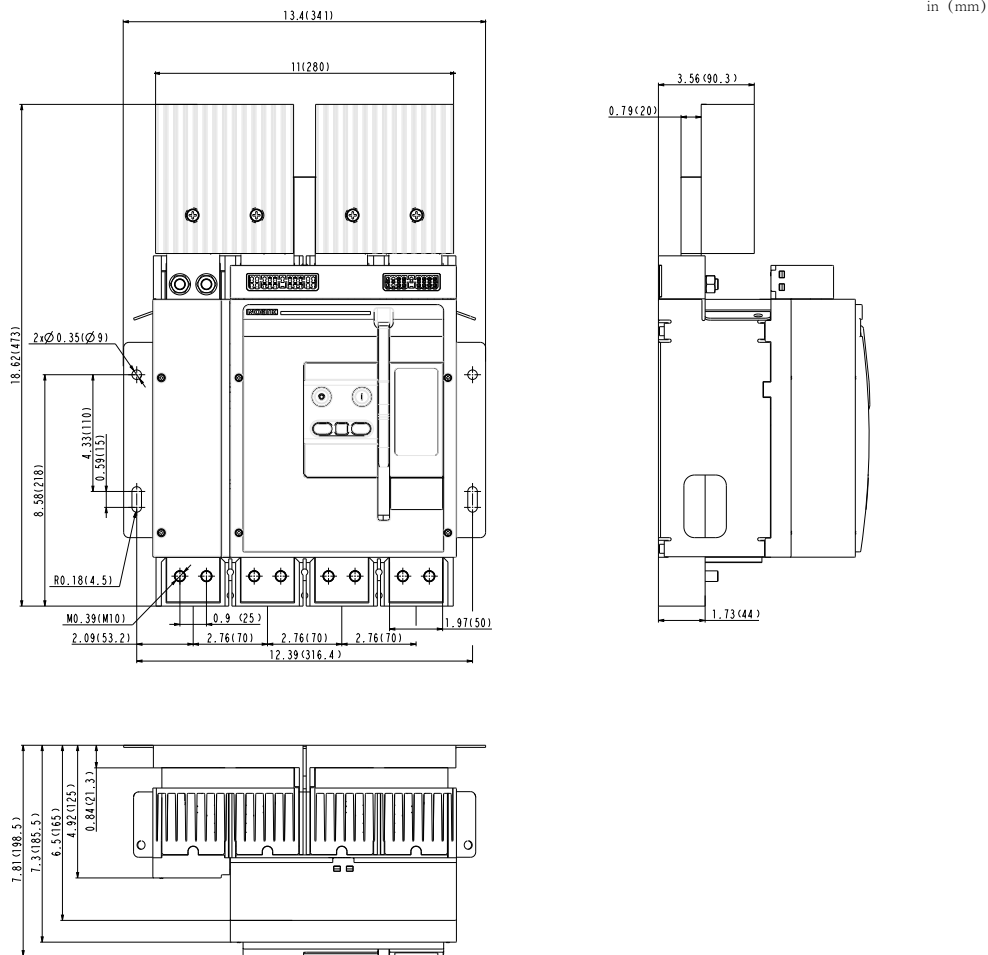


ASD16 DC Disconnect Switches

Dimensions

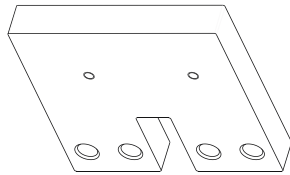
600A-1600A Fixed, Front Connection

in(mm)





Jumper Dimensions



Recommended Busbar Specification				
Model	Rated Current	Vertical Type		
		Qty	Size (in)	Size (mm)
ASD16DC	600A	1	1/4x2	6.35x50.8
	800A	1	1/4x3	6.35x76.2
	1000A	2	1/4x2	6.35x50.8
	1200A	2	1/4x2	6.35x50.8
	1600A	2	1/4x3	6.35x76.2



ASD25 DC Disconnect Switches

Overview

Features

Noark Electric ASD25 DC disconnect switches comply with UL489B - For Photovoltaic Systems and UL 489 Supplement SC – For Batteries and Energy Storage Systems. The DC switch is available in current ratings of 800A – 2500A with short-time withstand current up to 150kA @ 1500Vdc. The ASD25 DC disconnect switch features a poles-in-series design and a jumper connection configurations are offered for grounded and ungrounded systems. The ASD25 DC disconnect switch is backed by a 1-year limited warranty

- UL489B / UL489 Supplement SC Compliant
- Operating voltage up to 1500Vdc (4-pole in series)
- Rated short time withstand current up to 150kA
- Ambient temperature - 45°C ~ 70°C
- Can be used in grounded and ungrounded systems
- Full line of internal and external accessories available



Certifications


- UL489B - For Photovoltaic Systems
- UL 489 SUPPLEMENT SC - Batteries and Energy Storage Systems



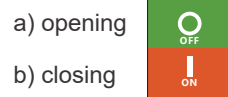


ASD25 DC Disconnect Switches

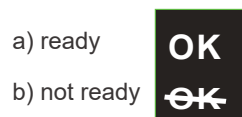
Product Label



- 1. Control circuit wiring terminal
- 2. Brand
- 3. Opening push-button (O)
- 4. Contact position indicator

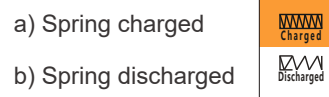


- 5. Closing ready indicator



- 6. Fixed plate (left)

- 7. Closing push-button (I)
- 8. Manual spring charge handle
- 9. Nameplate
- 10. Spring charged/discharged indicator

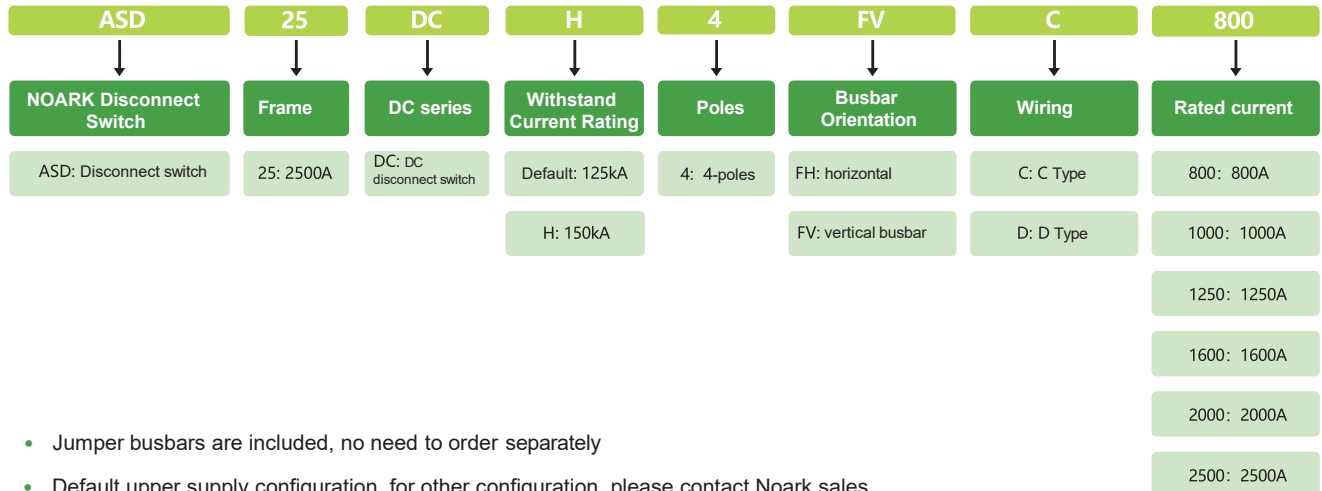


- 11. Fixed plate (right)



ASD25 DC Disconnect Switches

Product Selection Guide

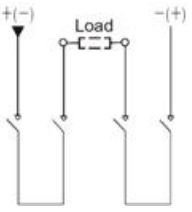
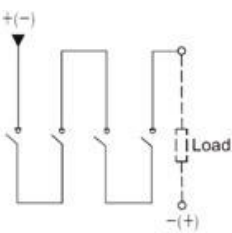
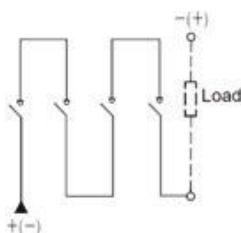


Short Time Withstand Current Rating	Rated Current (A)	Terminal Connection	C Type Connection		D Type Connection	
			Catalog Number	Part Number	Catalog Number	Part Number
125kA	800	Horizontal	ASD25DC4FHC800	1800381	ASD25DC4FHD800	1800405
	1000		ASD25DC4FHC1000	1800382	ASD25DC4FHD1000	1800406
	1250		ASD25DC4FHC1250	1800383	ASD25DC4FHD1250	1800407
	1600		ASD25DC4FHC1600	1800384	ASD25DC4FHD1600	1800408
	2000		ASD25DC4FHC2000	1800385	ASD25DC4FHD2000	1800409
	2500		ASD25DC4FHC2500	1800386	ASD25DC4FHD2500	1800410
	800	Vertical	ASD25DC4FVC800	1800387	ASD25DC4FVD800	1800411
	1000		ASD25DC4FVC1000	1800388	ASD25DC4FVD1000	1800412
	1250		ASD25DC4FVC1250	1800389	ASD25DC4FVD1250	1800413
	1600		ASD25DC4FVC1600	1800390	ASD25DC4FVD1600	1800414
	2000		ASD25DC4FVC2000	1800391	ASD25DC4FVD2000	1800415
	2500		ASD25DC4FVC2500	1800392	ASD25DC4FVD2500	1800416
150kA	800	Horizontal	ASD25DCH4FHC800	1800393	ASD25DCH4FHD800	1800417
	1000		ASD25DCH4FHC1000	1800394	ASD25DCH4FHD1000	1800418
	1250		ASD25DCH4FHC1250	1800395	ASD25DCH4FHD1250	1800419
	1600		ASD25DCH4FHC1600	1800396	ASD25DCH4FHD1600	1800420
	2000		ASD25DCH4FHC2000	1800397	ASD25DCH4FHD2000	1800421
	2500		ASD25DCH4FHC2500	1800398	ASD25DCH4FHD2500	1800422
	800	Vertical	ASD25DCH4FVC800	1800399	ASD25DCH4FVD800	1800423
	1000		ASD25DCH4FVC1000	1800400	ASD25DCH4FVD1000	1800424
	1250		ASD25DCH4FVC1250	1800401	ASD25DCH4FVD1250	1800425
	1600		ASD25DCH4FVC1600	1800402	ASD25DCH4FVD1600	1800426
	2000		ASD25DCH4FVC2000	1800403	ASD25DCH4FVD2000	1800427
	2500		ASD25DCH4FVC2500	1800404	ASD25DCH4FVD2500	1800428



ASD25 DC Disconnect Switches

Technical Specification

Model		ASD25 DC	
Rated voltage (Vdc)		1500Vdc (4-Pole in series)	
Rated current (A)		800A/1000A/1250A/1600A/2000A/2500A	
Pole		4 Pole	
Installation type		Fixed	
Standards		UL489 SUPPLEMENT SC / UL489B	
Frame size		2500A	
Short time withstand current (kA)/50ms		125KA/150KA	
Operating time (ms)	Max. Opening time	30	
	Max. Closing time	70	
Life cycle (times)	Mechanical	12,500	
	Electrical	2,000	
Connection type	C type connection	<p>(Upper supply)</p> 	<p>(Lower supply)</p> 
	D type connection	<p>(Upper supply)</p> 	<p>(Lower supply)</p> 
Dimensions H×W×D In (mm)	800A-2000A	15.43×18.31×17.01 (392×465×433)	
	2500A	15.43×18.31×18.78 (392×465×477)	
Weight lb (kg)	Frame Size	Type C	Type D
	800A-2000A	154 (70)	163 (74)
	2500A	160 (73)	168 (76)



ASD25 DC Disconnect Switches

Environmental Conditions

Temperature

ASD25 DC disconnect switch ambient temperature for use is: - 45°C ~ 70°C. When the operating environment exceeds 40°C, please refer to the following table of derating coefficients.

In (A)	Temperature (°C)													
	Horizontal busbar							Vertical busbar						
	<40	45	50	55	60	65	70	<40	45	50	55	60	65	70
800	100%	100%	100%	100%	100%	100%	100%	100%	100%	100%	100%	100%	100%	100%
1600	100%	100%	100%	100%	100%	95%	90%	100%	100%	100%	100%	100%	100%	100%
2000	100%	100%	100%	100%	95%	90%	85%	100%	100%	100%	100%	100%	95%	93%
2500	100%	100%	100%	95%	90%	85%	80%	100%	100%	100%	100%	95%	93%	90%

Altitude

ASD25 DC disconnect switch rated performance will not be compromised at altitudes below 2000m. When the altitude is more than 2,000m, please refer to the following table of derating coefficients.

Elevation (m)	<2000	3000	4000	5000
Rated Voltage(V)	1xUe	0.9xUe	0.8xUe	0.7xUe
Rated Current (A)	1xIn	0.98xIn	0.96xIn	0.94xIn

Humidity

The relative humidity must not exceed 85% at 40°C and the monthly average relative humidity in the wettest month must not exceed 90%. The effect of surface condensation caused by temperature changes on product performance should be taken into consideration

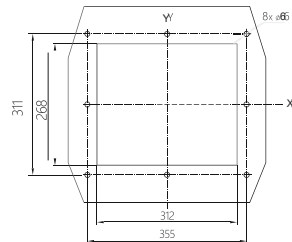
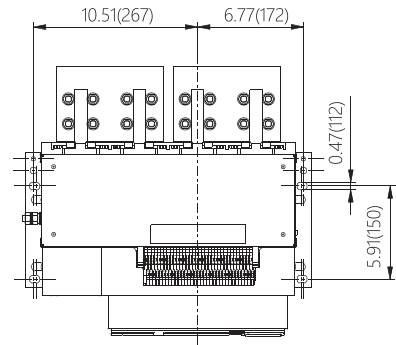
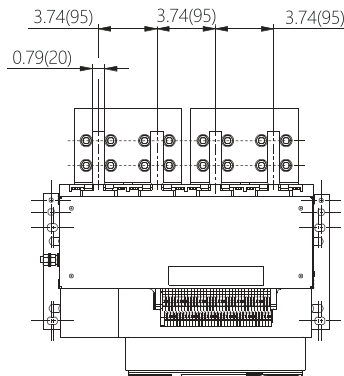
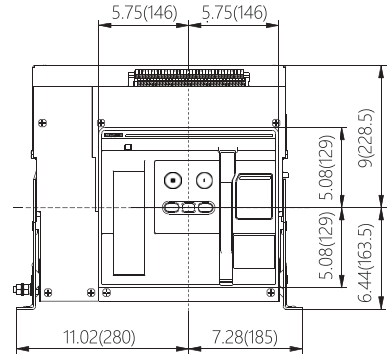
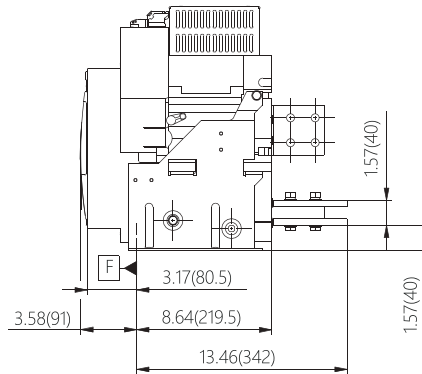
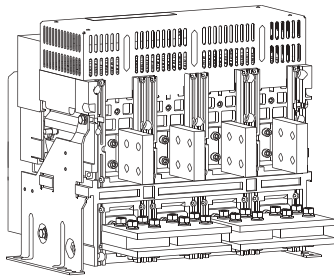


ASD25 DC Disconnect Switches

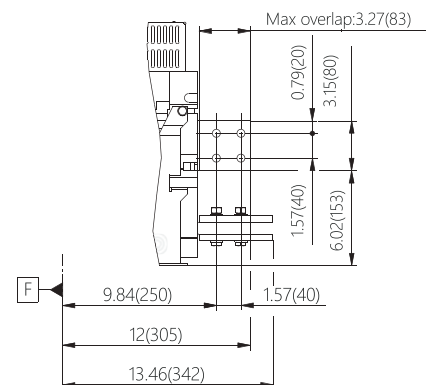
Dimensions

800A-2000A Type C, vertical, upper supply

in(mm)



Through-the-door cutout dimensions
for Disconnect switch



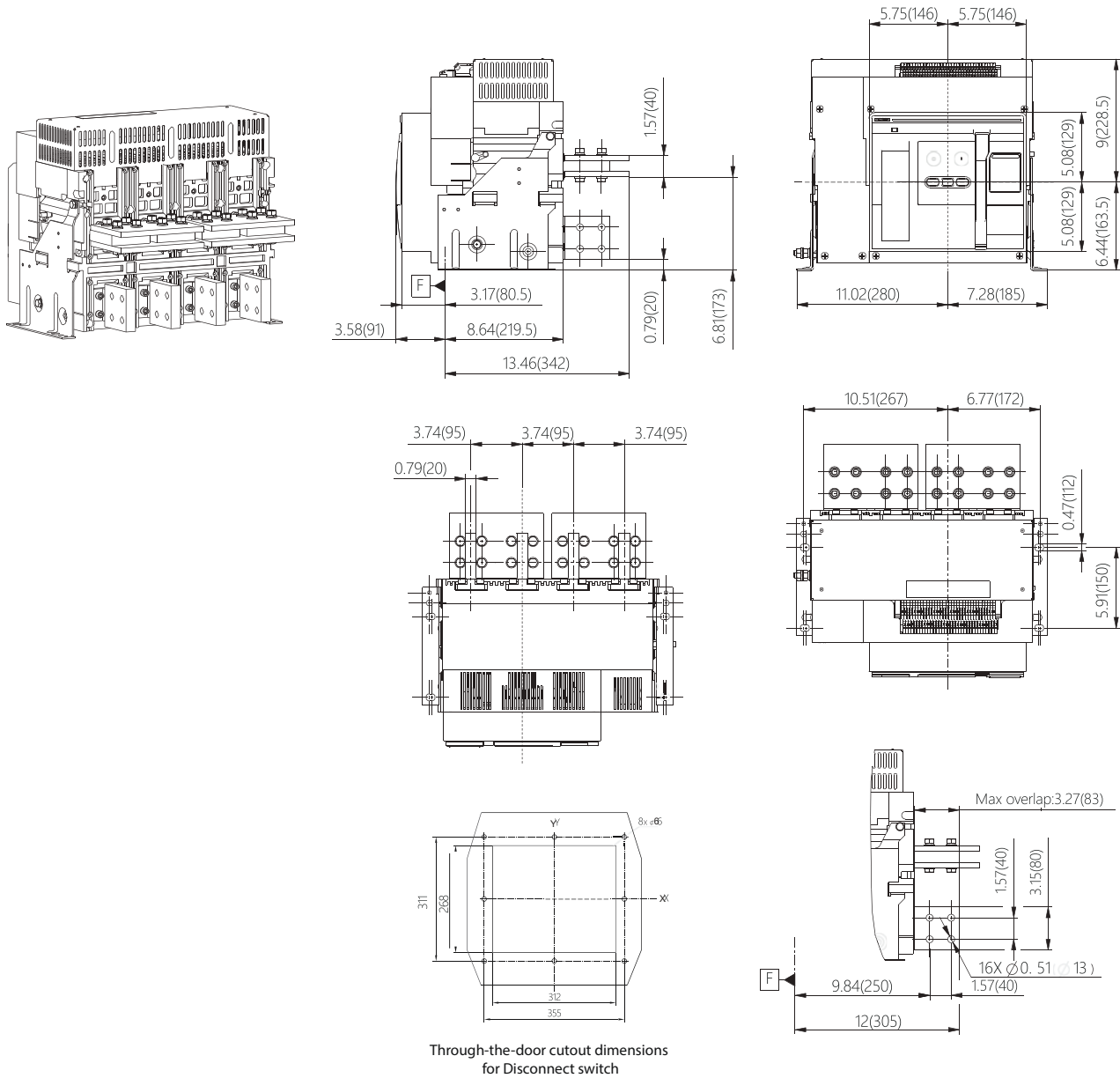


ASD25 DC Disconnect Switches

Dimensions

800A-2000A Type C, vertical, lower supply

in(mm)



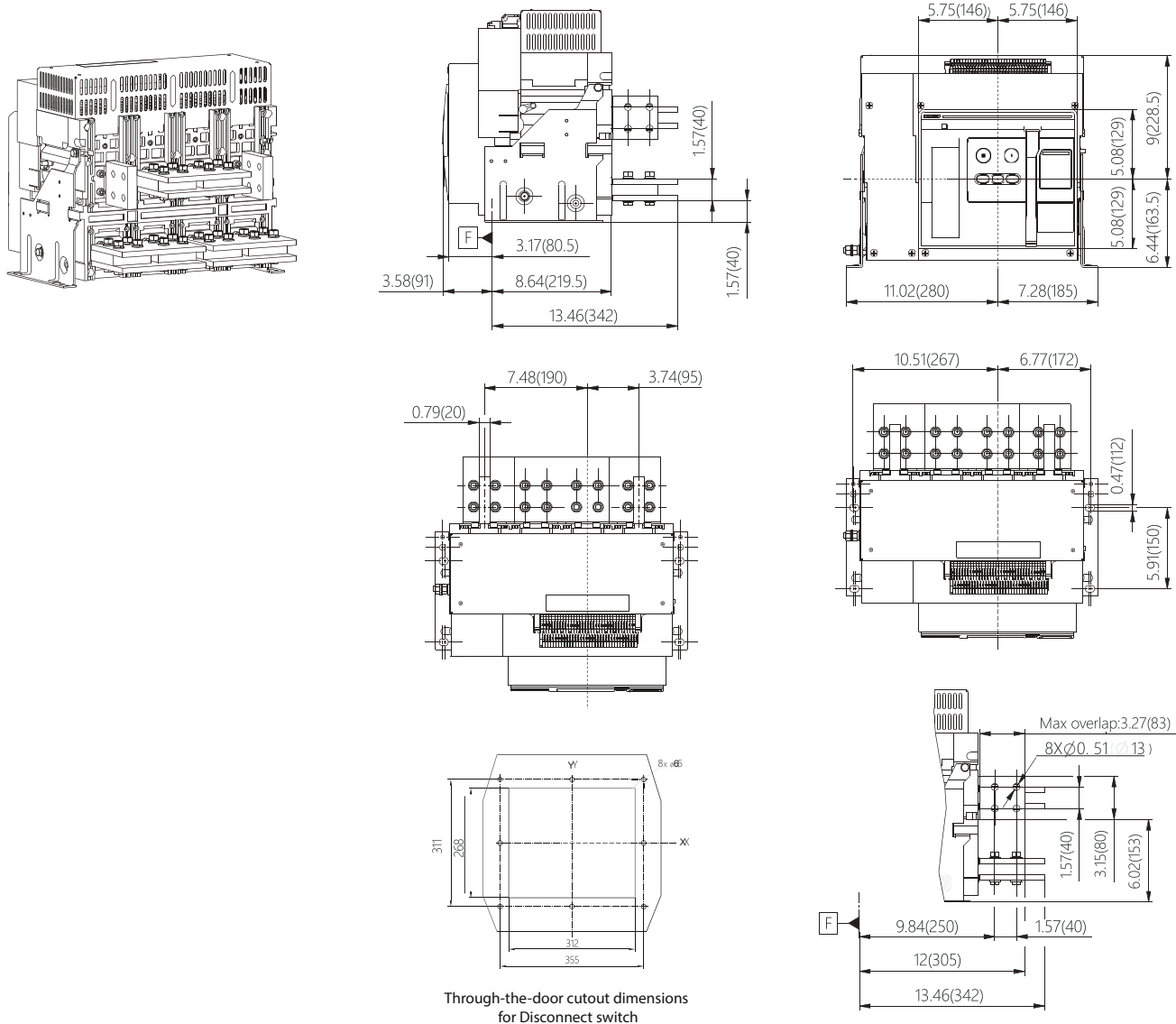


ASD25 DC Disconnect Switches

Dimensions

800A-2000A Type D, vertical, upper supply

in(mm)



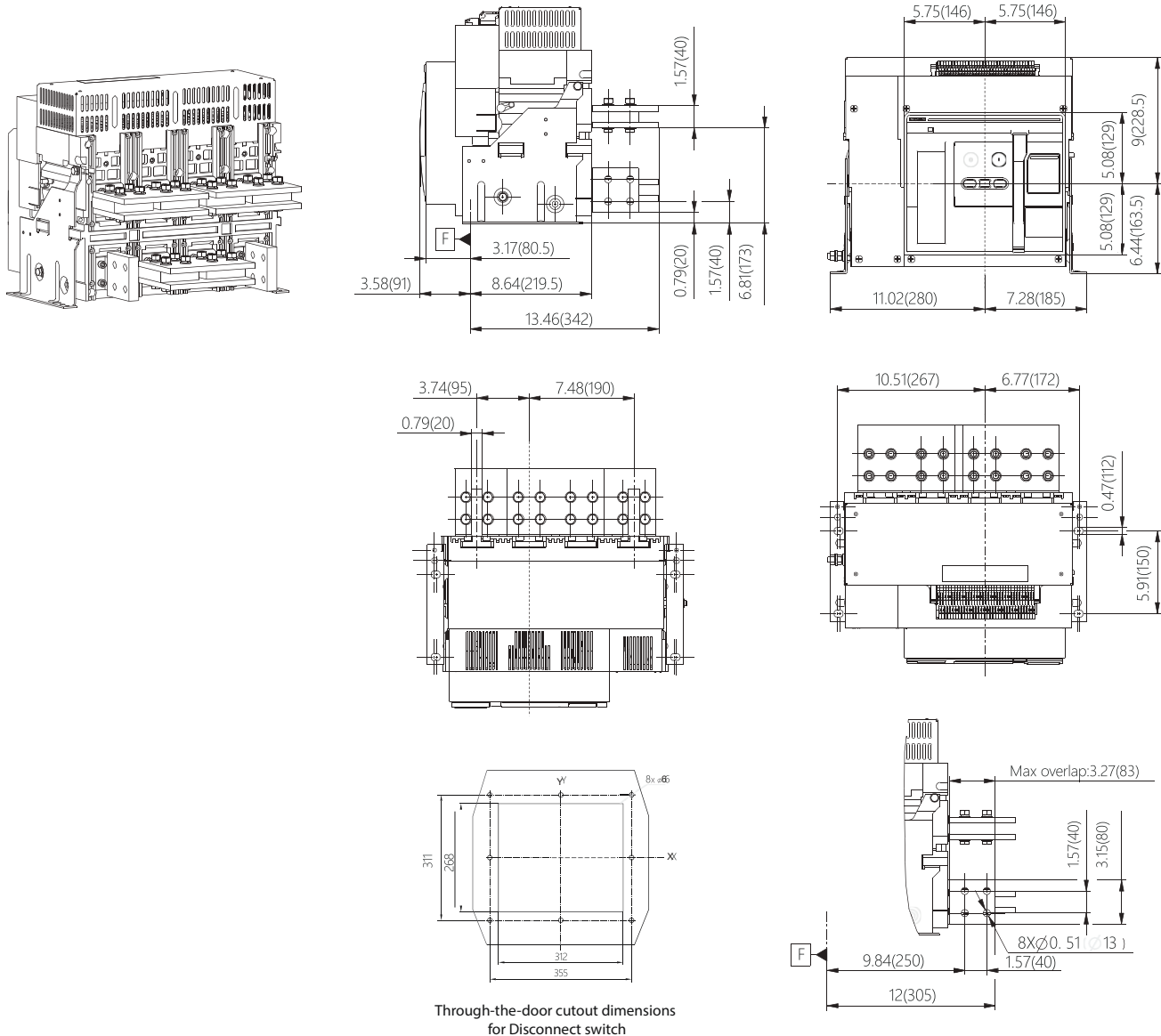


ASD25 DC Disconnect Switches

Dimensions

800A-2000A Type D, vertical, lower supply

in(mm)



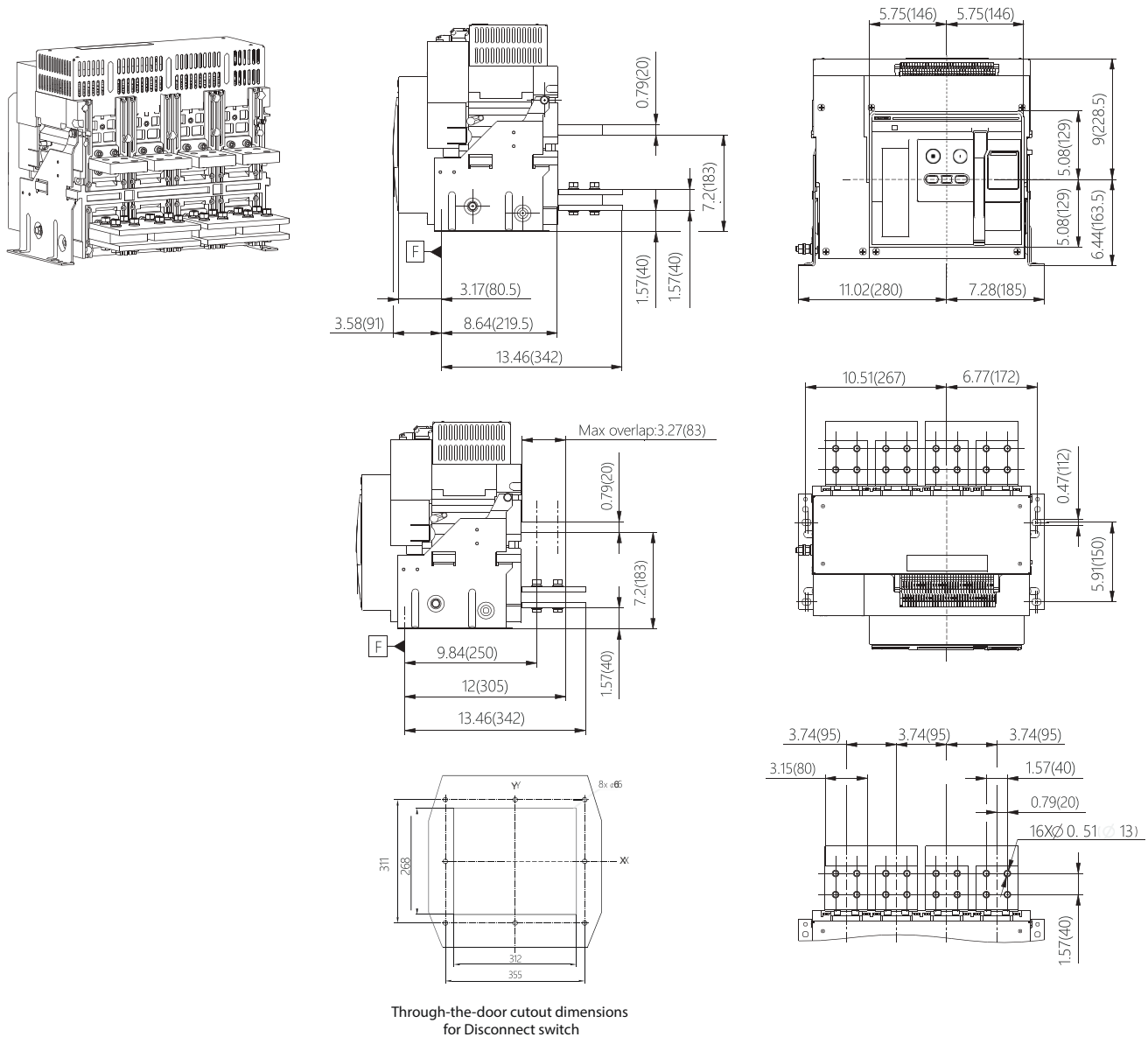


ASD25 DC Disconnect Switches

Dimensions

800A-2000A Type C, horizontal, upper supply

in(mm)



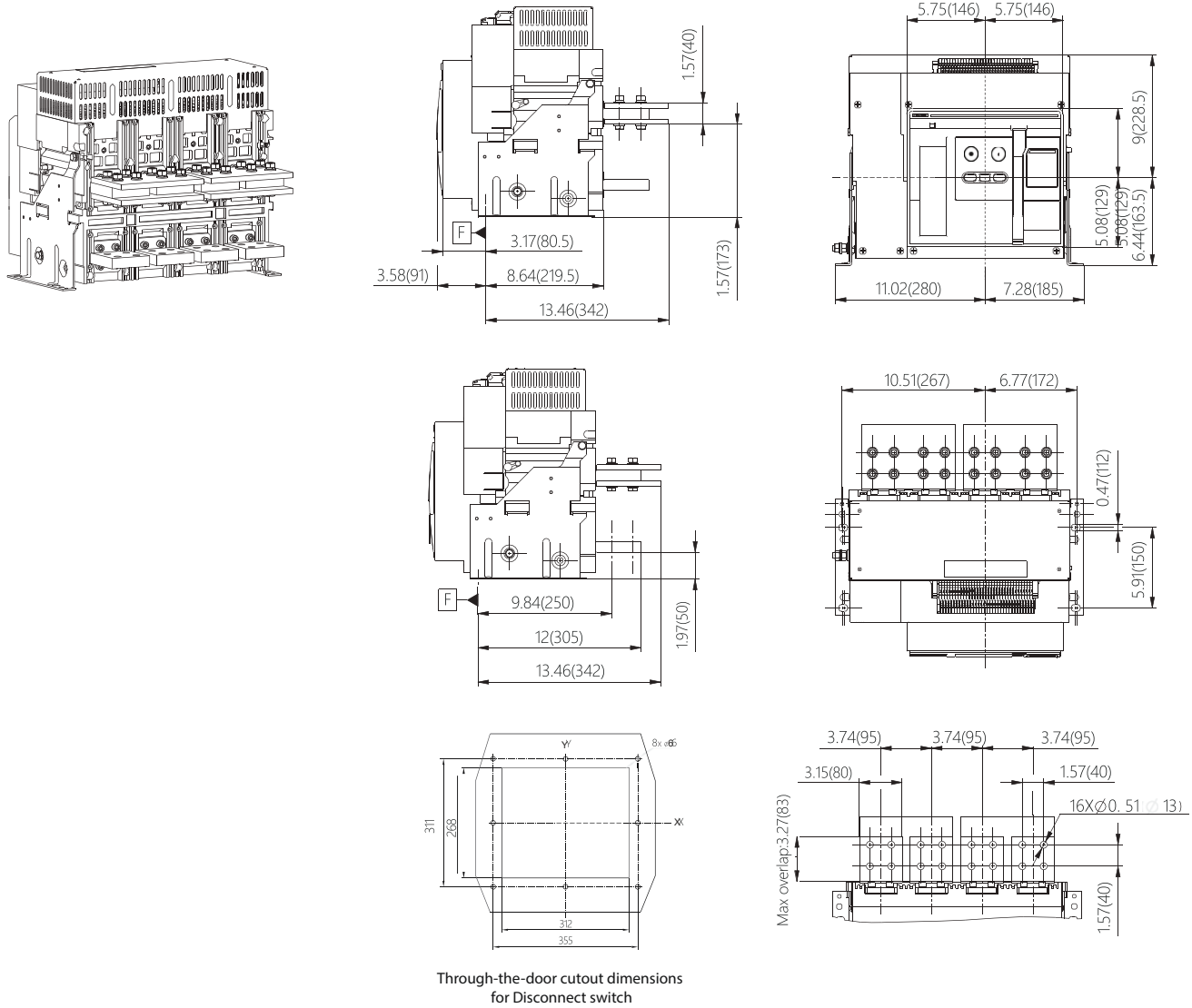


ASD25 DC Disconnect Switches

Dimensions

800A-2000A Type C, horizontal, lower supply

in(mm)



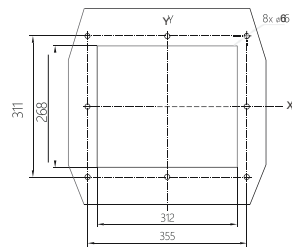
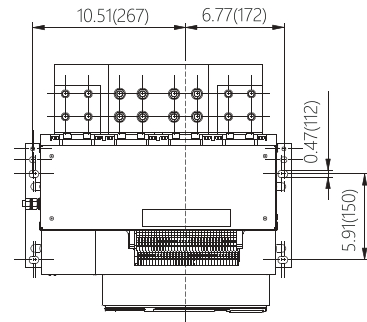
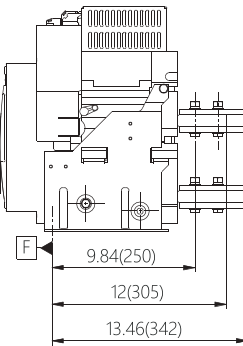
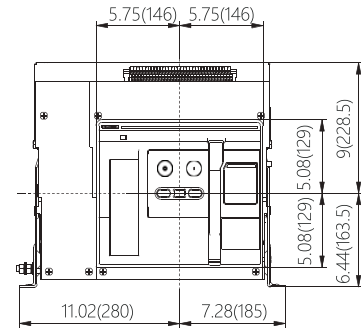
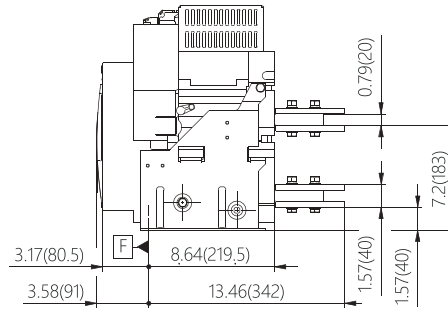
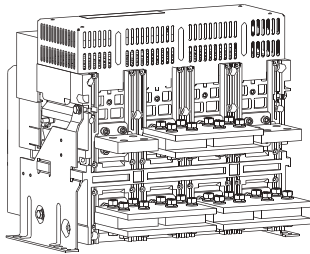


ASD25 DC Disconnect Switches

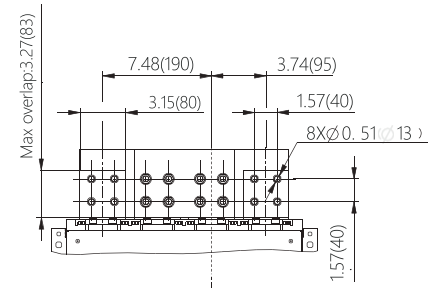
Dimensions

800A-2000A Type D, horizontal, upper supply

in(mm)



Through-the-door cutout dimensions
for Disconnect switch



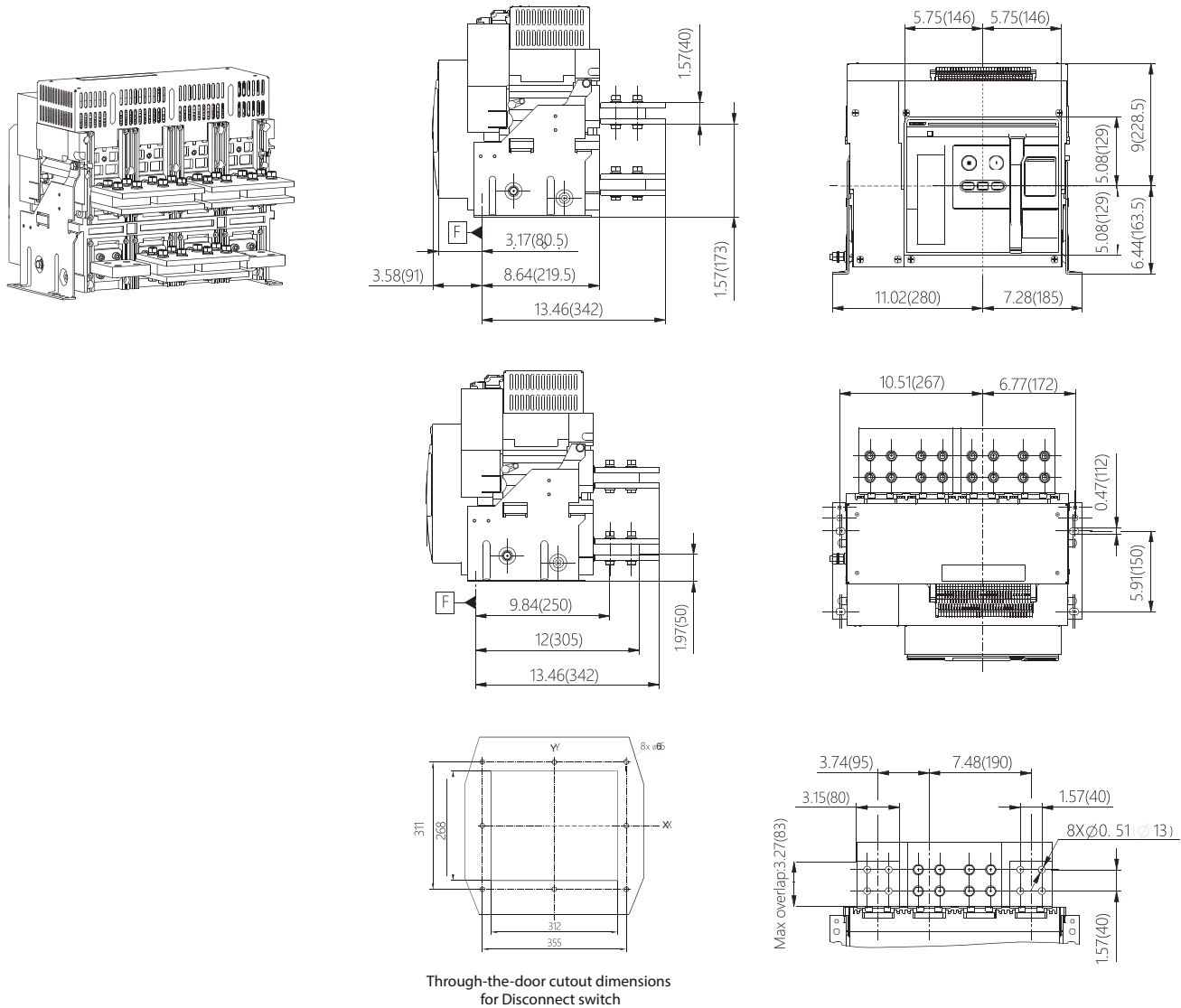


ASD25 DC Disconnect Switches

Dimensions

800A-2000A Type D, horizontal, lower supply

in(mm)



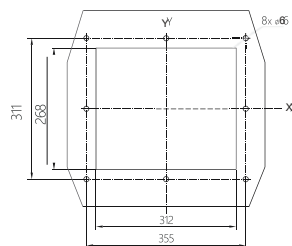
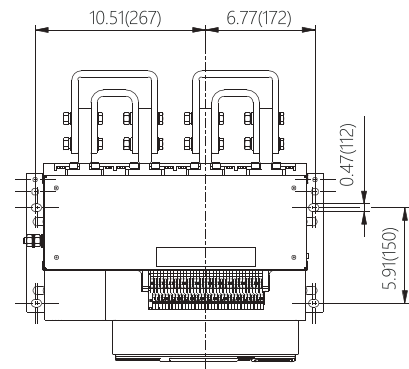
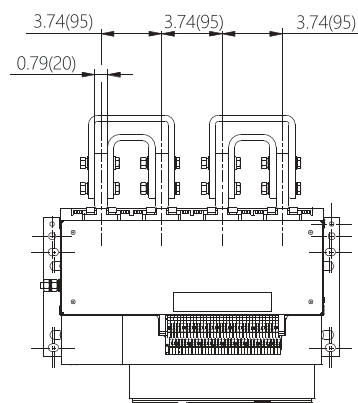
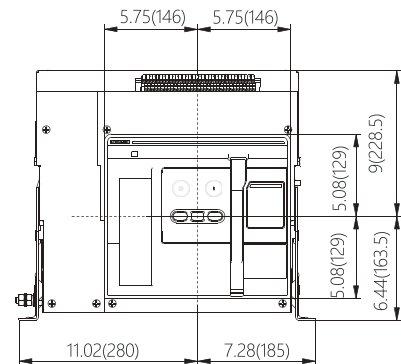
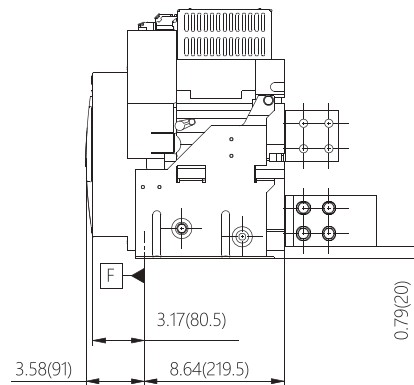
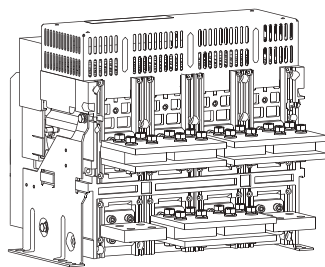


ASD25 DC Disconnect Switches

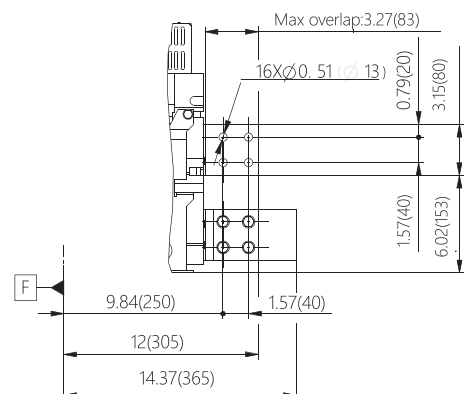
Dimensions

2500A Type C, vertical, upper supply

in(mm)



Through-the-door cutout dimensions
for Disconnect switch



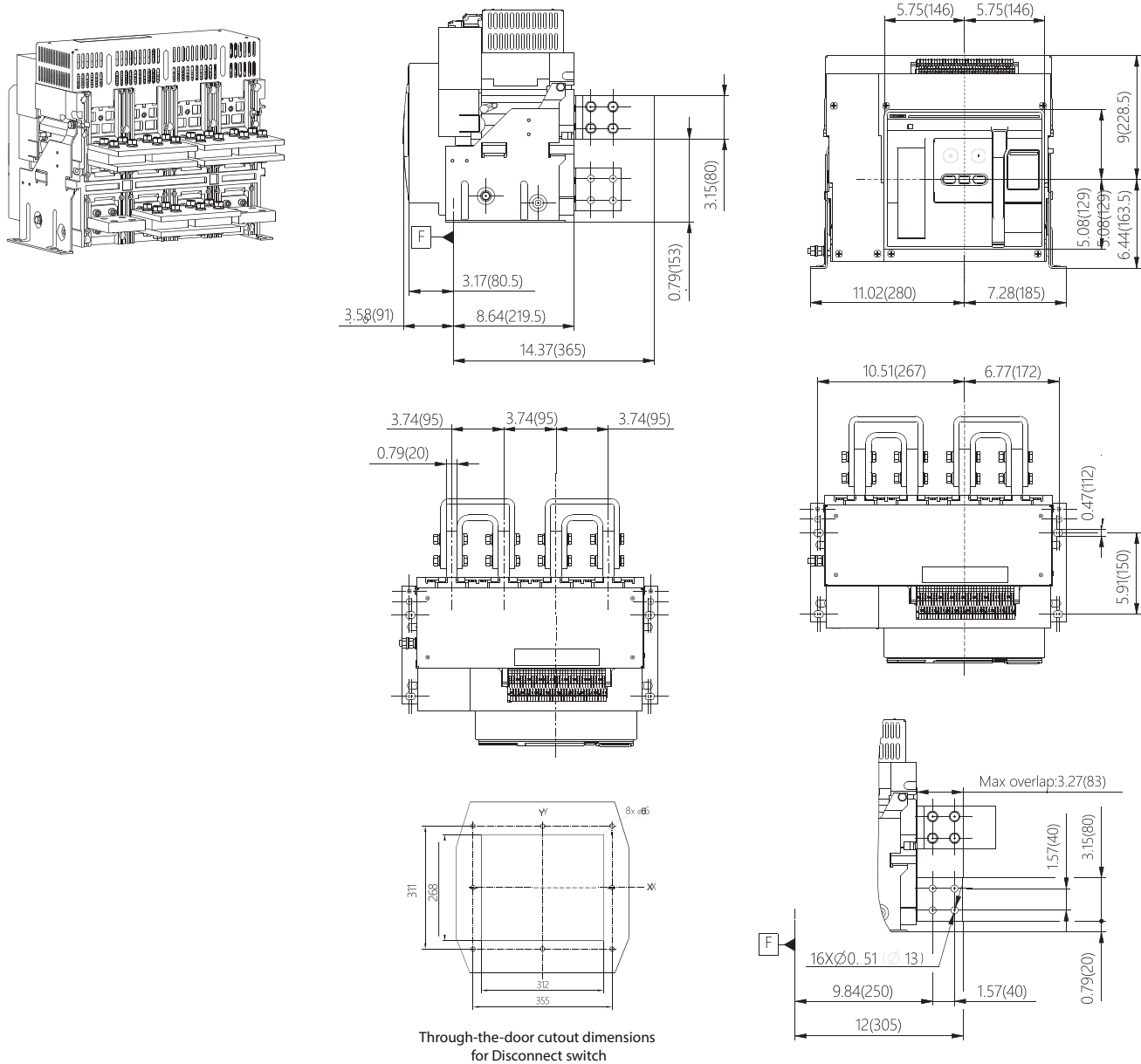


ASD25 DC Disconnect Switches

Dimensions

2500A Type C, vertical, lower supply

in(mm)



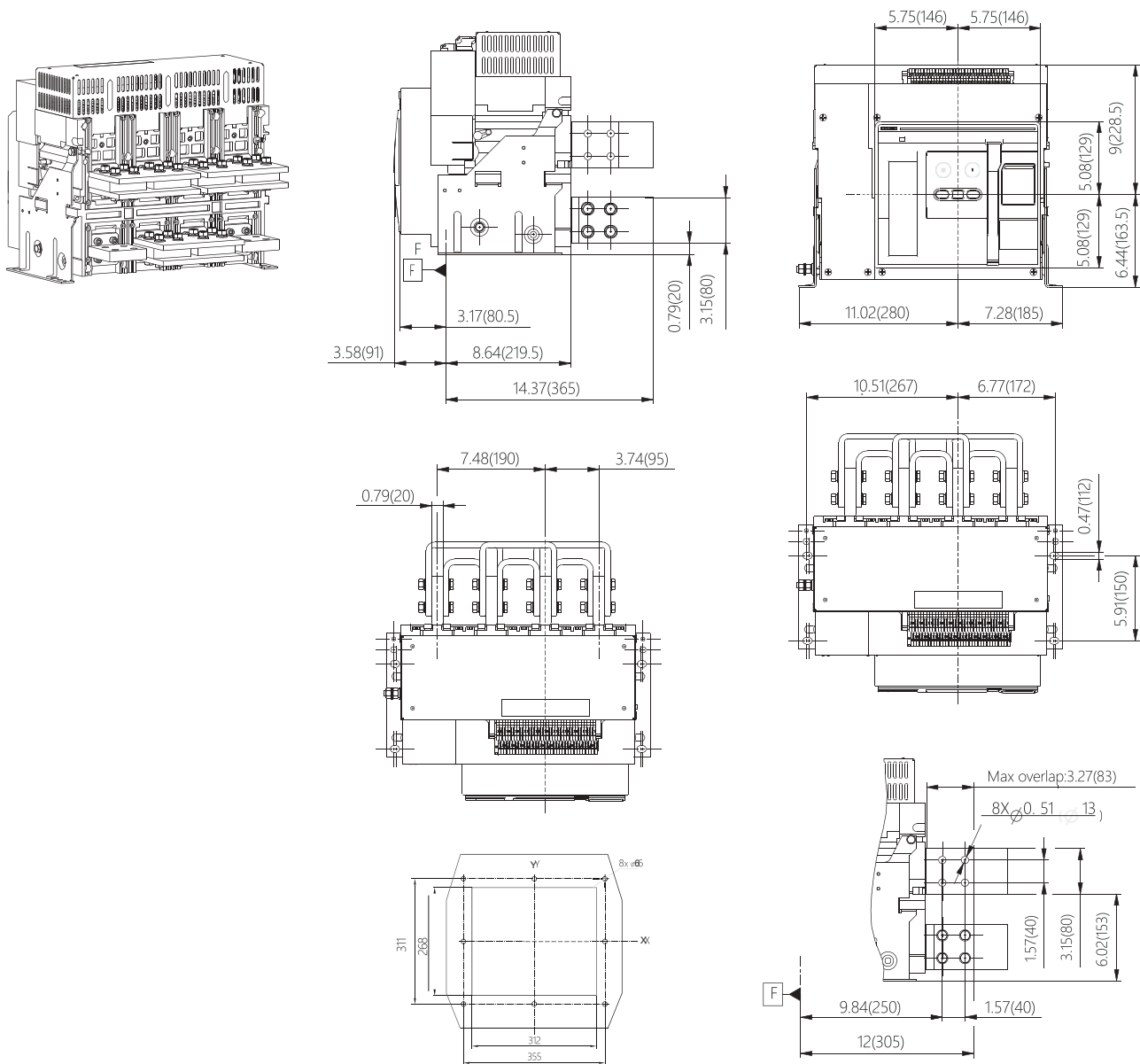


ASD25 DC Disconnect Switches

Dimensions

2500A Type D, vertical, upper supply

in(mm)



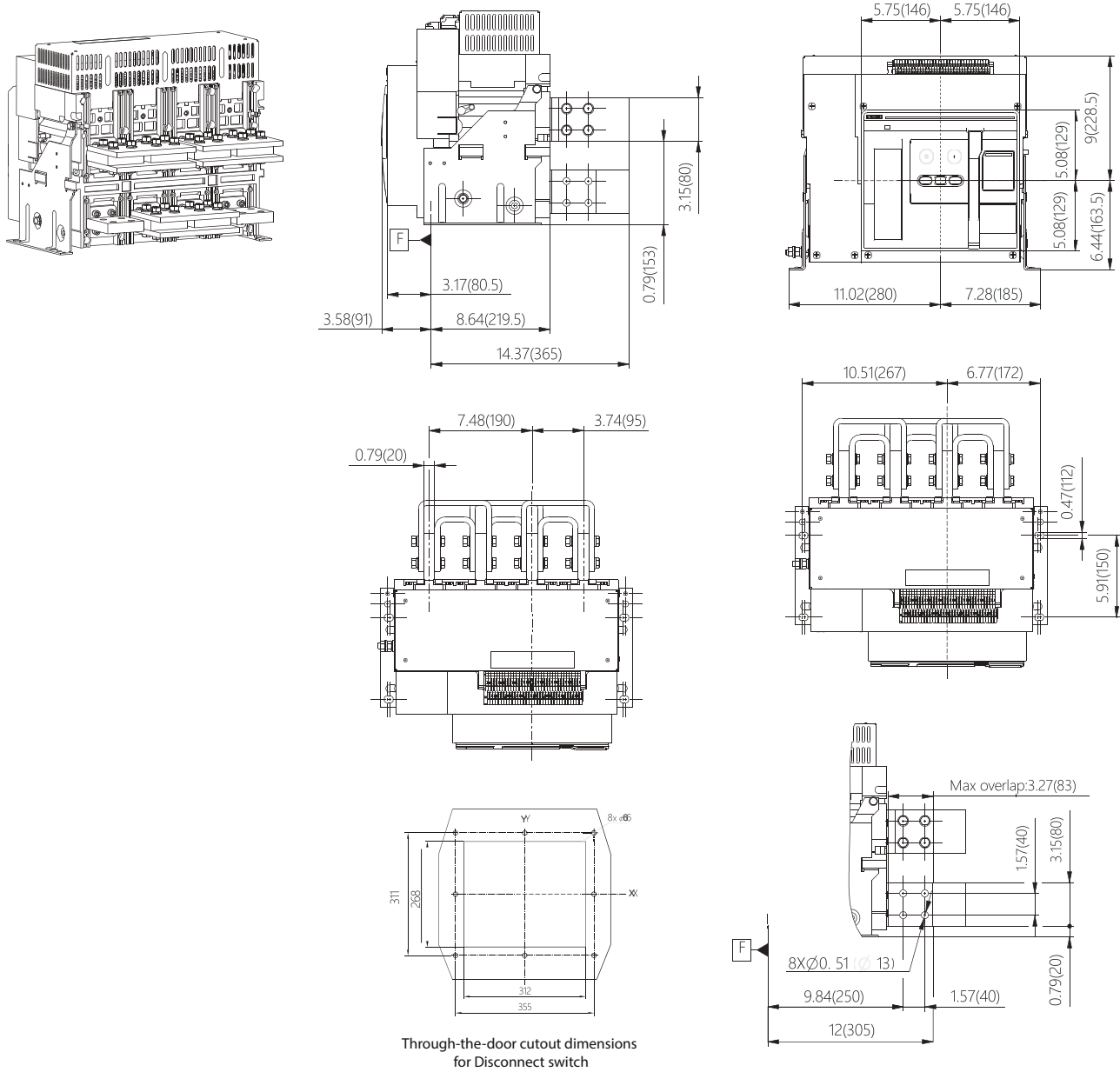


ASD25 DC Disconnect Switches

Dimensions

2500A Type D, vertical, lower supply

in(mm)



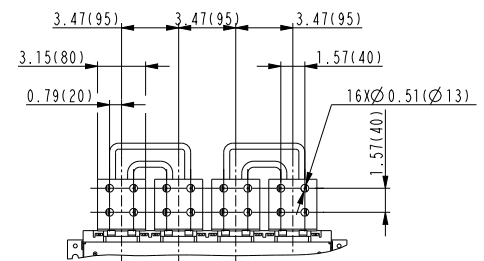
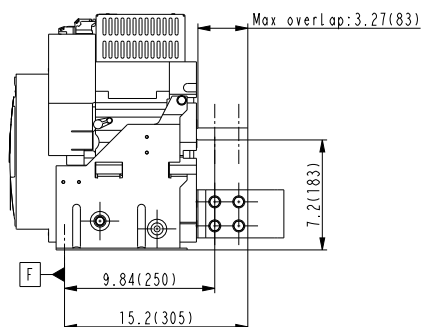
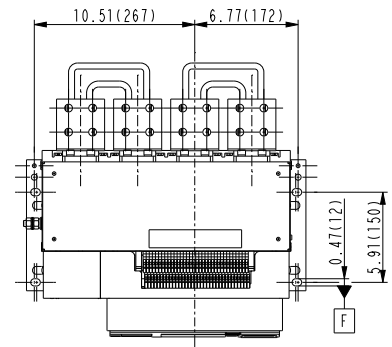
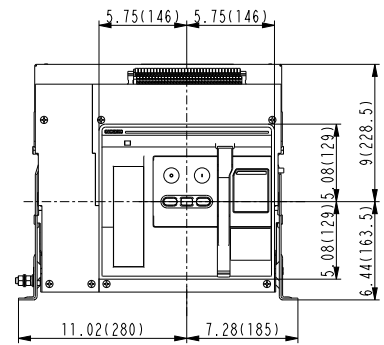
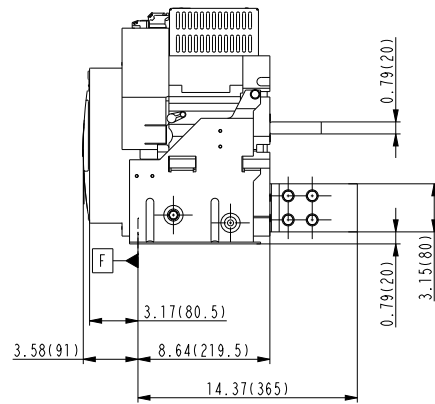
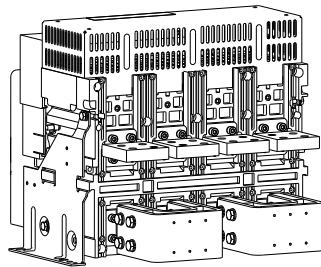


ASD25 DC Disconnect Switches

Dimensions

2500A Type C, horizontal, upper supply

in(mm)



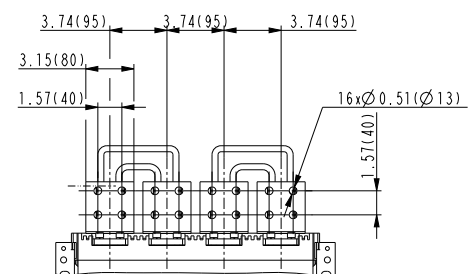
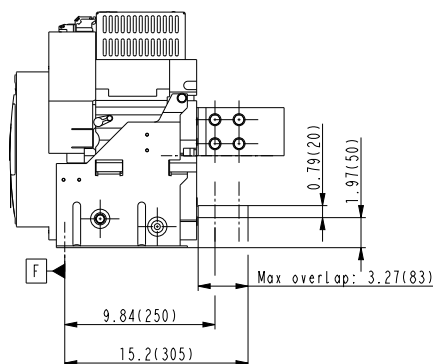
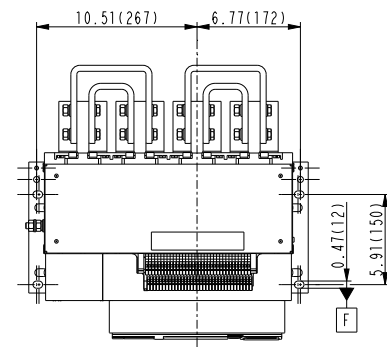
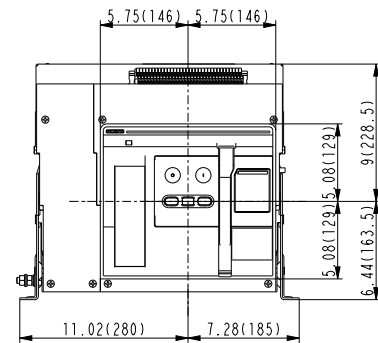
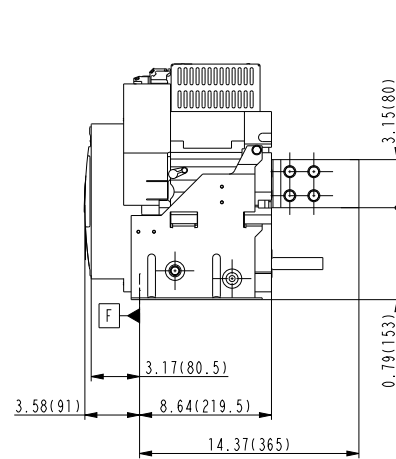
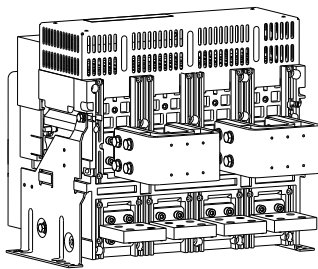


ASD25 DC Disconnect Switches

Dimensions

2500A Type C, horizontal, lower supply

in(mm)



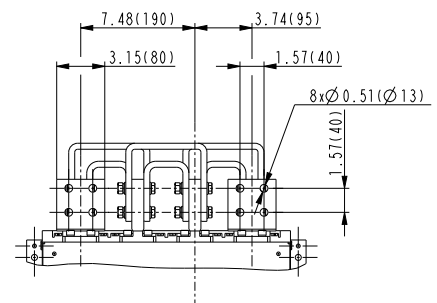
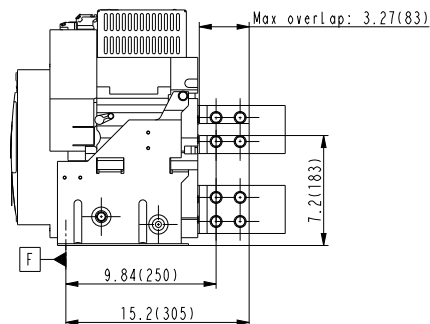
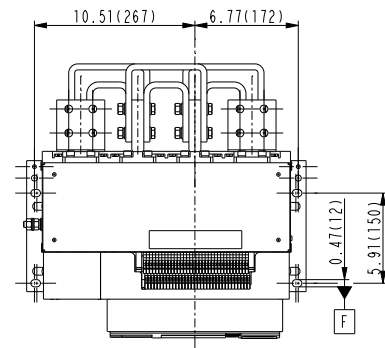
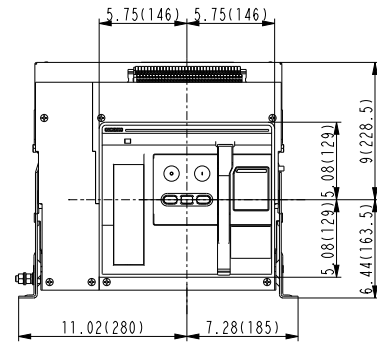
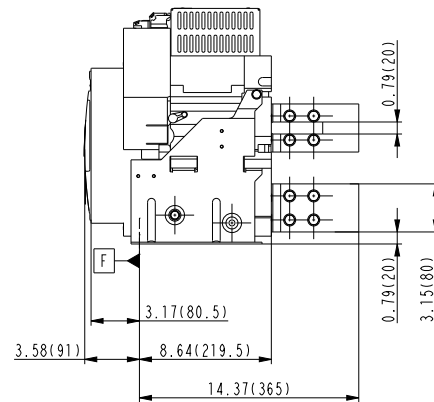
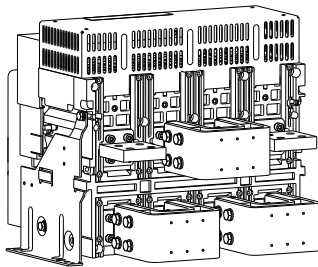


ASD25 DC Disconnect Switches

Dimensions

2500A Type D, horizontal, upper supply

in(mm)



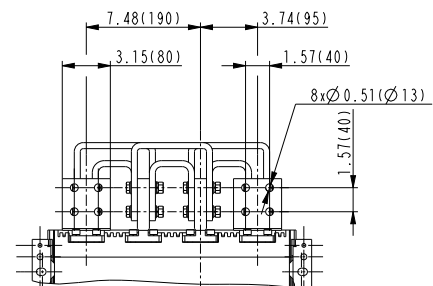
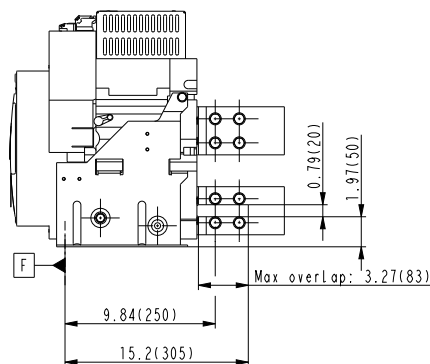
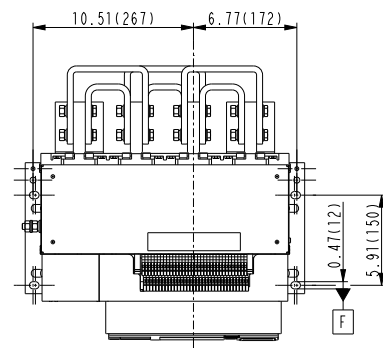
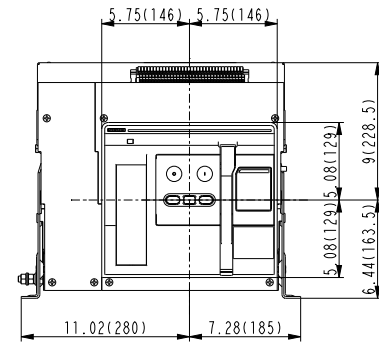
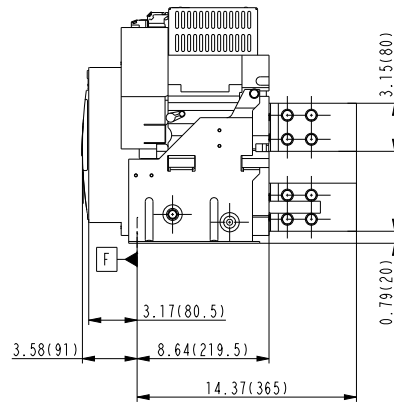
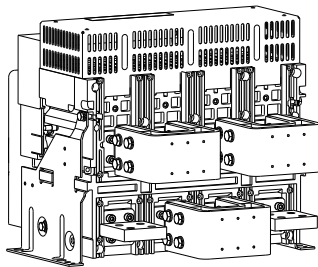


ASD25 DC Disconnect Switches

Dimensions

2500A Type D, horizontal, lower supply

in(mm)



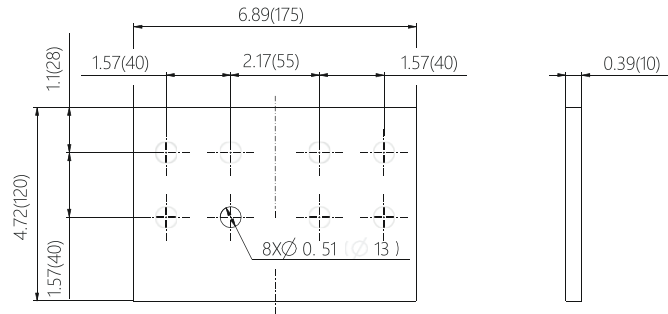


ASD25 DC Disconnect Switches

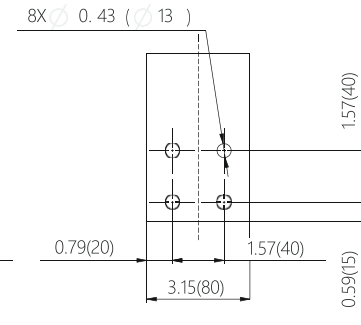
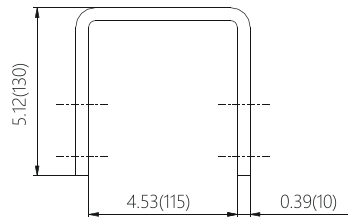
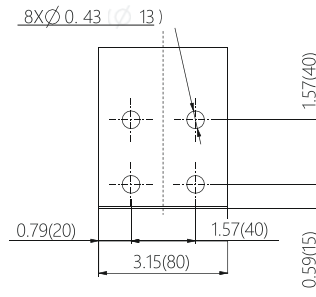
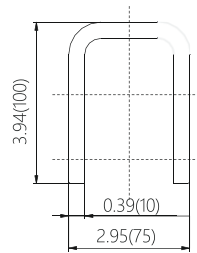
Jumper Dimensions

in(mm)

800-2000A:



2500A:

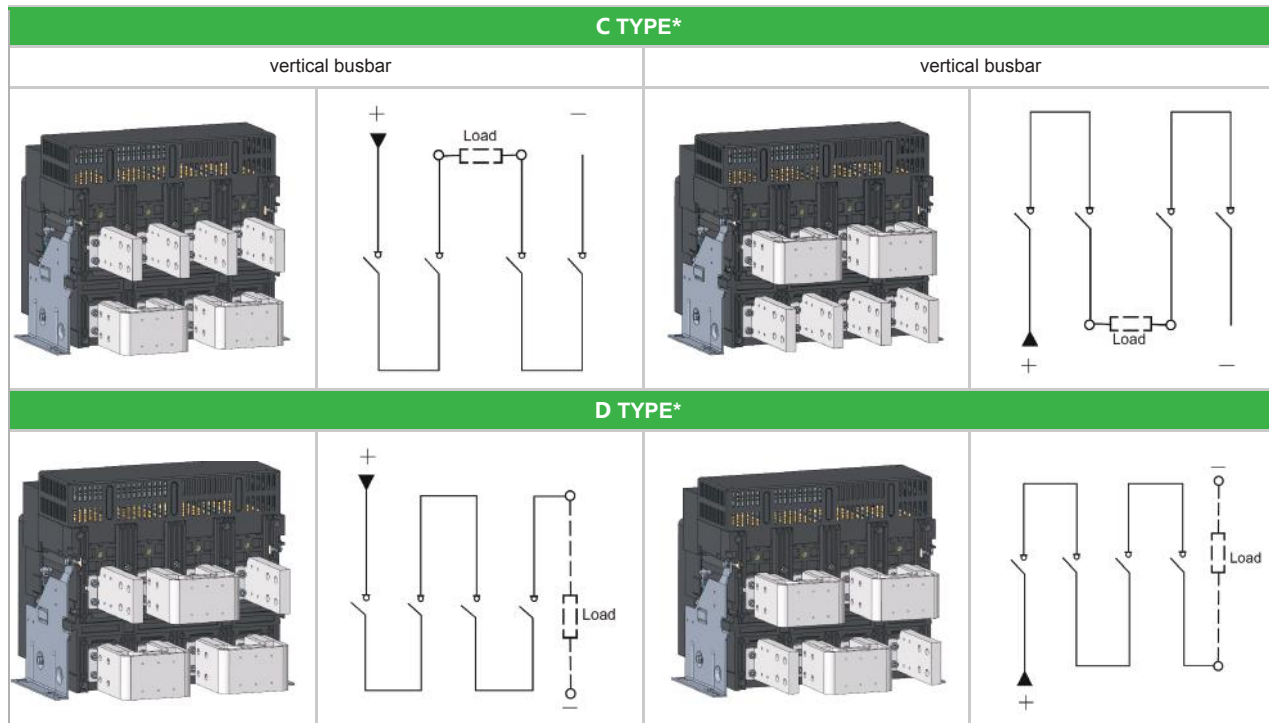


Recommended busbar specifications:		
Rated current	Horizontal	Vertical
800A	6.35Tx76.2x1ea (inch:1/4x3x1ea)	6.35Tx76.2x1ea (inch:1/4x3x1ea)
	10Tx50x1ea	10Tx50x1ea
1600A	6.35Tx76.2x2ea (inch:1/4x3x2ea)	6.35Tx76.2x2ea (inch:1/4x3x2ea)
	10Tx50x2ea	10Tx50x2ea
2000A	6.35Tx101.6x2ea (inch:1/4x4x2ea)	6.35Tx101.6x2ea (inch:1/4x4x2ea)
	10Tx80x2ea	10Tx80x2ea
2500A		6.35Tx127x2ea (inch:1/4x5x2ea)
	10Tx80x2ea	10Tx80x2ea
	10Tx100x2ea	10Tx100x2ea



ASD25 DC Disconnect Switches

Wiring Connection



*Type C: only suitable for ungrounded systems

*Type D: Can be used in grounded or ungrounded systems in photovoltaic systems



ASD16 / ASD25 DC Disconnect Switches

Electrical Accessories

Undervoltage Release



Product Family	Part Number	Catalog Number	Description
ASD16	1800554	+UVT12NA16	24-30Vdc, Optional accessories, factory installed
	1800555	+UVT12NB16	48-60Vdc/dc, Optional accessories, factory installed
	1800556	+UVT12NC16	110-130Vdc/dc, Optional accessories, factory installed
	1800557	+UVT12ND16	200-240Vdc/dc, Optional accessories, factory installed
	1800558	+UVT12NE16	380-415Vac, Optional accessories, factory installed
ASD25	1800276	+UVT12NA	24-30Vdc, Optional accessories, factory installed
	1800277	+UVT12NB	48-60Vdc/dc, Optional accessories, factory installed
	1800278	+UVT12NC	110-130Vdc/dc, Optional accessories, factory installed
	1800279	+UVT12ND	200-240Vdc/dc, Optional accessories, factory installed
	1800280	+UVT12NE	380-415Vac, Optional accessories, factory installed

When the voltage drops to 30-60% of the rated voltage, the undervoltage release trips. If the trip unit voltage is less than 85% of the supply voltage, the circuit breaker cannot be closed electrically or manually.

Operating Voltage	Operational Voltage range 85-110%	Dropout voltage 30%-60%	Inrush/continuous Power Consumption	Operating Time (ms)
24-30Vdc	20-33Vdc	7-14Vdc	250W/4.5W	70
48-60Vdc	41-66Vdc	14- 29Vdc	275W/4.5W	70
110-130Vac/Vdc	94-143Vac/Vdc	33-78Vac/Vdc	275W/4.5W	70
200-240Vac/ Vdc	170-264Vac/Vdc	60-144 Vac/Vdc	275W/4.5W	70
380-415Vac	323-457Vac	114-249Vac	450W/4.5W	70

Shunt Release



Product Family	Part Number	Catalog Number	Description
ASD16	1800544	+SHT12NA16	24-30Vdc, Optional accessories, factory installed
	1800545	+SHT12NB16	48-60Vdc, Optional accessories, factory installed
	1800546	+SHT12NC16	110-130Vac/dc, Optional accessories, factory installed
	1800547	+SHT12ND16	208-240Vac/dc, Optional accessories, factory installed
	1800548	+SHT12NE16	380-415Vac, Optional accessories, factory installed
ASD25	1800268	+SHT12NA	24-30Vdc, Optional accessories, factory installed
	1800269	+SHT12NB	48-60Vdc, Optional accessories, factory installed
	1800270	+SHT12NC	110-130Vac/dc, Optional accessories, factory installed
	1800271	+SHT12ND	208-240Vac/dc, Optional accessories, factory installed
	1800446	+SHT12NE	380-415Vac, Optional accessories, factory installed

Note: When the coil is energized, the shunt tripper can realize remote opening

Operating Voltage	Operational Voltage range 85-110%	Inrush/continuous Power Consumption	Operating Time (ms)
24-30Vdc	17- 33Vdc	250W/4.5W	35
48-60Vdc	34-66Vdc	275W/4.5W	35
110-130Vac/Vdc	77-143Vac/Vdc	275W/4.5W	35
200-240Vac/Vdc	146-264Vac/Vdc	275W/4.5W	35
380-41Vac	266-457Vac	275W/4.5W	35



ASD16 / ASD25 DC Disconnect Switches

Electrical Accessories

Closing Release



Product Family	Part Number	Catalog Number	Description
ASD16	1800534	+XF12NA16	24-30Vdc, Optional accessories, factory installed
	1800535	+XF12NB16	48-60Vdc, Optional accessories, factory installed
	1800536	+XF12NC16	110-130Vac/dc, Optional accessories, factory installed
	1800537	+XF12ND16	208-240Vac/dc, Optional accessories, factory installed
	1800538	+XF12NE16	380-415Vac, Optional accessories, factory installed
ASD25	1800260	+XF12NA	24-30Vdc, Optional accessories, factory installed
	1800261	+XF12NB	48-60Vdc, Optional accessories, factory installed
	1800262	+XF12NC	110-130Vac/dc, Optional accessories, factory installed
	1800263	+XF12ND	208-240Vac/dc, Optional accessories, factory installed
	1800444	+XF12NE	380-415Vac, Optional accessories, factory installed

Note: When the coil is energized, closing release can realize the remote closing of the circuit breaker

Operating Voltage	Operational Voltage range 75-110%	Inrush/continuous Power Consumption	Operating Time (ms)
24-30Vdc	17-33Vdc	250W/4.5W	35
48-60Vdc	34-66Vdc	275W/4.5W	35
110-130Vac/Vdc	77-143Vac/Vdc	275W/4.5W	35
200-240Vac/ Vdc	146-264Vac/Vdc	275W/4.5W	35
380-415Vac	266-457Vac	275W/4.5W	35

Auxiliary Contacts



Product Family	Part Number	Catalog Number	Description
ASD16	1800496	+AX10N11	1NO+1NC, standard accessories, factory pre-installed
	1800497	+AX10N22	2NO+2NC, standard accessories, factory pre-installed
	1800498	+AX10N22C	2NO/NC, standard accessories, factory pre-installed
	1800499	+AX10N44C	4NO/NC, standard accessories, factory pre-installed
ASD25	1800286	+AX12NF44	4NO+4NC, standard accessories, factory pre-installed
	1800287	+AX12NF66	6NO+6NC, standard accessories, factory pre-installed
	1800288	+AX12NF44C	4NO/4NC, standard accessories, factory pre-installed
	1800289	+AX12NF66C	6NO/6NC, standard accessories, factory pre-installed

Voltage (V)	Operational voltage range 85-110%	Rated current(A)
AC	240	5
	480	2
DC	110	0.25
	220	0.25



ASD16 / ASD25 DC Disconnect Switches

Electrical Accessories

Motor Operator



Product Family	Part Number	Catalog Number	Description
ASD16	1800504	+MD10NA	24-30Vdc, Standard accessories, factory installed
	1800505	+MD10NB	48-60Vac/Vdc, Standard accessories, factory installed
	1800506	+MD10NC	110-130Vac/dc, Standard accessories, factory installed
	1800507	+MD10ND	208-240Vac/dc, Standard accessories, factory installed
	1800508	+MD10NE	380-415Vac, Standard accessories, factory installed
ASD25	1800429	+MD11NA	24-30Vdc, Standard accessories, factory installed
	1800430	+MD11NB	48-60Vac/dc, Standard accessories, factory installed
	1800431	+MD11NC	110-130Vac/dc, Standard accessories, factory installed
	1800432	+MD11ND	208-240Vac/dc, Standard accessories, factory installed
	1800433	+MD11NE	380-415Vac, Standard accessories, factory installed

- Motor operator for automatic charging of circuit breaker closing springs
- Capable of using mechanical handle to store energy when servicing or when power is not available
- Equipped with limit switch contacts to display spring charging status signal

Ready To Close Contact



Product Family	Part Number	Catalog Number	Description
ASD16	1800312	+PF12N	Optional accessories, factory installed
ASD25			

Jumper



Product Name	Rated Current	Connection Type	Part Number	Catalog Number	Description
ASD16	600-1600A	C	1800514	+JPR10N16U	Jumper for 1600A Frame, 600-1600A

Front Connection Plates



Product Name	Rated Current	Part Number	Catalog Number	Description
ASD16	600-1600A	1800525	+ACP10N16	Front connection plates for 1600A Frame, 600-1600A



ASD16 / ASD25 DC Disconnect Switches

Mechanical Accessories

OFF Position Keylock



Product Family	Part Number	Catalog Number	Description
ASD16	1800519	+KLK10N1	OFF position keylock, 1 lock 1 key, factory installed
	1800520	+KLK10N2	OFF position keylock, 2 lock 1 key, factory installed
	1800521	+KLK10N3	OFF position keylock 3 lock 2 key, factory installed
ASD25	1800316	+KLK12N1	OFF position keylock, 1 lock 1 key, factory installed
	1800317	+KLK12N2	OFF position keylock, 2 lock 1 key, factory installed
	1800318	+KLK12N3	OFF position keylock 3 lock 2 key, factory installed

- Used to lock the circuit breaker in OFF position, preventing the circuit breaker from being closed
- One disconnecter comes standard with one lock and one key
- Two disconnecters provide two locks and one key
- Three disconnecters provide three locks and two keys

Pushbutton Lock Device



Product Family	Part Number	Catalog Number	Description
ASD16	1800517	+VBP10N	Pushbutton lock device, optional accessories, factory installed
ASD25	1800314	+VBP12N	

- Pushbutton lock device Prevents access to the control pushbuttons of the breaker
- Factory installed only
- Lock is not included

Door Frame



Product Family	Part Number	Catalog Number	Description
ASD25	1800439	+CDP11N	Standard accessories, factory installed

- IP Grade: IP40



ASD16 / ASD25 DC Disconnect Switches

Mechanical Accessories

Phase Barrier



Product Family	Part Number	Catalog Number	Description
ASD16	1800515	+PHS10N3	Standard accessories
ASD25	1800331	+PHS12N3	Standard accessories

- Increase the insulation level between adjacent phases
- Shipped in a combination package (three pieces)

NOARK



📍 NOARK Electric USA
2188 Pomona Blvd.
Pomona, CA 91768
☎ (626) 330-7007
✉ nasales@noark-electric.com



na.noark-electric.com

📍 NOARK Electric Canada
975 Bleams Rd. Unit 3
Kitchener, ON N2E 3Z5
☎ 519-790-0605
✉ casales@noark-electric.com



Note: NOARK Electric reserves the right to make technical changes or modify the contents of this document without prior notice. With regard to purchase orders, the agreed particulars shall prevail. NOARK Electric nor any of its affiliates or subsidiaries shall be responsible or liable for potential errors or possible lack of information in this document. NOARK Electric reserves all rights in this document and in the subject matter and illustrations contained therein. Any reproduction, disclosure to third parties or utilization of its contents – in whole or in parts – is forbidden without prior written consent of NOARK Electric.