



METAL FURNITURE

**for peoples, who appreciate
quality and reliability**

SERIAL PRODUCTION CATALOGUE



UHL-MASH Metal furniture

PRODUCTION

The UHL-MASH Private Joint-stock Company is equipped with the up-to-date high-technology equipment by the world-leading manufacturers, such as SALVAGNINI, AMADA, GEMA, Ideal-Line, CompAir, Schroder, Kawasaki and Trumpf. This equipment allows for resolving the most challenging tasks related to the turnout of sheet metal items. Our accurate and efficient planning, high productivity, technological effectiveness and potential for systems' programming let us produce the high-quality goods.

Virtually all of the items are meccano-designed; they are available in stock and can be shipped to you fully assembled or knocked down.



1. The up-to-date high-performance equipment, technological effectiveness of the items and potential for prompt readjustment and programming enable the execution of your orders in accordance with the required quality and quantity needs.
2. Powdered colour dyeing is extreme high-end technology of surface coating. Our automated powdered colour dyeing line with prior phosphate coating enables superior quality, prime product performance attributes and advanced exploitation and decorative coating properties.
3. Finished goods packaging, which is a constituent part of the manufacturing process, is performed using the high-performance packaging equipment that ensures the high-quality packaging.
4. The efficient warehouse racking system (Pallet Drive – in system) enables the goods' undamaged state. Our logistics system and availability of the products in stock ensure the timely customer service. Employment of progressive mechanization schemes and up-to-date lifting and transportation equipment assures the prompt transportation and shipment of our goods.



UHL-MASH Metal furniture

ABOUT US

The UHL-MASH Private Joint-stock Company was established in 1994 on the manufacturing base of Kyiv machine-building development plant.

Within a short period of time our enterprise commissioned new production capacities. Since then it has been series manufacturing office, filing, industrial and laboratory metal furniture, equipment for automobile service stations, panification equipment, safes, as well as telecommunication and server equipment.

In view of the increase of the number of production orders and development of new production lines in 2003 UHL-MASH organized the industrial complex for manufacturing metal wardrobes and lockers in the town of Boyarka.

At present our 16 000 square-metre covered facilities employ 350 workers.

All of the products are designed by UHL-MASH own design bureau, have UkrTsSMS certificates of compliance, favourable conclusions by the State Sanitation and Epidemic Service, and engineering specifications.

The quality control system is verified by the ISO 9001:2009 Certificate.

The UHL-MASH Private Joint-stock Company holds firm leading positions in Ukraine's metal furniture market.

PRODUCTS

Our product range is presented in ten main lines:

- wardrobes and lockers;
- cluster mailboxes/mail boxes;
- office furniture and filing cabinets;
- racks;
- workbenches and industrial furniture;
- assembly tables;
- laboratory furniture;
- server racks and telecommunication cabinets;
- safe cabinets;
- panification equipment.

All our products are noted for the modern design, high quality and reliability. They are not inferior to foreign analogues and hold rewards of a number of specialized international exhibitions.

You are welcome to visit our facilities and get acquainted with our specimen products. We would be delighted to see you among our business partners.





СЕРТИФІКАТ

CERTIFICATE * CERTIFICAT * ZERTIFIKAT * СЕРТИФИКАТ * CERTIFICADO

BODY FOR MANAGEMENT SYSTEMS CERTIFICATION
«UKRMETRTESTSTANDARD»
CERTIFIES THAT

QUALITY MANAGEMENT SYSTEM of

**PRIVATE JOINT-STOCK COMPANY
“UHL-MASH”**

66, Kazimira Malevicha St., Kyiv City, Ukraine, 03680
EDRPOU code 14311749

for
applied to design, production, sale of metal furniture and equipment
for processing agricultural products
(Codes SCPP 31.01.11, 28.21.13-30.00, 28.93.13)

**MEETS REQUIREMENTS OF
DSTU ISO 9001:2009
(ISO 9001:2008)**

Certificate Registration Number within the Certification Body Register: № UA.C.188-16
registered: september 13, 2016
valid until: september 15, 2018

Deputy Head
Body for Management Systems Certification



V. Rymer



№ 80020
ISO/IEC 17021

Державне підприємство «Всеукраїнський державний науково-виробничий центр стандартизації, метрології, сертифікації та захисту прав споживачів» (ДП «Укрметртестстандарт») вул. Метрологічна, 4, м. Київ, 03680, Україна, тел./факс: +38 044 452-67-38 Свідоцтво про призначення в Системі сертифікації УкрСЕПРО № UA.MQ.002 Атестат акредитації НААУ № 80020

Чинність сертифікату можна перевірити на сайті www.certsystems.kiev.ua в розділі «Послуги / Сертифікація систем управління».

Wardrobes and Lockers

Wardrobes (SOM series). Clothes lockers (SOM series). Additional wardrobe elements. Wardrobes (SO series). Clothes lockers (SO series). Lockers. Wardrobe benches. Clothing and footwear drying cabinets. Cloakroom benches. Footwear units. Children's wardrobes. Household cabinets (SMX).

Pg. 6–13

Cluster Mail Boxes/Mail Boxes

Cluster mail boxes/mail boxes.
Key boxes.

Pg. 14–17

Office Furniture

SK document cabinets. SMR document cabinets. Document cabinets with roller and sliding doors. Office wardrobes. SCH fireproof safe cabinets. Office desks. Office chairs. Filing cabinets. Diplomat fireproof filing cabinets

Pg. 18–27

Industrial Furniture and Workbenches

Professional series metal fitter's benches. VR series workbenches on stationary adjustable base. VT series heavy-duty workbenches. VM series portable workbenches. VRM series portable workbenches. VS series carpenter's benches. Shelf carts. TU tool cabinets. TU-1 tool cabinets. TI tool cabinets. Machine tool cabinets. YSM hardware cabinets. Si-15 tool cabinets. Si-10/Si-20 tool cabinets. Si-10R/Si-20R roller door tool cabinets. Mounted tool boxes. Tire checking tubs. Mobile auto repair shop equipment. SSF, SSV, CCK and CCA welder's benches.

Pg. 28–47

Assembly Tables

Stationary and mobile drawer cabinets.
Mounted Elements for Assembly Tables.

Pg. 48–51

Industrial Hand Carts (Warehousing Hand Carts)

Shelf platform carts.
Cage platform carts.
Platform carts for boxes.

Pg. 52–53

Storage Racks

ST shelving. SK shelving. STS medium load rack. Hardware rack. SPS mobile storage rack system. PS shelving system. Barrel rack. Tire rack.

Pg. 54–63

Stainless steel products

Worktables, Work Sinks, Work Shelving Units, Work Cabinets, Fire Hose Cabinet, Mobile cabinets, Shelf Carts, Benches, Drinking Water Fountains

Pg. 64–69

Laboratory and Medical Furniture

SV, SVX and SVBX series fume hoods. SP wall benches. SL laboratory benches. SL.2 laboratory benches. OS island benches. SA anti vibration tables. SL-SA anti vibration tables. Stationary and mobile drawer cabinets. Laboratory sinks. Laboratory glassware drying racks. Muffle furnace cabinets. SXP-1 chemical cabinets. SM-17, SM-27 and SM-27s medical cabinets. SM-1, SM-2, SM-1s and SM-2s medical cabinets. TM-3MSB medical carts. Medical drawer cabinets. ... →

Pg. 70–79

Server and Telecommunication Equipment

SC floor server assembly cabinet. SC mounted server assembly cabinet. Server rack (assembly). SKU computer cabinet. SCA vandal proof server cabinet.

Pg. 80–83

Safes and Bank Equipment

Furniture safes. Office safes. Gun safes. Built in safes. Diplomat fireproof safes + BF series. Burglar and fire proof safes. Magnetic carriers safes. Time delay cash depositary safes. Bank trolleys. Cashboxes.

Pg. 84–89

Plastic containers

Self-dumping containers. Containers for luminous tube lamps. Litter bins. Food court litter bins.

Pg. 90–93



WARDROBES AND LOCKERS

Wardrobes are intended for storage of employees' outer clothing and personal belongings in offices and industrial premises. Depending on the model, our wardrobes can be equipped with shelves, partitions, a bench and other additional options. Each of the wardrobe sections has a hanger crossbar and

a peg, and is locked up with an individual key. Doors are furnished with latch locks. Our wardrobes are dependable and convenient in use. Being powdered colour dyed they have attractive outward appearance and feature high scratch and mechanical damage resistance.

- Wardrobes (SOM series)
- Clothes lockers (SOM series)
- Additional wardrobe elements
- Wardrobes (SO series)
- Clothes lockers (SO series)
- Lockers
- Wardrobe benches
- Clothing and footwear drying cabinets
- Cloakroom benches
- Footwear units
- Children's wardrobes
- Household cabinets (SMX)



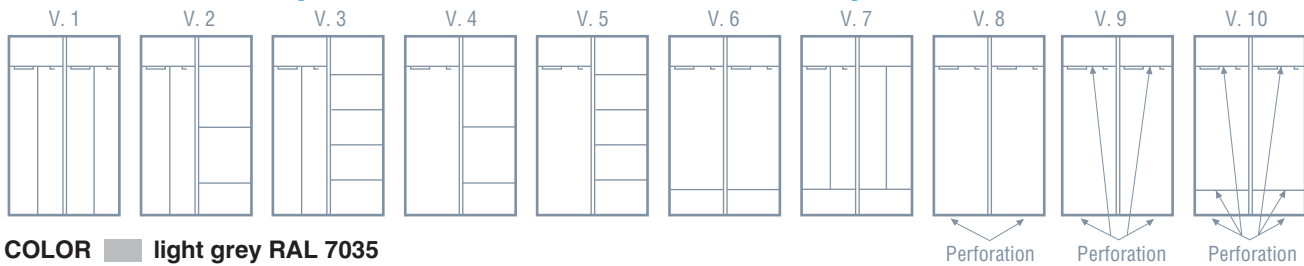
SOM-300/2

Wardrobes Cabinets (SOM series)



Model	SOM-300/1	SOM-300/2	SOM-400/1	SOM-400/2	SOM-Z-400/1-2	SOM-Z-400/2-4
Parameters, mm	1800x300x500	1800x600x500	1800x400x500	1800x800x500	1800x400x500	1800x800x500
Lock type	Built-in mechanical Euro-Locks					

Modifications of cupboards with additional shelves and partitions



COLOR light grey RAL 7035


Clothes lockers (SOM series)




Model	SOM-300/1-2	SOM-300/2-4	SOM-400/1-2	SOM-400/2-4
Parameters, mm	1800x300x500	1800x600x500	1800x400x500	1800x800x500
Lock type	Built-in mechanical Euro-Locks			

COLOR light grey RAL 7035

Modifications of clothing and cell cupboards with locks




Built-in mechanical lock



Knob for padlock



Electric lock



Combination Lock



Electric button lock

Optional Wardrobe Elements

Optional configuration elements allow for substantial broadening of the metal wardrobes' functionality.



Model	Size, mm			Description
	Height	Width	Depth	
Corner top 22°	200	600	500	Corner top for wardrobes and lockers; width – 600 mm
Corner top 22°	200	800	500	Corner top for wardrobes and lockers; width – 800 mm
Legs for SOM series wardrobes and lockers	–	–	–	Legs for wardrobes and lockers; height – 150 mm (set of 4 items)
Base L=300 mm	–	–	–	Base for wardrobes and lockers; width – 300 mm
Base L=400 mm	–	–	–	Base for wardrobes and lockers; width – 400 mm
Base L=600 mm	–	–	–	Base for wardrobes and lockers; width – 600 mm
Base L=800 mm	–	–	–	Base for wardrobes and lockers; width – 800 mm
Towel holder	–	–	–	Is mounted on the inside of the door
Latch system	–	–	–	Three-way door lock up system
Additional shelf	–	–	–	Additional wardrobe/locker shelf; 300 mm and 400 mm
Mat	–	–	–	Terafoam wardrobe/locker bottom mat; 300 mm and 400 mm
Mirror	–	–	–	Can be mounted on the inside of any wardrobe/locker door

Wardrobes (SO series)




Model	SO-300/1	SO-300/2	SO-400/1	SO-400/2
Parameters, mm	1800x300x500	1800x600x500	1800x400x500	1800x800x500
Lock type	Built-in mechanical lock Euro-Locks			


COLOR  light grey RAL 7035

Clothes lockers (SO series)



Model	SO-300/1-2	SO-300/2-4	SO-400/1-2	SO-400/2-4
Parameters, mm	1800x300x500	1800x600x500	1800x400x500	1800x800x500
Lock type	Built-in mechanical lock Euro-Locks			

COLOR  light grey RAL 7035



Lockers

Lockers are intended for storage of personal belongings and clothing in supermarkets, changing rooms of swimming pools, saunas, water parks, etc. They could be perfect for arranging individual luggage lockers at bus/train terminals. Our lockers are made of sheet steel. Their doors are fur-

nished with Euro-Locks (Germany). Our lockers are dependable and convenient in use. Being powdered colour dyed they have attractive outward appearance and feature high mechanical damage resistance.



Model	SO-300/1-3	SO-300/2-6	SO-300/1-4	SO-300/2-8	SO-300/1-6	SO-300/2-12
Size, mm	1800x300x500	1800x600x500	1800x300x500	1800x600x500	1800x300x500	1800x600x500
Height of cells	600mm	600mm	450mm	450mm	300mm	300mm
Type of lock	Built-in mechanical lock Euro-Locks					

Model	SO-400/1-3	SO-400/2-6	SO-400/1-4	SO-400/2-8	SO-400/1-6	SO-400/2-12
Size, mm	1800x400x500	1800x800x500	1800x400x500	1800x800x500	1800x400x500	1800x800x500
Height of cells	600mm	600mm	450mm	450mm	300mm	300mm
Type of lock	Built-in mechanical lock Euro-Locks					

Benches

Pullout bench



Stationary bench



Folding bench



Model	Size, mm			Description
	Height	Width	Depth	
SG model IV	370	800	800	stationary bench, width – 800 mm (can be put by lockers)
SG model V	370	600	800	stationary bench, width – 600 mm (can be put by lockers)
SG model VII	370	360	400	folding section bench, width – 400 mm
SG model VIII	370	260	400	folding section bench, width – 300 mm
SG model X	370	600	–	sliding locker bench, width – 600 mm
SG model XI	370	800	–	sliding locker bench, width – 800 mm

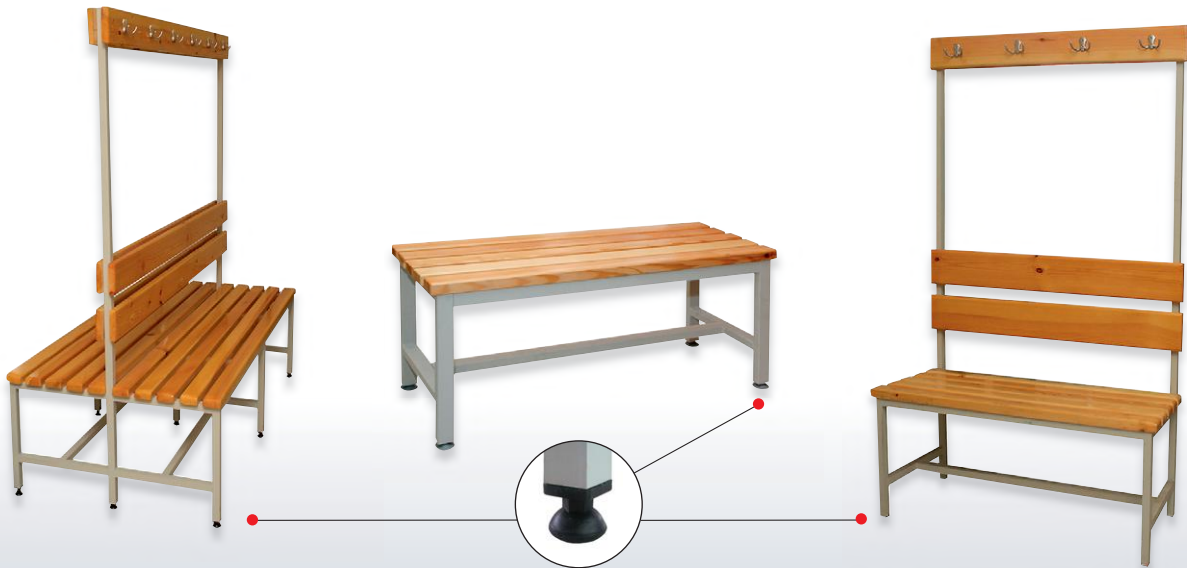
*In accordance with the requirements of GOST 8486-86 (ST SEV 2369-89), seats and backs of benches are made from coniferous species timber.

■ Clothing and Footwear Drying Cabinets SCO-10V

These cabinets are intended for drying damp clothing and footwear. They are indispensable at ski lodges, winter sports complexes, kindergartens, children’s educational institutions, etc. Could be used for storing and drying working overalls and safety shoes. Owing to the fan heater air supply, the temperature inside a cabinet can reach 60°C. A drying cabinet represents two vertical sections, both of which are locked up with an individual key. A cabinet can be used for drying work gloves, headgear or footwear. On crossbars one can place clothing, either single or double-decked (children’s clothes).



■ Cloakroom benches



Model	Size, mm			Description
	Height	Width	Depth	
C-1000	445	1000	375	side bench
C-1500	445	1500	375	side bench
C-2000	445	2000	375	side bench
CV-1000	1650	1000	375	one-sided bench with back and pegs on top
CV-1500	1650	1500	375	one-sided bench with back and pegs on top
CV-2000	1650	2000	375	one-sided bench with back and pegs on top
2CV-1000	1650	1000	775	two-sided bench with back and pegs on top
2CV-1500	1650	1500	775	two-sided bench with back and pegs on top
2CV-2000	1650	2000	775	two-sided bench with back and pegs on top

Footwear Units

Footwear units are furnished with three drop boxes that are meant for storage of second footwear pairs. Their small dimensions allow for the considerable space saving and thus they can be rather useful for footwear storage in confined spaces.




COLOR ■ light grey RAL 7035

Model	Size, mm			Count of cells	Material
	Height	Width	Depth		
TX0	1030	500	140	3	Painted metal

Children's Wardrobes

Children's wardrobes are intended for pre-school educational institutions. Their main advantages include high solidity, durability and resistance to environmental effects. This is particularly important considering children's overactivity. Bodies and doors of our wardrobes are made from sheet steel and are powdered colour dyed, which gives them attractive outward appearance and high mechanical damage resistance. Doors are provided with a sealant and shock-absorbers stimulating smooth and stepless door closing. Our children's wardrobes are dependable and convenient in use.



Model	Size, mm			Description
	Height	Width	Depth	
SOD-300/2	1300	600	350	wardrobe into two sections

Household Cabinets (SMX)

Household or inventory cabinets are meant for storage of clothing, cleaning tools, washing detergents, etc. Metal household cabinets allow for arrangement of compact and inconspicuous storage of the above items.

Model	Size, mm			Description
	Height	Width	Depth	
SMXS-400/2	1800	800	500	Stainless steel
SMX-400/2	1800	800	500	Painted metal
SMX-500/1	1800	500	500	Painted metal





CLUSTER MAIL BOXES/MAIL BOXES

Cluster mail boxes are intended for use at banks and cash settlement centres, where they can accommodate clients' payment documents, at post offices and residential buildings, where they are used for keeping correspondence, as well as at businesses and offices to ensure efficient document

circulation between their departments. Our cluster mail boxes are made from sheet steel. Each client uses their personal cluster and possesses an individual key. A cluster mail box has a common door, which provides simultaneous access to all of the clusters.



- Cluster mail boxes/mail boxes
- Key boxes



CLUSTER MAIL BOXES/MAIL BOXES

Cluster Mail Boxes/Mail Boxes

Cluster mail boxes are intended for frequent correspondence exchange. They can be very helpful at post offices, major office centres, banks and private businesses. This unit features cluster mail boxes with various configuration of clusters.

- COLOR  frame: light grey RAL 7035
-  front: blue RAL 5002



SA № 19



SA-1




SA-19



SA-20

Cluster Mail Boxes

Model	Size, mm			Count	Dimensions, mm		Description
	Height	Width	Depth		Height	Width	
SA-1	1860	1100	370	60	120	200	1 row 2 boxes
				2	200	490	12 rows with 5 boxes each
SA-19	566	400	248	6	80	380	6 rows with 1 box
SA-20	755	400	248	8	80	380	8 rows with 1 box



Key Boxes

Metal key boxes are compact cabinets for keeping keys. Each key has its individual place, which can be signed and provided with a respective tag.

All of our key boxes have lockable doors. We only use metal pegs for keys, which unlike plastic ones are not easy to break and have long useful life.

Model	Size, mm			Options	Description
	Height	Width	Depth		
K-30	355	350	100	30 keys	Without keychains
K-60	355	350	100	60 keys	Without keychains
K-102	600	600	100	102 keys	Without keychains
K-176	600	600	100	176 keys	Without keychains
Keychain for keyboxes					



YPV-2



YPV-3



YPV-6



YPV-3

Mail boxes

Model	Size, mm			Count	Dimensions, mm		Description
	Height	Width	Depth		Height	Width	
YPV-3	390	285	120	-	-	Outside individual mail box	
YPV-6	820	440	220	-	-	Outside individual mail box	



OFFICE FURNITURE

We have been manufacturing metal furniture and office equipment for 20 years. Within this period our drafting department has designed and launched into mass production more than three hundred models of cabinets, filing cabinets, archive document cabinets and other pieces of furniture required for a modern office life-support. Our furniture is noted for its dependability, modern ergonomic design, high quality of the materials, and at the same time – a reasonable price. Our experts will help you choose the equipment required for your office operations and draw up a rough draft for complex office furnishing. Owing to the most up-to-date equipment and efficient performance of our personnel, any substantial order is processed and shipped to a client in the shortest possible time. Our office furniture range will satisfy the most exacting customer.

- SK document cabinets
- SMR document cabinets
- Document cabinets with roller and sliding doors
- Office wardrobes
- SCH fireproof safe cabinets
- Office desks
- Office chairs
- Filing cabinets
- Diplomat fireproof filing cabinets

Stationery Cupboard series SK

SK series document cabinets are intended for holding documentation, proprietary and business information, tangible properties, etc. Metal document cabinets are in high demand at banks, law firms, accounting departments of businesses, archives, etc. Our cabinets are user-friendly – they allow storing various folders and separate documentation in the way that is most convenient for your operations (by name, group, date, etc.).

At the same time our document cabinets are so spacious, that one cabinet can be used by the entire department. Document cabinets are furnished with height adjustable shelves and both mechanical and electronic latch locks. Our cabinets are powdered colour dyed a light-gray colour.

We can ship them to you fully assembled or knocked down in a compact packaging.



Cupboard with hanging file storage system

COLOR  light grey RAL 7035

OFFICE FURNITURE



Roller shutter door cabinets



SK series cupboards




SM-17 series cabinets



Rolled cupboards

Options of the complete set



Height adjustment shelf



Pullout frame for files



Pullout box



Pullout shelf



SKA cupboard



SKG-el cupboard



SKG cupboard

SKG series cupboards


Model	Size, mm			Number of shelves	Size of folders 60mm	Type of lock	Retractable frame for A4 files	Pull out drawer
	Height	Width	Depth					
Cabinets SKG-6	1970	600	455	4	50	key	+	+
Cabinets SKG-9	1970	900	455	4	75	key	+	+
Cabinets SKG-10	1970	1000	455	4	80	key	+	+
Cabinets SKG-12	1970	1200	455	4	100	key	+	-
Cabinets SKG-10/6	1970	1000	655	4	160	key	-	-
Cabinets SM-17	1970	900	455	4	75	key	-	-

SKB series cupboards


Model	Size, mm			Number of shelves	Size of folders 60mm	Type of lock	Retractable frame for A4 files	Pull out drawer
	Height	Width	Depth					
Cabinets SKB-6	985	600	455	2	20	key	+	+
Cabinets SKB-9	985	900	455	2	30	key	+	+
Cabinets SKB-10	985	1000	455	2	32	key	+	+
Cabinets SKB-12	985	1200	455	2	40	key	+	-

SKA series cupboards

Model	Size, mm			Number of shelves	Size of folders 60mm	Type of lock	Retractable frame for A4 files	Pull out drawer
	Height	Width	Depth					
Entresol SKA-6	440	600	455	-	10	key	-	-
Entresol SKA-9	440	900	455	-	15	key	-	-
Entresol SKA-10	440	1000	455	-	16	key	-	-
Entresol SKA-12	440	1200	455	-	20	key	-	-



You can order SKG, SKB and SKA series cabinets with electric lock



Knob lock

Stationery Cupboard series SMR

SMR series document cabinets are intended for holding documentation, proprietary and business information, tangible properties, etc. They can be used at offices, archives, warehouses, etc. These multipurpose cabinets are designed to ensure maximum holding capacity with the best space saving in your premises.

Our dependable and convenient in use document cabinets are furnished with height adjustable shelves.

Cabinets are made from 0.6-0.8 mm thick sheet steel and furnished with latch locks (Euro-Locks, Germany). We can ship them to you fully assembled or knocked down in a compact packaging.

COLOR ■ light grey RAL 7035



SMR-20

Model	Size, mm			Number of shelves	Size of folders 60mm	Type of lock
	Height	Width	Depth			
SMR-20	1800	800	500	4	60	key
SMR-21	1800	800	380	4	60	key
SMR-18	1800	900	390	4	75	key
SMR-18/1	1800	450	390	4	35	key
SMR-10	900	800	500	2	30	key
SMR-11	900	800	380	2	30	key
SMR-9	900	900	390	2	30	key

You can order SMR series cabinets with electric lock

Document Cabinets with Roller and Sliding Doors

Document cabinets with roller and sliding doors are intended for holding documentation, proprietary and business information, tangible properties, etc. They are particularly well-suited for small offices and premises with narrow passages, where there is no capability to employ regular swing door cabinets. Cabinets of this type are in demand at banks, law firms, accounting departments of businesses, archives, etc.

At the same they are so spacious, that one cabinet can be used by the entire department. Document cabinets are furnished with height adjustable shelves.

Cabinets of this type can only be shipped to you fully assembled.

COLOR ■ light grey RAL 7035



Model	Size, mm			Number of shelves	Size of folders 60mm	Type of lock	Type of doors
	Height	Width	Depth				
SKG-10 v	1970	1000	455	4	71	key	rollet
SKG-12 v	1970	1200	455	4	80	key	rollet
SKG-10 c	1970	1000	455	4	71	key	sliding
SKG-12 c	1970	1200	455	4	80	key	sliding
SKB-10 c	985	1000	455	2	32	key	sliding
SKB-12 c	985	1200	455	2	40	key	sliding

Office Wardrobes

Office wardrobes are multipurpose cabinets designed for various offices and amenity rooms in order to ensure working space optimization and convenient work environment. They combine the features of document cabinets, household cabinets and wardrobes. Structurally cabinets of this type are divided into two sections; the first one is intended for holding documentation, tangible properties, etc. (while its height adjustable shelves ensure space optimization); the second one is a clothing compartment (with a clothes-hanger crossbar and a headgear shelf) that can hold personal belongings and clothes of your personnel and/or office visitors. Our wardrobes are furnished with latch locks (Euro-Locks, Germany), and are shipped to you fully assembled.



COLOR ■ light grey RAL 7035

Model	Size, mm			Number of shelves	Size of folders 60mm
	Height	Width	Depth		
SKG-10 w	1970	1000	455	3+1	40
SKG-20 w	1800	800	500	4+1	30

SCH Fireproof Safe Cabinets

SCH series fireproof safe cabinets are intended for protection of important documentation, information and other tangible properties against larceny and fire. Our safe cabinets have reinforced welded assembly and are furnished with certified mechanical or electronic locks with high-reliability four-way latch locks. Cabinets' fire resistance is achieved through the use of a double-layer steel wall filled with heat-insulating material (wall thickness can be up to 60 mm). Where it contacts the door, cabinet's body is fitted out with a sealant made of a special material that provides cabinet's hermiticity at critical temperature levels. During fire resistance tests we have got the 30B index (exposure to open fire for 30 minutes, in accordance with the requirements of GOST R 50862-2012). Safe cabinets are furnished with height adjustable shelves and can only be shipped fully assembled.



COLOR ■ light grey RAL 7035

Model	Size, mm			Number of shelves	Size of folders 60mm	Type of lock	Retractable frame for A4 files	Pull out drawer
	Height	Width	Depth					
SCH-10/20	1970	1000	520	4	70	key	*	*
SCH-10/20 EL	1970	1000	520	4	70	electronic	*	*
SCH-6/20	1970	600	520	4	35	electronic	*	*
SCH-6/20 EL	1970	600	520	4	35	electronic	*	*

ShBS-16 Document Safe

Document safes are intended for storage and protection of accounting documents, stamps, letterheads and various important documents. The weld-fabricated construction of our safes (1.2 mm sheet steel) and availability of safe locks provide for reliable protection of your documents against unauthorized access. Owing to its compact size the document safe can be placed at any location at your convenience, so that your office space is used in the most efficient way. Covered with the light-gray polymeric powder (RAL 7035) document safes feature simple and rather universal look that will match any office interior. In case a number of your employees will need to have access to the contents of the document safe, its doors can be furnished with a cypher lock.




Model	Size, mm			Number of shelves	Presence the trader	Amount sections	Size of folders 60mm
	Height	Width	Depth				
Document Safe SBS-16	1650	460	340	3	+		28
Document Safe SBS-16 EL	1650	460	340	3	+		28
Document Safe SBS-16/4	1650	460	340	-		4	28
Document Safe SBS-16/4 EL	1650	460	340	-		4	28
Document Safe SBS-12	1240	460	340	2	+		21
Document Safe SBS-12 EL	1240	460	340	2	+		21
Document Safe SBS-12/3	1240	460	340	-		3	21
Document Safe SBS-12/3 EL	1240	460	340	-		3	21
Document Safe SBS-8	835	460	340	1	+		14
Document Safe SBS-8 EL	835	460	340	1	+		14
Document Safe SBS-8/2	835	460	340	-		2	14
Document Safe SBS-8/2 EL	835	460	340	-		2	14

COLOR light grey. RAL 7035

PSB-1 Computer Box Rack

PSB-1 is intended for the convenient placement of a computer box near your working place. Its frame (height 210mm, width 225mm, depth 520 mm) is made of steel and is powdered colour died a light-gray colour (RAL 7035). The rack is equipped with four rotary wheels one of which has the brake to ensure the convenient immobilization of the rack.

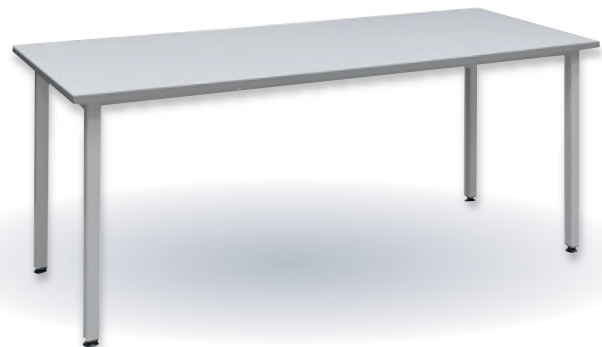


Office Desks

In order to arrange a working place in the most efficient way, a reliable and comfortable desk is a must. Office desks of UHL-MASH make are a combination of high quality, ergonomics and modern design. Our extended product range provides for efficient use of office space and productive performance of your staff. Our desks feature a dependable metal base and a chipboard table top. Decorative desk screens can

be ordered optionally. A metal base is made from high-quality steel and is dyed with mechanical damage resistant powdered colour. A top is made from 25 mm thick laminated chipboard of Austrian make and has a 2 mm thick protective PVC edge sealing. Our desks have hidden cable ducts and cord hole plugs (on the table top corner).

Model	Dimensions. mm			
	Width	Depth	Height	
PS 10	1000	680	755	
PS 12	1200	680	755	
PS 14	1400	680	755	
PS 16	1600	680	755	
PS 18	1800	680	755	
VS 10	1000	680	755	
VS 12	1200	680	755	
VS 14	1400	680	755	
VS 16	1600	680	755	
VS 18	1800	680	755	
US 14/12	1360	1200	755	
US 14/14	1360	1360	755	
US 16/14	1600	1360	755	
US 16/16	1600	1600	755	
PSU 12	1000	680	755	
PSU 14	1200	680	755	
PSU 16	1400	680	755	
PSU 18	1600	680	755	
VSU 12	1200	680	755	
VSU 14	1400	680	755	
VSU 16	1600	680	755	
VSU 18	1800	680	755	



Computer Desks SK-12

Our metal-based office desk with integrated mains sockets will look organic in any interior – it is great solution for your private office or office space. Integrated mains sockets will firstly allow you to stop using an extension cord and secondly not to convey the electrical cables too far. As a result, you will avoid any confusion related to mains cables. Metal constructions leave out the problem of friable screw joints – they can be safely assembled and disassembled many times. Our metal-based office desk have a chipboard top.



TO-45/2 File Cabinet has two drawers and TO-45/3 – three ones

Office file cabinets are intended for storage of documents, sensitive and business information materials and tangible assets. Owing to their compact size our office file cabinets can be conveniently placed underneath an office desk or can be used a separate piece of office furniture. File cabinets are furnished with integrated wheels to enhance their mobility. Given the modern design our cabinets will fit the interior of both homes and businesses. TO-45/2 File Cabinet has two drawers and TO-45/3 – three ones. Dimensions: 450x450x610h mm.



Office Chairs

Our range of office chairs and armchairs will suit both homes and businesses. Wide selection of models, variety of colours and reasonable prices make our furniture a real bargain. Office chairs and armchairs that we offer are tested for compliance with the European safety norms and are optimal in terms of price-quality relationship.



Filing Cabinets

SF series filing cabinets are intended for holding various documentation. They have drawers furnished with hanging file storage system. The number and width of filing cabinet drawers depends on the volume of the documentation stored. Reliable drawer slides enable drawers' full extension. Our drawer unit design allows for storage of A4 or Foolscap files. Besides hanging files, our drawer unit provides for arrangement of additional A5 and A6 format boxes intended for storage of labour books, passports, medical cards and other documents.

On the front face of each drawer there is a label holder, which allows systematizing your archives by topic, priority, in the alphabetical order, etc.

All of our filing cabinets are furnished with a special interlock device, which allows only one drawer to be pulled out at a time, ensuring that the cabinet will not tip over.

SF series cabinets are made from quality 0.8 mm cold-rolled steel. They are powdered colour dyed a light-gray colour and furnished with central mechanical or electronic locks.



SF-3A



SF-4A EL



SF-5A EL



SF-4C



SMC-18

SF and MFS Filing Cabinets

Model	Size, mm			Count of drawers	Size of folders	Documents format	Type of lock
	Height	Width	Depth				
SF-2A	710	495	602	2	120	A4, Foolscape	key / el. lock
SF-3A	1020	495	602	3	180		key / el. lock
SF-4A	1335	495	602	4	240		key / el. lock
SF-5A	1635	495	602	5	300		key / el. lock
SF-4C	1335	900	455	4	440		key / el. lock
SMC-18	1800	640	435	18	-	A4 Foolscape A5, A6	key / el. lock
Suspended plastic folder							-
Plug-in box for documents in filing cabinet							-

COLOR ■ light grey. RAL 7035



You can order SF and KS series cabinets with electric lock

KS and KSh filing cabinets are intended for storage of A5 and A6 format documents. These can include labour books, passports, medical cards, personal files, etc. Our filing cabinets are furnished with fully extensible drawers with permissible load capacity of up to 40 kg.

KS series filing cabinets can be used at industrial enterprises, medical facilities, archives and other institutions where it is required to handle big amounts of documentation.

On the contrary, KSh series filing cabinets are compact, and thus can be in demand at small enterprises, organizations and offices. To ensure convenient document handling, filing cabinets are fitted with partitions and separators, which can be standard or optional.

Cabinets of these types are furnished with central mechanical or electronic locks. They are shipped fully assembled.

A **mapper** is a filing cabinet for storage of A1 format documents (topographic maps, drawings, image carriers, etc.).

To store documents of a smaller format, a drawer can be fitted with separators.

Our mappers have ten drawers with and are furnished with central mechanical locks. Each drawer is equipped with a presser bar that prevents documents from being crumpled when a drawer is pulled out.



Filing cabinets KC and KS

Model	Size, mm			Count of drawers	Size of folders	Documents format
	Height	Width	Depth			
KC-3	710	570	602	3	1200 (A6)	A5, A6
KC-3 EL (el. lock)	710	570	602	3	1200 (A6)	A5, A6
KC-6	1335	570	602	6	2400 (A6)	A5, A6
KC-6 EL (el. lock)	1335	570	602	6	2400 (A6)	A5, A6
KS-5/1	255	305	390	1	–	A5
Mapper A1x10	800	1015	725	10	–	A1
Mapper A1x5	800	1015	725	5	–	A1
Big compression plates KS					A5	–
Separators set for Mapper KRM					A2–A5	–

COLOR  light grey RAL 7035

Diplomat Fireproof Filing Cabinets

DFC series Diplomat fireproof filing cabinets are intended for storage of important documentation and its protection against larceny and fire. These filing cabinets have drawers furnished with A4 hanging file storage system.

On the front face of each drawer there is a label holder, which allows systematizing your archives by topic, priority, in the alphabetical order, etc. Diplomat fireproof filing cabinets are manufactured in South Korea and tested for fire resistance the EU. DFC series filing cabinets have 60B protection class, i.e. they provide secure protection against open fire during 60 minutes.

Cabinets of this type are furnished with central mechanical or electronic locks.



Model	Size, mm			Count of drawers	Size of folders	Weight, kg
	Height	Width	Depth			
DFC2000	782	528	675	2	120	145
DFC3000	1124	528	675	3	180	206
DFC4000	1466	528	675	4	240	266



INDUSTRIAL FURNITURE AND WORKBENCHES

PECULIARITIES:

A wide range of products and optional elements;
Durable steel construction from sheet metal;
Modern and stylish design;
Strong, high scratch and mechanical damage resistant coating (powdered colour dyeing);
Product shipment – knocked down in a special original packaging;
Practical colours – a dark gray body (RAL 7015) and a gray front face side (RAL 7040);
Optional custom dyeing;
Ball bearing drawer sliders ensure safe and smooth drawer extension even under full load;
Full extension of drawers facilitates convenient and unhindered access to your working tools;
Drawer load capacity is up to 40 kg.

- Professional series metal fitter's benches
- VR series workbenches on stationary adjustable base
- VT series heavy-duty workbenches
- VM series portable workbenches
- VRM series portable workbenches
- VS series carpenter's benches
- Shelf carts
- TU tool cabinets
- TU-1 tool cabinets
- TI tool cabinets
- Machine tool cabinets
- YSM hardware cabinets
- Si-15 tool cabinets
- Si-10/Si-20 tool cabinets
- Si-10R/Si-20R roller door tool cabinets
- Mounted tool boxes
- Tire checking tubs
- Mobile auto repair shop equipment
- SSF, SSV, CCK and CCA welder's benches

Professional Series Metal Fitter's Benches

These workbenches are intended for arranging work places at industrial enterprises, repair shops and car services. Our workbenches are made from high-quality sheet steel, feature durable and dependable construction combined with a modern and stylish design. They can be furnished with perforated panels, mounted shelves, daylight lamps, an electrical socket block and tool holders. Workbenches are powdered color dyed a dark gray (RAL-7015) and gray (RAL-7040) colour. Perforated panel pegs can accommodate a large quantity of tools that have to be easily reached.

Our workbenches are shipped to you knocked down in a special original packaging. Workbench cabinets can be supplied with a various number of drawers, of three dimension-types, or a door (D):

- D** – door
- S** – small drawer (h 81 mm)
- M** – medium drawer (h 164 mm)
- L** – large drawer (h 248 mm)



Two cabinets workbench (with mounted elements)



Workbench without cabinets



One cabinet workbench



Workbench 21
Size 1200x620x850h
Workbench 31
Size 1500x620x850h
Workbench 41
Size 1800x620x850h



Workbench 21 2M2B
Size 1200x620x850h
Workbench 31 2M2B
Size 1500x620x850h
Workbench 41 2M2B
Size 1800x620x850h
Four pullout drawers



Workbench 21 3MSB
Size 1200x620x850h
Workbench 31 3MSB
Size 1500x620x850h
Workbench 41 3MSB
Size 1800x620x850h
Five drawers



Workbench 41 D/D
Size 1800x620x850h
Two cupboards with doors



Workbench 41 D/S2B
Size 1800x620x850h
First cupboard with door,
second – with three drawers



Workbench 41 D/3SML
Size 1800x620x850h
First cupboard with door,
second – with five drawers



Workbench 41 MD/MD
Size 1800x620x850h
Two cupboards with doors



Workbench 41 8M/S2B
Size 1800x620x850h
First cupboard with eight
drawers, second – with three



Workbench 21 D
Size 1200x620x850h
Workbench 31 D
Size 1500x620x850h
Workbench 41 D
Size 1800x620x850h
Cupboard with door



Workbench 21 S2B
Size 1200x620x850h
Workbench 31 S2B
Size 1500x620x850h
Workbench 41 S2B
Size 1800x620x850h
second – with three drawers



Workbench 21 MD
Size 1200x620x850h
Workbench 31 MD
Size 1500x620x850h
Workbench 41 MD
Size 1800x620x850h
cupboards with door - drawer
with door



Workbench 21 8M
Size 1200x620x850h
Workbench 31 8M
Size 1500x620x850h
Workbench 41 8M
Size 1800x620x850h
Eight drawers



Workbench 41 D/MD
Size 1800x620x850h
First cabinet with door,
second – drawer with door



Workbench 41 D/2M2B
Size 1800x620x850h
First cupboard with door,
second – with four drawers



Workbench 41 D/8M
Size 1800x620x850h
First cupboard with door,
second – with eight drawers



Workbench 41 MD/S2B
Size 1800x620x850h
One cupboards with doors,
second – with three- drawer
with door

The basic configuration of our workbenches includes the 30 mm thick moisture-resistant plywood top.

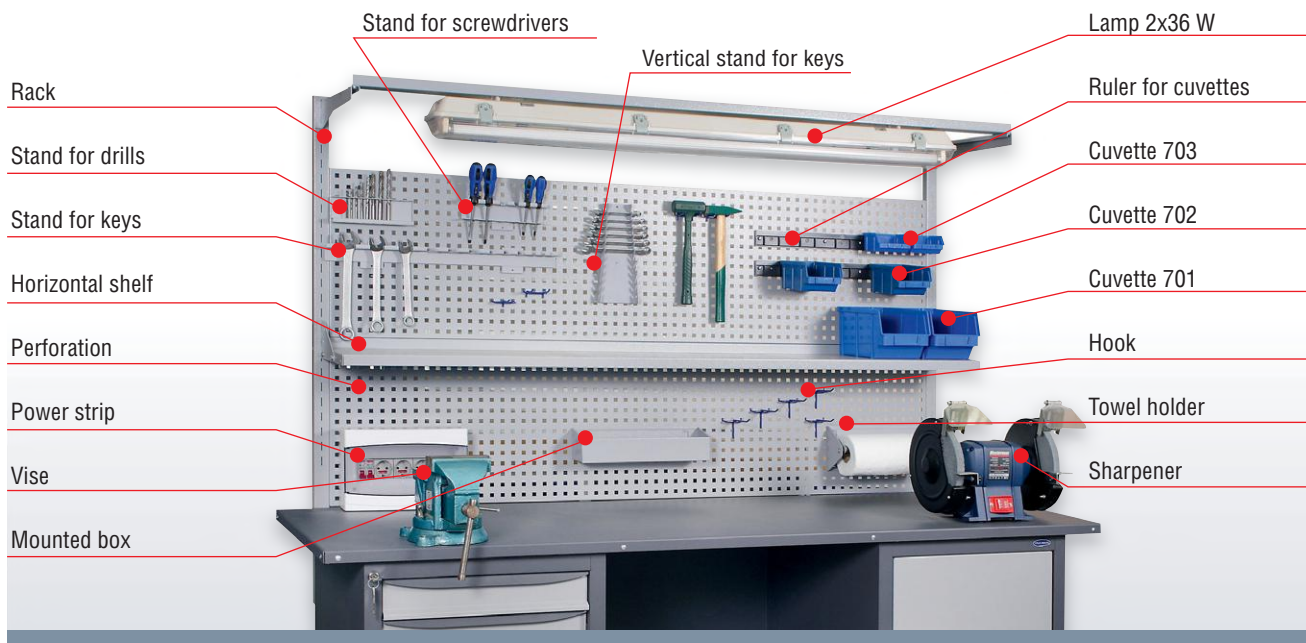
Shelf load capacity – up to 40 kg.
 Drawer load capacity – up to 40 kg.
 Cabinet drawers are 100% extensible and are furnished with telescopic runners.
 Drawer cabinets are furnished with central locks, and doors with individual ones. Cabinets fitted out with a door are furnished with a removable shelf.

At the customer's option the basic configuration top can be replaced by the following:

- 25 mm thick OSB top + 1 mm thick zinc-plated steel sheeting
- 25 mm thick OSB top + 1 mm thick stainless steel sheeting
- 25 mm thick OSB top + resin cover with edge reinforcement
- 25 mm thick OSB top + 2 mm thick steel sheeting
- 25 mm thick OSB top + 4 mm thick steel sheeting with edge reinforcement
- 40 mm thick beech wood top

	<p>Workbench 41 MD/2M2B Size 1800x620x850h One cupboards with doors, second – with four drawers</p>		<p>Workbench 41 MD/3MSB Size 1800x620x850h One cupboards with doors, second – with five drawers</p>
	<p>Workbench 41 MD/8M Size 1800x620x850h One cupboards with doors, second – with eight drawers</p>		<p>Workbench 41 S2B/S2B Size 1800x620x850h Two tree-drawer cabinets</p>
	<p>Workbench 41 2M2B/2M2B Size 1800x620x850h Two four-drawer cabinets</p>		<p>Workbench 41 3MSB/2M2B Size 1800x620x850h First cupboard with five drawers, second – with four drawers</p>
	<p>Workbench 41 8M/2M2B Size 1800x620x850h First cupboard with eight drawers, second – with four drawers</p>		<p>Workbench 41 3MSB/3MSB Size 1800x620x850h Two five-drawer cabinets</p>
	<p>Workbench 41 8M/3MSB Size 1800x620x850h First cupboard with eight drawers, second – with five drawers</p>		<p>Workbench 41 8M/8M Size 1800x620x850h Two eight-drawer cabinets</p>
	<p>Workbench 41 2M2B/S2B Size 1800x620x850h First cupboard with four drawers, second – with three</p>		<p>Workbench 41 3MSB/S2B Size 1800x620x850h First cupboard with five drawers, second – with three</p>

Example configuration workbench













Workbench Mounted Parts

View	Workbench top description	Size, mm	Model
	25 mm thick OSB top + 1 mm thick zinc-plated steel sheeting	1200 x 620 1500 x 620 1800 x 620	12 G 15 G 18 G
	25 mm thick OSB top + 1 mm thick stainless steel sheeting	1200 x 620 1500 x 620 1800 x 620	12 S 15 S 18 S
	25 mm thick OSB top + resin cover with edge reinforcement	1200 x 620 1500 x 620 1800 x 620	12 R 15 R 18 R
	25 mm thick OSB top + 2 mm thick steel sheeting	1200 x 620 1500 x 620 1800 x 620	12 M 2 15 M 2 18 M 2
	25 mm thick OSB top + 4 mm thick steel sheeting with edge reinforcement	1200 x 620 1500 x 620 1800 x 620	12 M 4 15 M 4 18 M 4
	40 mm thick beech wood top	1200 x 620 1500 x 620 1800 x 620	12 W 15 W 18 W

Workbench Mounted Parts

View	Components description
	Perforated racks L-1100 (2 each)
	1200 mm wide workbench perforated panel (930 x 400 mm) 1500 mm wide workbench perforated panel (1120 x 400 mm) 1800 mm wide workbench perforated panel (1560 x 400 mm) <i>The height of a perforated panel is 400 mm.</i>
	Spot lighting lamp
	Horizontal shelf (three mounting positions are available)
	Cuvette shelf
	Perforated piece (perforation h=500 mm, corbel – 2 each) 1200 mm wide workbench perforated panel (930 x 400 mm) 1500 mm wide workbench perforated panel (1120 x 400 mm) 1800 mm wide workbench perforated panel (1560 x 400 mm) <i>The height of a perforated panel is 400 mm.</i>
	Screwdriver stand
	Drill stand
	Vertical wrench stand
	Horizontal wrench stand
	Mounted box for perforated panel

Form	Specification of equipment
	<p>Mounted towel holder</p>
	<p>Mounted basket</p>
	<p>Peg L 60 Double peg L 60 Peg L 100</p>
	<p>Workbench mounted box set</p>
	<p>Vice</p>
	<p>Grindstone</p>
	<p>KR-1 drawer separators</p>
	<p>Perforated panel bar for five cuvettes (702 or 703)</p>
	<p>Cuvette 700 210x350x200 Cuvette 701 145x240x125 Cuvette 702 100x160x75 Cuvette 703 100x90x50</p>
	<p>Socket block</p>

VR Series Workbenches on Stationary Adjustable Base

Workbenches on stationary adjustable base are intended for arranging working places at manufacturing areas and service workshops that require adjustable worktop heights.

Workbenches and working tables can be used for various types of operations (light, heavy and precise) as they allow for alteration of the worktop height.

Workbenches and working tables can be fitted out with mounted cabinets, perforated pieces and various mounted elements for keeping large amounts of working tools and accessory.

Our workbenches are shipped to you knocked down in a special original packaging that ensures their undamaged state during transportation.

Height adjustment range is between 750 mm and 1000mm with 50 mm step.



Overall dimensions	Code
1200x620x750-1000H	VR 21
1500x620x750-1000H	VR 31
1800x620x750-1000H	VR 41



Model MD
Hanging cupboard:
drawer with door
500x600x500h

Model 3MS
Hanging cupboard:
four drawers;
central lock.
500x600x500h

Model 5M
Hanging cupboard:
five drawers;
central lock.
500x600x500h

VT Series Heavy-Duty Workbenches

Heavy-duty series workbenches are designed specifically for operations related with permanent high loads. Workbenches of this series are made from high-quality materials with the use of additional reinforcement elements that ensures their operational capability under severe conditions.

Our heavy-duty workbenches are ideal for industrial enterprises and lorry service stations.



Workbench VT 41 SML/Py/D M 4	Workbench VT 31 SML/2M2S C M 4
1800x620x850h. Three cupboards VT. Tabletop – OSB 25 mm + steel 4 mm; Load on the tabletop –700 kg.	1500x620x850h. Two cupboards VT. Tabletop – OSB 25 mm + steel 4 mm; Load on the tabletop –500 kg.

Options

- Workbench VT 31 4 (1500x620x850 mm)
- Workbench VT 41 4 (1800x620x850 mm)
- VT 2M2S cupboard (four drawers)
- VT MS cupboard (three drawers)
- VT Py cupboard (short cupboard with shelf)
- VT D cupboard (cupboard with door)

S – Little drawer; M – Medium drawer; L – Large drawer; D – Door

VM Series Portable Workbenches

Portable workbenches are intended for professional workshops, service stations and industrial enterprises.

Our workbenches move around on the wheels (125 mm in diameter), two of them being non-rotary and two – rotary ones equipped with the brake, which ensures easy maneuvering. Workbenches of this series are furnished with two cabinets either with doors or drawers with telescopic runners, which allows to meet the demands of any industrial enterprise or workshop. The load capacity of these workbenches is 300 kg.

Mobile workbench parts:

- VM set – wheels (125 mm in diameter), two non-rotary and two rotary ones equipped with the brake, base, workbench top, handle;
- Workbench cabinet – 2 each.



Mobile workbench completion options:

- VM set
- Workbench cupboard D (door)
- Workbench cupboard SD (drawer + door)
- Workbench cupboard 4M2S (6 drawers)
- Workbench cupboard 6MS (7 drawers)

VRM Series Portable Workbenches

Portable workbenches on the adjustable base are intended for arranging a metalworker's mobile work place. Workbenches can be fitted out with mounted cabinets, perforated pieces and various mounted elements for keeping large amounts of working tools. Height adjustment range is between 950 mm and 1150 mm.



Overall dimensions	Code
1200x620x950-1150H	VRM 21
1500x620x950-1150H	VRM 31
1800x620x950-1150H	VRM 41



Model MD
Hanging cupboard:
drawer with door
500x600x500h

Model 3MS
Hanging cupboard:
four drawers;
central lock.
500x600x500h

Model 5M
Hanging cupboard:
five drawers;
central lock.
500x600x500h

VS Series Carpenter's Benches

Carpenter's benches are intended for woodwork performance at industrial enterprises, workshops and educational institutions.

Our carpenter's bench is composed of a metal base and 40 mm thick beech wood top with edge reinforcement.

Workbenches of this series can be fitted out with a holdfast, drawers and mounted cabinets. Cabinet drawers are 100% extensible and are furnished with telescopic runners. Drawer load capacity is 40 kg.

Our workbenches' design ensures a reliable joining between the metal base and the 40 mm thick beech wood top with edge reinforcement. Workbenches of this series constitute a collapsible skeleton structure. Being powdered colour dyed they have attractive outward appearance and feature high mechanical damage resistance. Height adjustment range is between 750 mm and 1000mm with 50 mm step.

Configuration

- VS 21 Cappenter's Bench (1200x620x750-1000h mm)
- VS 31 Cappenter's Bench (1500x620x750-1000h mm)
- S Mounted Box
- Holdfast (150 mm)

COLOR  dark grey RAL 7015



Shelf Carts

VPR-1 sectional three-shelf mobile cart is intended for arranging a mobile working place as well as for transportation of various loads. Our carts are fitted out with wheels (100 mm in diameter), two of them being non-rotary and two – rotary, one of which is equipped with the brake, which ensures easy maneuvering in any direction. Our carts are shipped to you knocked down that ensures their convenient transportation. The middle shelf can be installed in three positions.

VPS-1 welded three-shelf mobile cart is intended for arranging a mobile working place as well as for transportation of various loads. Our carts are fitted out with wheels (100 mm in diameter) that ensure easy maneuvering in any direction.

Cart dimensions: h900x460x750 mm.

Carts' Configuration Options

- VPC-1 welded three-shelf cart
- VPR-1 sectional three-shelf cart
- VPR-1S cart with one drawer
- VPR-2S cart with two drawers

COLOR  dark grey RAL 7015



TU Tool Cabinets

TU series tool cabinets are intended for arranging mobile working places at industrial enterprises, workshops and service stations. Our tool cabinets can be furnished with a various number of drawers of three dimension-types. The inside dimensions of a drawer are 530x380 mm that is ideal for tool lodgments by virtually any manufacturer. Cabinet drawers are 100% extensible and are furnished with telescopic run-

ners. Drawer load capacity is 40 kg. All of the drawers are locked with a central lock. Tool cabinets can be easily moved in any direction, since they are fitted out with wheels (100 mm in diameter). Configuration – two non-rotary and two – rotary wheels, one of which is equipped with the brake. Tool cabinets' top constitutes a tray fitted out with an oil and petrol resistant rubber mat.



Model	TU 2S2L	TU 3SML	TU 4S2M	TU 6SM
H x W x D	900 x 740 x 440	900 x 740 x 440	900 x 740 x 440	900 x 740 x 440

COLOR ■ frame: dark grey RAL 7015 ■ front: RAL 7040

TU-1 Tool Cabinets

TU-1 series tool cabinets are intended for arranging mobile working places at industrial enterprises, workshops and service stations. Our tool cabinets can be furnished with a various number of drawers of three dimension-types. The inside dimensions of a drawer are 530x380 mm that is ideal for tool lodgments by virtually any manufacturer. Cabinet drawers are 100% extensible and are furnished with telescopic runners. Drawer load capacity is 40 kg. All of the drawers are locked

with a central lock. Tool cabinets can be easily moved in any direction, since they are fitted out with wheels (125 mm in diameter). Configuration – two non-rotary and two – rotary wheels, one of which is equipped with the brake. Tool cabinets' worktop is made from ABS plastic and has sections for small and medium-sized parts. Side walls' perforation allows for installation of additional mounted elements for your often used tools.



Model	TU-1 2S2L	TU-1 3SML	TU-1 4S2M	TU-1 6SM
H x W x D	920 x 740 x 440	920 x 740 x 440	920 x 740 x 440	920 x 740 x 440

COLOR ■ frame: dark grey RAL 7015 ■ front: RAL 7040

TU-1 Cabinets' Optional Mounted Parts

- Mounted box
- Mounted towel holder
- Mounted basket
- Pegs (L-100; L-60; L-60 double)



TI Tool Cabinets

TI series tool cabinets are intended for arranging mobile working places at industrial enterprises, workshops and car service stations. Our tool cabinets can be furnished with a various number of drawers of three dimension-types, as well as a door. Cabinet drawers are 100% extensible and are furnished with telescopic runners. Drawer

load capacity is 40 kg. All of the drawers are locked with a central lock. Tool cabinets can be easily moved in any direction, since they are fitted out with wheels, two of which are equipped with a stopper. Tool cabinets' top constitutes a tray fitted out with an oil and petrol resistant rubber mat.



Model	TI D	TI SD	TI M2L	TI 2S2L	TI 3SML	TI 8S
H x W x D	900 x 600 x 500	900 x 600 x 500	900 x 600 x 500	900 x 600 x 500	900 x 600 x 500	900 x 600 x 500

COLOR ■ frame: dark grey RAL 7015 ■ front: RAL 7040

Machine Tool Cabinets

Our machine tool cabinets are intended for arranging mobile working places at industrial enterprises, workshops and car service stations. Our tool cabinets can be furnished with a various number of drawers of three dimension-types, as well as a door (D). Cabinet drawers are 100% extensible and

are furnished with telescopic runners. Drawer load capacity is 40 kg. All of the drawers are locked with a central lock. Tool cabinets' top constitutes a tray fitted out with an oil and petrol resistant rubber mat.



Model	TS D	TS SD	TS M2L	TS 2S2L	TS 3SML	TS 8S
H x W x D	820 x 600 x 500	820 x 600 x 500	820 x 600 x 500	820 x 600 x 500	820 x 600 x 500	820 x 600 x 500

COLOR ■ frame: dark grey RAL 7015 ■ front: RAL 7040

- D – door
- S – Little drawer (h 81 mm)
- M – Medium drawer (h 164 mm)
- L – Large drawer (h 248 mm)

Our machine tool cabinets can be furnished with lodgements for storing piercing tools, punches, matrixes and puller devices for A, B, C, D stations of Thick Turret coordinate-punching machines by the Mate company, as well as for those of the following machines: Finn-Power, Amada, LVD, Euromac, Rainer, AM, etc.



YSM Hardware Cabinets

Hardware cabinets are intended for storage of various small-sized items and fabricated metal products. Our cabinets are made from high-quality sheet steel. They are furnished with various plastic containers (cuvette 700, cuvette 701 and cuvette 702), depending on the cabinet's modification and configuration. Doors are furnished with two-way latch locks.

Standart cupboard set:

YSM-14 mod. 1 (with cuvettes 701 – 50 p.)

800x300x1800h, mm

YSM-14 mod. 2 (with cuvettes 701 – 30 p. and cuvettes 702 – 48 p) 800x300x1800h, mm

YSM-18 mod. 1 (with cuvettes 700 – 28 p.)

900x390x1800h, mm

YSM-18 mod. 2 (with cuvettes 700 – 16 p. and 701 - 30 p)

900x390x1800h, mm

YSM-18 mod. 3 (with cuvettes 700 – 12 p. + 3 shelves)

900x390x1800h, mm

COLOR ■ dark grey RAL 7015



SI-15 Tool Cabinets

SI-15 tool cabinets are intended for holding auxiliaries, gear and tools at work places. Our cabinets are made from high-quality sheet steel and furnished with four height adjustable shelves. Doors are fitted out with two-way latch locks. Cabinets of this series are equipped with a perforated rear wall and perforated doors.

COLOR ■ dark grey RAL 7015



SI-15

Optional parts can be installed on the following models of toll cabinets: SI-10, SI -15 and SI -20

- Screwdriver stand
- Drill stand
- Vertical wrench stand
- Horizontal wrench stand
- Mounted box
- Mounted towel holder
- Mounted basket

Si-10/Si-20 Tool Cabinets

These tool cabinets are intended for holding auxiliaries, gear and tools at work places. Depending on the model, they can be furnished with height adjustable shelves and drawers. Tool cabinets of these series are fitted out with a perforated rear wall and a perforated door insertion. Our cabinets can be easily furnished with convenient optional cuvettes, pegs and shelves. Swing doors are furnished with latch locks.

Standard cabinet set:

SI-10/4S – 4 shelves

SI-10/3S/3D – 3 shelves + 3 drawers

SI-10/2S/5D – 5 shelves + 5 drawers



The complete set of tool cabinets shelves for storage replaceable tool to various CNC machines (milling, lathe, boring, bending, punching jig).

COLOR  dark grey. RAL 7015

Si-10R/Si-20R Roller Door Tool Cabinets

Si-10R tool cabinets are intended for holding auxiliaries, gear and tools at work places. Our cabinets are made from high-quality sheet steel and furnished with four height adjustable shelves, a perforated rear wall and perforated doors. They can be easily furnished with convenient optional cuvettes, pegs and shelves. Roller doors facilitate access to the tool cabinets in a restricted space.

Standard cabinet set:

SI-10/4S – 4 shelves

SI-10/3S/3D R – 3 shelves + 3 drawers

SI-10/2S/5D R – 2 shelves + 5 drawers



Mounted Tool Boxes

Mounted tool boxes are intended for arranging work places at industrial enterprises, workshops and garages. Our tool boxes are made from high-quality sheet steel and furnished with a perforated rear wall.

We manufacture tool boxes of three types: one-, two- and four-sectional ones.



Model	Bi-1s	Bi-2s
H x W x D	600 x 300 x 200	600 x 600 x 200

Tire Checking Tubs

Tire checking tubs are intended for checking the air-tightness of inner tubes and tubeless tires of cars and searching for punctures and cuts. The design of our tire checking tubs allows to examine tires of up to 26 inches in diameter. In order to facilitate the checking operation, tires are plunged in a vertical position, while two rollers of the checking deck ensure turning of the tire without extra efforts from a tire fitter.



COLOR ■ dark grey RAL 7015

Mobile Auto Repair Shop Equipment

It is intended for equipping mobile auto repair shops and vehicles of municipal emergency services, so that tools and equipment are placed in a way that ensures the optimal employment of all the available repair truck space. It is important to place the required set of tools within the least amount of space and ensure quick and easy access to each tool, which considerably increases the efficiency of operations.

Our module systems assure the most effective solutions. Functionality, reliability and user-friendliness of our equipment greatly lighten operators' work. Modules can be optionally furnished with a sliding table top mechanism, a vice, separators, mounted elements and pegs.

Various modifications and sizes of our modules allow to equip virtually any modern repair truck.




Size:

Length – 750/1000/1250/1500 mm

Depth – 410 mm

Height – 1005 (L – metal tray) / 935 (F – waterproof plywood 30 mm)



COLOR frame:  dark grey RAL 7015

 front: RAL 7040



Automotive modules for mobile service stations

View	Dimensions	Code	View	Dimensions	Code
	750x410x935	7/4-2P L		750x410x935	7/4-2P F
	1000x410x935	10/4-2P L		1000x410x935	10/4-2P F
	1250x410x935	12/4-2P L		1250x410x935	12/4-2P F
	750x410x935	7/4-T/P L		750x410x935	7/4-T/P F
	1000x410x935	10/4-T/2MS/4M L		1000x410x935	10/4-T/2MS/4M F
	1000x410x935	10/4-T/2MS/2MS L		1000x410x935	10/4-T/2MS/2MS F
	1000x410x935	10/4-T/4M/4M L		1000x410x935	10/4-T/4M/4M F
	1250x410x935	12/4-T/P/4M L		1250x410x935	12/4-T/P/4M F
	1250x410x935	12/4-T/P/2MS L		1250x410x935	12/4-T/P/2MS F
	1500x410x935	15/4-T/P/P L		1500x410x935	15/4-T/P/P F
	1500x410x935	15/4-T/2MS/2MS/2MS L		1500x410x935	15/4-T/2MS/2MS/2MS F
	1500x410x935	15/4-T/4M/2MS/2MS L		1500x410x935	15/4-T/4M/2MS/2MS F
	1500x410x935	15/4-T/4M/4M/2MS L		1500x410x935	15/4-T/4M/4M/2MS F
	1500x410x935	15/4-T/4M/4M/4M L		1500x410x935	15/4-T/4M/4M/4M F

Automotive modules for mobile service stations elements:

View	Model	Dimensions (LxWxH)
	Stand AT-7/4	750x410x400
	Stand AT-10/4	1000x410x400
	Stand AT-12/4	1250x410x400
	Stand AT-15/4	1500x410x400
	Tabletop F-7/4	750x410x30
	Tabletop F-10/4	1000x410x30
	Tabletop F-12/4	1250x410x30
	Tabletop F-15/4	1500x410x30
	Tray L-7/4	750x410x100
	Tray L-10/4	1000x410x100
	Tray L-12/4	1250x410x100
	Tray L-15/4	1500x410x100

View	Model	Dimensions (LxWxH)
	Cabinet AT 7/4-P	750x410x500
	Cabinet AT 5/4-2MS	500x410x500
	Cabinet AT 5/4-4M	500x410x500
	AC 7/4-2P	750x410x905
	AC 10/4-2P	1000x410x905
	AC 12/4-2P	1250x410x905

View	Components description
	With pullout table-top
	Terafom mat KTV 5/4 (415x375 mm)
	Terafom mat: KTP 7/4 (740x395 mm), KTP 10/4 (990x395 mm), KTP 12/4 (1240x395 mm)
	Terafom mat: KTL 7/4 (750x395 mm), KTL 10/4 (1000x395 mm), KTL 12/4 (1250x395 mm), KTL 15/4 (1500x395 mm)
	Oil-gasoline resistible mat (690x525 mm)
	Vice
	Grindstone

View	Components description
	Cuvette 700 (210x350x200) Cuvette 701 (145x240x125) Cuvette 702 (100x160x75) Cuvette 703 (100x90x50)
	Separators set KRV 5/4
	Separators set KRP 7/4, KRP 10/4, KRP 12/4
	Separators set KRL 7/4, KRL 10/4, KRL 12/4, KRL 15/4
	Corner mounting 60/92x40x2,5, 60/142x40x2,5, 60/192x40x2,5
	Corner mounting 80/85x40x2,5, 120/120x40x2,5, 155/155x40x2,5
	Corner mounting 60/34x40x2,5, 60/84x40x2,5, 60/134x40x2,5

SSF-1600 Welder's Bench with Autonomous Filtration System

Welder's benches are intended for arranging work places at welding areas and industrial shops to perform welding, grinding and other related operations.

When welding and cutting operations are performed, contaminated air can be removed either through the fire-grate on the bench top or through the exhaust system (optional), or both ways can be used simultaneously.

The flow of contaminated air is fed to a preliminary filter (washing) that simultaneously precipitates coarse particles and protects the surface of a filter cassette from sparks. After that the air flow uniformly goes through a fine filter (removable) that traps particles of up to 0.05 microns. As a result, after going

through an outlet chamber and a fan, the purified air is ejected through a blind grate located on the side wall of the bench.

A filter cassette is cleansed by means of a short impulse of condensed air that is fed through a valve into its inner chamber, where the flow of condensed air is uniformly spread with the help of a special stabilizer. As a result of this impulse a filter cassette is shaken, causing the particles that settled on its surface, to get into a dirt collector. A filter cassette can be cleansed automatically when a fan is either on or off, or manually when a welder's bench is off. Filter's operations and self-cleaning process are controlled by means of an external sensor remote control.



COLOR ■ body and facade: dark grey. RAL 7015, ■ Worktop: RAL 7040



■ CCV – 1600 Welder's Bench (Connectible to a Ventilation System)

The bench is furnished with a tool cabinet. Its top is equipped with a fire-grate that has a tray beneath it. Our bench is fitted out with a barrier with safety blinds and a backlight. On the side walls there are openings for connection to the exhaust system. The welder's bench is furnished with a joining pipe, a plug and an adjustable base. Welding aerosol and dust, resultant from work will be sucked through a fire-grate and disposed of through the exhaust system. Coarse particles will precipitate in a tray. Dimensions: 1600 x 820 x 850(1400)h



■ CCK-1200 Welder's Bench (Worktop — Steel Fire-grate)

CCK-1200 welder's benches feature a welded skeleton structure made from profile pipes. Their worktops consist of two parts, one of them being a removable steel grate and the other – a steel sheet. The removable steel grate is intended for welding, whereas the part comprised of the steel sheet is for metalworking. Underneath the steel grate there is a box for collection of oxide scale and other waste products. CCK-1200 welder's benches are equipped with grounding bolts to avoid the risk of your staff getting electrocuted. Our benches make welders' work much easier. They are designed to ensure maximum convenience and minimize probability of minor inaccuracies in the course of welding operations.

■ CCA-1200 Welder's Bench (Worktop — Removable Aluminum Grate)

Worktops of CCA-1200 consist of two parts, one of them being a removable perforated aluminum plate and the other – a steel sheet. The removable aluminum plate is intended for welding, whereas the part comprised of the steel sheet is for metalworking. Underneath the steel grate there is a box for collection of oxide scale and other waste products. CCA-1200 welder's benches are equipped with grounding bolts to avoid the risk of your staff getting electrocuted. Our benches make welders' work much easier. They are designed to ensure maximum convenience and minimize probability of minor inaccuracies in the course of welding operations.





ASSEMBLY TABLES

Our industrial assembly tables are intended for arranging quality work places for manufacture, repairs and metering of radio-electronic and electro technical products. Their bases are made from 40 x 25 mm steel profile, which ensures rigidity and stability of our tables.

A top is made from chipboard and has a 3 mm thick fabric-base laminate cover and either aluminum (T) or postforming (E) protective edging.

Our assembly tables are furnished with mounted and rollable cabinets, mounted elements, an exhaust system, a grounding connector, an antistatic mat and a socket block.

- Mobile and suspended drawer cabinets
- Types of equipment that are installed on the mounting table



Basic version of industrial mounting table
SMP has a set of false panels and shelf under the table.

COLOR ■ frame and front: light grey RAL 7035



Radio equipment assemble table

- Industrial assembly table SMP
- Perforated racks set 1240h
- Perforated panel 500h
- Table top shelf 300h
- Lighting set 2 x 36 W.

Length 1200/1500/1800 mm
 Depth 800 mm
 Height 850 (1910) mm



Radio equipment installer table

- Industrial assembly table SMP
- Perforated racks set 800h
- Perforated panel 500h
- Table top shelf 400h
- Lighting set 2 x 36 W.

Length 1200/1500/1800 mm
 Depth 800 mm
 Height 850 (1470) mm



Radio Equipment Control Man's Table

- SMP industrial assembly table
- Set of perforated racks (1240h)
- Perforated panel
- Table top shelf (300h) – 2 each
- Tool corbel
- Lighting set 2 x 36 W.

Length 1200/1500/1800 mm
 Depth 800 mm
 Height 850 (1910) mm



Metrologist's Table

- SMP industrial assembly table
- Set of perforated racks (800h)
- Table top shelf (400h)
- Table top shelf (300h)
- Lighting set 2 x 15 W.

Length 1200/1500/1800 mm
 Depth 800 mm
 Height 850 (1470) mm

Mobile and suspended drawer cabinets



Suspended cabinets TPV 3SM

- Load capacity – up to 40 kg
- Size (WxHxD) – 500x500x600 mm
- Internal dimensions – 4
- Internal dimensions: 3 drawer – 400x75x550 mm, 1 drawer – 400x160x550 mm



Suspended cabinets TPV SD

- Load capacity – up to 40 kg
- Size (WxHxD) – 500x500x600 mm
- Internal dimensions – 1
- Internal dimensions: 1 drawer – 400x75x550 mm, door – 400x340x580 mm



Mobile cabinets TPK SML












- Load capacity – up to 40 kg
- Size (WxHxD) – 500x650x600 mm
- Internal dimensions – 3
- Internal dimensions: 1 drawer – 400x75x550 mm, 1 drawer – 400x160x550 mm, 1 drawer – 400x245x550 mm



Mobile cabinets TPK 2S2M

- Load capacity – up to 40 kg
- Size (WxHxD) – 500x650x600 mm
- Internal dimensions – 3
- Internal dimensions: 3 drawer – 400x75x550 mm

■ Mounted Elements for Assembly Tables

	<p>Postforming table top 1200x800 Postforming table top 1500x800 Postforming table top 1800x800</p>
	<p>Chipboard table top + fabric-base laminate 1200x800 Chipboard table top + fabric-base laminate 1500x800 Chipboard table top + fabric-base laminate 1800x800</p>
	<p>Set of perforated racks SMP 800 h Set of perforated racks SMP 1240 h</p>
	<p>Perforated panel 500h for SMP 21 Perforated panel 500h for SMP 31 Perforated panel 500h for SMP 41</p>
	<p>Shelf 300 mm for SMP 21 Shelf 300 mm for SMP 31 Shelf 300 mm for SMP 41</p>
	<p>Shelf 400 mm for SMP 21 Shelf 400 mm for SMP 31 Shelf 300 mm for SMP 41</p>
	<p>Lighting set for SMP LED 40 W</p>
	<p>Lighting set for SMP LED 10 W</p>
	<p>Plastic socket block (sockets – 4 pcs.; automat 16A – 1 pc.; automat 2A – 1 pc)</p>
	<p>Metal socket block For SMP 21 sockets – 4 pcs.; tumbler switch – 1 pc.; automat 16A – 1 pc For SMP 31 sockets – 4 pcs.; tumbler switch – 1 pc.; automat 16A – 1 pc For SMP 41 sockets – 4 pcs.; tumbler switch – 1 pc.; automat 16A – 1 pc</p>
	<p>Tool corbel SMP 21 Tool corbel SMP 31 Tool corbel SMP 41</p>





INDUSTRIAL HAND CARTS (WAREHOUSING HAND CARTS)

Platform hand carts are the most widely used type of warehousing trolleys. They can be used not only in the warehousing business but also at industrial facilities, in wholesale and retail trade and, in some cases, even for home purposes. The entire range of carts is classified by the following parameters: carrying capacity, wheel type, availability of optional elements (e.g.: handles, sides and shelves).

The carrying capacity of our carts lies within the range of 250 to 400 kg. The above factor is influenced by the cart model and wheel type. In turn, the dimensions and type of load determine the size and configuration of the cart itself. Having chosen a basic configuration, you will receive a platform hand cart with one handle

and one loading level 900x600, 1250x700 or 1500x800 mm in size. To provide for facilitation of the use, our carts can be furnished with a second handle and one or two additional shelves, which will enlarge their loading area by two or three times respectively. Installation of cage sides allows for transportation of a large number of small-sized items loss-free.

Our carts can be shipped to you fully assembled or knocked down that allows to significantly reduce your transportation costs. Casts' assemblage does not take much time and can be performed by one worker.

The upshot of all the above is that the platform cart's model and parameters should be selected based on its operating conditions and estimated carrying loads.

- Shelf platform carts.
- Cage platform carts.
- Platform carts for boxes.

Shelf platform carts

View	Size, mm	Wheel diameter, mm	Capacity, kg	Code	View	Size, mm	Wheel diameter, mm	Capacity, kg	Code
	900x600x1100	125	250	TPP-1R-9x6		900x600x1100	125	250	TPP-2P-9x6
	1250x700x1100	160	350	TPP-1R-12x7		1250x700x1100	160	350	TPP-2P-12x7
	1500x800x1100	160	400	TPP-1R-15x8		1500x800x1100	160	400	TPP-2P-15x8
	900x600x1100	125	250	TPP-2R-9x6		900x600x1100	125	250	TPP-3P-9x6
	1250x700x1100	160	350	TPP-2R-12x7		1250x700x1100	160	350	TPP-3P-12x7
	1500x800x1100	160	400	TPP-2R-15x8		1500x800x1100	160	400	TPP-3P-15x8

Cage platform carts

View	Size, mm	Wheel diameter, mm	Capacity, kg	Code	View	Size, mm	Wheel diameter, mm	Capacity, kg	Code
	900x600x1100	125	250	TPS-1S-9x6		900x600x1100	125	250	TPS-4S-9x6
	1250x700x1100	160	350	TPS-1S-12x7		1250x700x1100	160	350	TPS-4S-12x7
	1500x800x1100	160	400	TPS-1S-15x8		1500x800x1100	160	400	TPS-4S-15x8
	900x600x1100	125	250	TPS-2S-9x6		900x600x1100	125	250	TPS-4O-9x6
	1250x700x1100	160	350	TPS-2S-12x7		1250x700x1100	160	350	TPS-4O-12x7
	1500x800x1100	160	400	TPS-2S-15x8		1500x800x1100	160	400	TPS-4O-15x8
	900x600x1100	125	250	TPS-3S-9x6		900x600x1100	125	250	TPS-5O-9x6
	1250x700x1100	160	350	TPS-3S-12x7		1250x700x1100	160	350	TPS-5O-12x7
	1500x800x1100	160	400	TPS-3S-15x8		1500x800x1100	160	400	TPS-5O-15x8

Platform carts for boxes

View	Size, mm	Wheel diameter, mm	Capacity, kg	Code	View	Size, mm	Wheel diameter, mm	Capacity, kg	Code
	1300x600x1500	160	350	TPY-3M-13x6x15		1300x600x1500	160	350	TPY-3P-13x6x15
	1300x600x1800	160	350	TPY-3M-13x6x18		1300x600x1800	160	350	TPY-3P-13x6x18
	1700x600x1500	160	400	TPY-3M-17x6x15		1700x600x1500	160	400	TPY-3P-17x6x15
	1700x600x1800	160	400	TPY-3M-17x6x18		1700x600x1800	160	400	TPY-3P-17x6x18
	1300x600x1500	160	350	TPY-4M-13x6x15		1300x600x1500	160	350	TPY-4P-13x6x15
	1300x600x1800	160	350	TPY-4M-13x6x18		1300x600x1800	160	350	TPY-4P-13x6x18
	1700x600x1500	160	400	TPY-4M-17x6x15		1700x600x1500	160	400	TPY-4P-17x6x15
	1700x600x1800	160	400	TPY-4M-17x6x18		1700x600x1800	160	400	TPY-4P-17x6x18



STORAGE RACKS

Depending on the requirements, our metal storage racks are manufactured from various materials, have various sizes, shapes and characteristics.

The following major groups of metal storage racks can be distinguished from the existing diversity: warehouse racks, office racks, archive racks and household racks (for private use). Metal storage racks are intended for storage of various goods at warehouses and can also be used at enterprises for production process optimization. Their scope of application is diverse: depending on the kind of storage racks, they can be used at office premises for storage of documents, books, and archives, or at home or summer cottage for storage of household articles, etc. Archive storage racks can be implemented in the form of mobile racks to provide for saving space in your records vault.

Warehouse storage racks are considered to the universal warehouse equipment that allows to

resolve most of the tasks, including those related to space saving. There are various types of universal warehouse storage racks, depending on their characteristics and functions.

For more than twenty years our company has been producing metal storage racks of various configurations using the up-to-date equipment; that is why we are sure that our racks will serve you for years to come. The entire range of our products is labor safety certificated.

- ST shelving
- SK shelving
- STS medium load rack
- Hardware rack
- SPS mobile storage rack system
- PS shelving system
- Barrel rack
- Tire rack

ST Shelving

Racks of this type are used at storage facilities of banking institutions, libraries, archives and record depositaries. Our shelving is affordable, dependable and efficient. Various coating types are available. Shelf adjustment step is 38 mm. Maximum shelf load capacity – up to 80 kg. Our storage racks are light and are available in a wide range of sizes.

Rack height, mm: 760, 910, 1520, 1820, 2280, 2730.
 Shelf length, mm: 750, 920.
 Shelf depth, mm: 300, 460, 600.
 Number of shelves: 3, 4, 5, 6, 7.



COLOR ■ light grey RAL 7035



Model		Dimensions, mm			Number of Shelves
		Height	Length	Depth	
ST-4/1 MD-10	The frame is covered with light-gray polymeric powder (RAL 7035) and the shelves are made from 10 mm thick chipboard.	1820	920	460	5
ST-4/2 MD-10		1820	920	300	5
ST-5/1 MD-10		2280	920	460	6
ST-5/2 MD-10		2280	920	300	6

SK Shelving

Racks of this type can be used for furnishing warehouses, libraries, archives and depositories. Maximum shelf load capacity – up to 120 kg. Coating – polymeric powder, colour – light-gray (RAL 7035).

Our shelving has solid metal supports. Shelves are made from cold-rolled steel and have an additional reinforcement rib. Screw connection of our shelving ensures easy assemblage. Shelving is available in a number of dimensions.

Optional elements: support bushing, metal bearing, adjustable support, plastic bearing, SK stopper, SK lengthwise stopper, SK side wall, shelving joining-up set.

Rack height, mm: 1000, 1500, 2000, 2500, 3000.
 Shelf length, mm: 750, 1000, 1150.
 Shelf depth, mm: 300, 400, 500, 600.



COLOR ■ light grey RAL 7035

STS Medium Load Rack

Racks of this type can be used for furnishing warehouses, libraries, archives and depositories. Maximum shelf load capacity – up to 200 kg. Coating – polymeric powder, colour – light-gray (RAL 7035). Our racks have solid metal supports. Shelves are made from cold-rolled steel and have an additional reinforcement rib. Screw connection of our racks ensures easy assemblage. Racks are available in a number of dimensions.

Rack height, mm: 1000, 1500, 2000, 2500, 3000
 Shelf length, mm: 920, 1180
 Shelf depth, mm: 460, 560

COLOR ■ light grey RAL 7035



Hardware Rack

Our hardware racks are intended for storage of various small-sized items (fabricated metal products, small-sized accessories, small parts, etc.). Both one- and two-sided configurations are available. Racks' skeleton is made from metal, coating – polymeric powder, colour – light-gray RAL 7035.

Skeleton height (mm): 1500, 1800.

Our racks are fitted with universal traverse beams and cuvettes of the required sizes. They can be fitted with perforated panels and optional mounted elements.



Cuvette/traverse



perforation

Model	Size, mm		
	Height	Width	Depth
One-sided skeleton	1500	1000	400
Two-sided skeleton	1500	1000	600
One-sided skeleton	1800	1000	400
Two-sided skeleton	1800	1000	600
Universal traverse beam	70	1000	40
Universal perforated panel	300	1000	30
Roller set	*	*	*
Handle set	*	*	*
Shelf for cuvette 700	210	1000	89
Cuvette 700	210	200	350
Cuvette 701	125	145	240
Cuvette 702	75	100	160
Cuvette 703	50	100	90



Tire Rack

Our tire racks are made on the base of the reinforced Ushaped support series shelving. They are ideal for storage of tires, wheels and wheel disks of any type. Tires are reliably fixed that guarantees their delicate storage. Tire racks can be used at automobile service stations ensuring efficient and correct preservation of your goods. Our tire rack systems can accommodate tires of various sizes and also allow to adjust the storeys by height. These racks are used at stores selling motor vehicle spare parts and specialty stores selling winter and summer tires. Our tire racks will arrange the trade area of any motor vehicle spare parts store. They can be placed both indoors and outdoors. These collapsible racks are composed of vertical frames and horizontal traverses with a special profile.

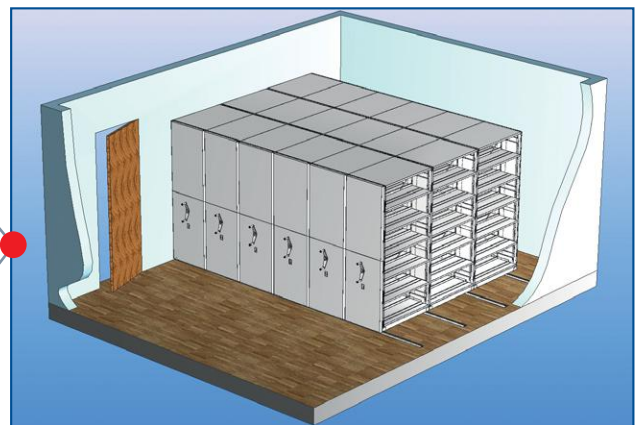
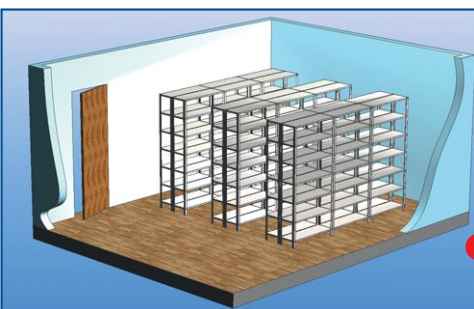
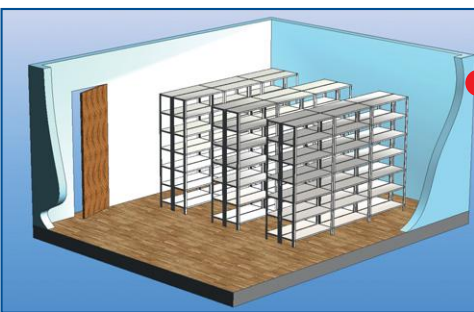
System components	Description
Support	It is made from rolled perforated profile with pressed hooks (with a 50 mm step)
Support bearing	It is intended for fastening a support to the floor
Support connector	It is intended for joining up supports and giving the required stiffness to the construction
Traverse/Beam	It is used for stockpiling tires and wheel disks
Connecting device	It is intended for racks flank joining up and giving the required stiffness to the construction



SPS Mobile Storage Rack System

Mobile storage racks are intended for storage of various documents and other items. They are used for furnishing archives at banking institutions, design organizations, libraries, archival depositories and other institutions, where optimal and ergonomic storage is required. Our mobile racks can also be used for storage of light and compact loads at small ware-

houses and backrooms. In comparison with the use of stationary racks, the use of mobile ones ensures the maximum efficiency of space utilization and allows to increase the amount of your stored goods at the existing area from 50 to 100% (depending on the characteristics of your premises), or to use a smaller premise.



Two rooms with stationary racks (in terms of storage) equivalent to one room with mobile storage rack systems.

SPS Mobile Storage Rack Optional Configuration:

At the request of the customer our mobile storage racks can be furnished with the following optional elements:



- Lockable door;
- Lock blocking a row of storage racks;
- Inner blind partition;
- Drawer;
- Sliding shelf;
- A-4 and A-5 hanging file sliding frame;
- A-4 and A-5 acrylic identifier.

Project Stages

- Definition of the customer's needs and filling out an order form;
- Development and approval of the mobile storage rack lay-out plan;
- Cost calculation based on the approved lay-out plan;
- Technician's visit to specify the main parameters (dimensions, locations of door and window apertures, communications, etc.);
- Signing a contract;
- Fabrication, delivery and assembly of the mobile storage racks;
- Warranty maintenance.

Your Benefits

- Free project development;
- Increase of the amount of stored documents or decrease of the archive/warehouse area;
- Release of the existing (obtention of additional) storage areas;
- "Key ready" project realization using our own resources (from estimation to installation);
- Optimal period of work execution (at average 30 calendar days, depending on the scope of work);
- Competent advice by our managers;
- Discounts on the entire range of our products in case of consistent cooperation.



Technical Characteristics

Height of the storage rack with runner slides (mm)	2175; 2475; 2795
Section length (mm)	750; 1000; 1150
Depth (mm)	250x2; 300x2; 400x2
Number of shelves (ps)	at customer request
Colour	light-gray (RAL 7035)
Coating type	polymeric powder

PS Shelving System

Our company offers shelving systems based on the U-shaped support. Their scope of application can vary, due to a large range of accessories that can be used to assemble the required construction.

Our shelving systems can be used at offices, archives, small utility areas, warehouses, etc.

This system's distinction is its ease of assembly and modernization as well as dependability.

Shelving sizes have a wide range of sizes:

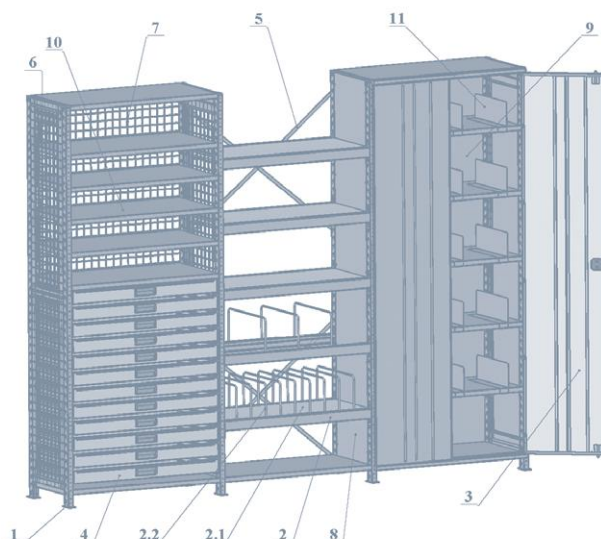
Rack height, mm 1000 ... 3000

Sections length, mm 1000, 1150, 1500

Sections weight, mm 300, 400, 500, 600

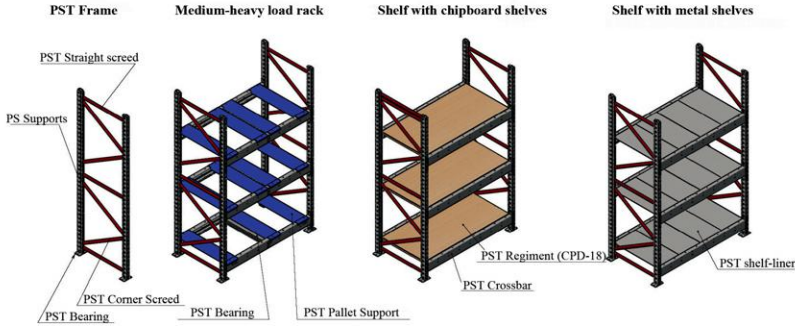


- | | | | |
|-----|----------------------|----|-------------------|
| 1 | Support with bearing | 6 | Cage wall (side) |
| 2 | Lengthwise beam | 7 | Cage wall (back) |
| 2.1 | Shelf (plywood) | 8 | Blank wall (side) |
| 2.2 | Partition | 9 | Blank wall (back) |
| 3 | Door set | 10 | Shelf |
| 4 | Drawer | 11 | Shelf separator |
| 5 | Bracing wire set | | |



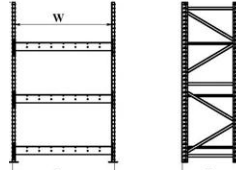
Elements of the system	Description
Support	It is made from rolled perforated profile with pressed hooks (with a 50 mm step).
Support bearing	It is intended for fastening a support to the floor.
Support connector	It is intended for joining up supports and giving the required stiffness to the construction.
Shelf	It is made from sheet steel. Has closed contour and can be fitted with an insertable reinforcement rib that increases the bearing capacity of a shelf.
Shelf separator	It is intended for separating a shelf into sections with possibility to easily change the size of a section.
Side and back wall (blank)	Light steel panels allow to separate shelving sections from one another. They are intended to prevent your goods from damage and fall from the shelves.
Side and back wall (cage)	It is one of the shelving system elements that ensures safety of your goods and employees as well as visual control.
Traverse/Beam	It is used for stockpiling tires and wheel disks. In order to make a shelf, a sheet of plywood or chipboard is put between two beams.
Partition	It is used for separating the beams into storage areas.
Connecting device	It is intended for racks flank joining up and giving the required stiffness to the construction.
Drawer	It is used for convenient storage of various small-sized items.
Lockable swing doors	Doors are mounted on open sections of the shelving in order to restrict access to your goods.

Medium-heavy load rack



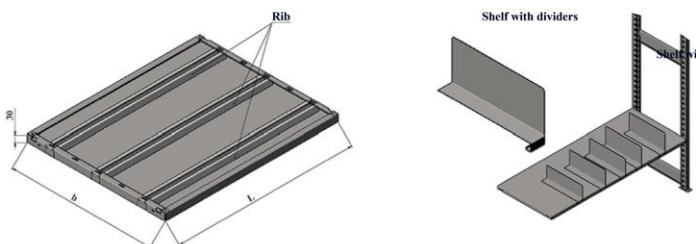
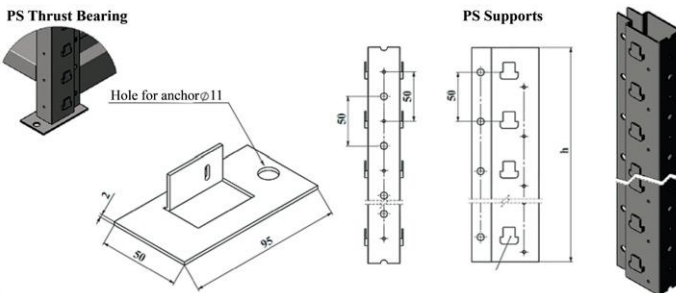
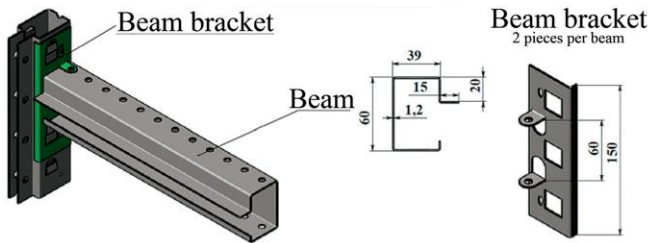
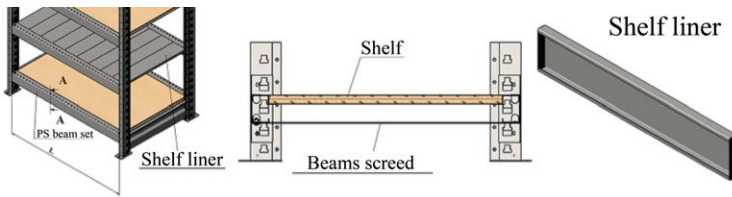
Technical parameters medium load racks

The height of the structure H	mm	1500; 2000; 2500; 3000
Rack level length W	mm	1200; 1500; 1800
Length of the structure L	mm	1264; 1564; 1864
The depth of the structure B	mm	700; 800; 900; 1000
Shelf load (storage level)	kg	100-800
Element coverage type		Powder-polymeric



Your Benefits

- Free project development;
- Storage optimization;
- Customized configuration;
- Release of the existing (obtention of additional) storage areas;
- "Key ready" project realization using our own resources (from estimation to installation);
- Optimal period of work execution (at average 30 calendar days, depending on the scope of work);
- Competent advice by our managers;
- Discounts on the entire range of our products in case of consistent cooperation.

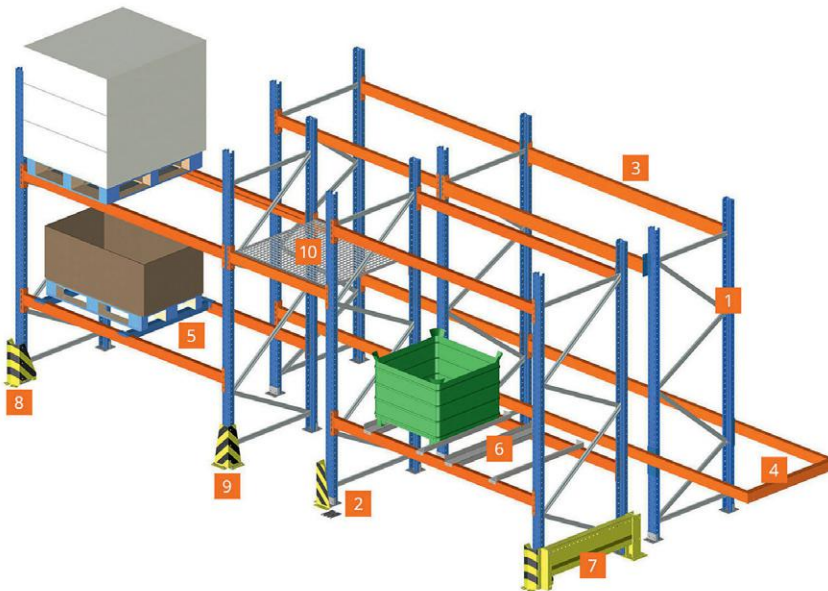


Pallet racks

Pallet racks are used for storage of goods that are packed on the pallets. They constitute a universal system for storage of bulky, non-standard and small-sized goods arranged in tiers. Technically, it is a system of vertical frames, horizontal bars and additional means, for instance: shelves, tray stoppers, decking, etc.

Advantages of Pallet Racks

- Advantageous placement of the pallets based on the configuration of the existing premise and choice of the storage system (up to 90% of efficiency, depending on the system type);



1. Frame
2. Step-bearing
3. Cross bar
4. External filter rack
5. Crosspiece
6. Cover for metal containers
7. Side protection of the rack
8. Front protection of the rack
9. Corner protection of the rack
10. Shelf



Selective Pallet Racks are the best-in-class of storage pallet racks. Their main strong point and advantage of other types of storage racks is an easy access to your goods at any point of time. Selective pallet racks are basically prefabricated metal structures which constitute frames (supports and profile-connectors), cross-beams and other required optional elements. Frames and cross-beams form the rack sections that can be assembled in one or more rows with the required number of tiers. It should be noted that the row length is estimated and selected depending on the customer's needs. Using the main structural elements of the selective pallet racks you can transform your storage systems into multi-tiered or drive-in pallet racks.

Drive-in Racks are intended for storage of great volumes of single-type goods with a low turnover (for example those depending on the seasonality) or storage of long shelf-life goods.

Drive-in racks make it possible to use your existing useful storage space in the most efficient way (up to 60-90%).

Multi-tiered Racks (mezzanines) present a multishelved structure with the arranged flights of stairs, passages and access ways that provide for an easy access for the warehouse employees at the top part of the racks and for the loading equipment at the bottom. Multi-tiered racks allow you to use the height of your premises more efficiently and are an optimal solution for storage and handling of your goods.

- Easy access to any pallet at any time owing to the multi-section storage of the pallets that are placed next to one another;
- Possibility of the combined system maintenance both by-hand (for level one of the storage system) and using the automated equipment (for level two and up);
- Flexibility of the system that allows to change configuration of the storage locations based on the range, volume, type and geometrical dimensions of the stored goods (it can be achieved using optional elements and makes it possible to efficiently customize the storage system);
- Ease of installation that allows to assemble the system within a reasonable amount of time (all the elements are interconnected with the help of hooks and bolts);
- Durability of the racks because of the use of the high-quality materials. Our storage racks can be installed both in heated and unheated premises. Fitting the pallet racks with the optional elements depends on their functional use, type of the rack system and special characteristics of the premises (pillars, door and window apertures, communications, bearing beams, etc.). Optional elements include brace rods, elements of passage fastening, shelf partitions, shelves (mesh, chipboard and metal ones) and runner slides.



Technical Characteristics

Rack height	up to 30 000 mm
Section length	up to 3 600 mm
Section depth	up to 2 000 mm
Load on the storage tier	up to 6 000 kg
Load on the section	21 000 kg
Coating type	powdered enamel, zinc plating
Colour range	customized

Our custom-tailored approach to each client allows us to accomplish the most challenging tasks related to furnishing your facilities with the pallet racks in workmanlike manner and within the stipulated timescale.

Project Stages

- Definition of the customer's needs;
- Selection of the optimal storage system and estimation of the project cost;
- Technician's visit to specify the main parameters (dimensions, locations of door and window apertures, communications, etc.);
- Signing a contract;
- Fabrication, delivery and assembly of the storage system;
- Warranty maintenance.

Your Benefits

- Increase of the volume of stored goods (minimum by 50%);
- Release of the existing (obtention of additional) storage areas;
- Shortening of the response time to the customer's requests and product delivery timeframe;
- "Key ready" project realization using our own resources (from estimation to installation);
- Optimal period of work execution (at average 30 calendar days, depending on the scope of work);
- Competent advice by our managers;
- Discounts on the entire range of our products in case of consistent cooperation.



Barrel Rack

This system allows to arrange storied stockpiling of barrels. It is ideal for space-saving storage of barrels with POL and other liquids, has firm shelves for stockpiling that are furnished with loader recesses to ensure optimal operation.

Shelving systems are storied over one another; each storey can accommodate two 200 liter barrels, three 60 liter barrels or one 60 liter barrel. Our shelving is made from rec-

tangular cross section pipe 25x50x2 mm.

In order to avoid content spilling on the floor, the shelving system is fitted with a dripping pan. Its grate is to be used for arrangement of barrels and further dispensing of liquids.

Being powdered colour dyed our shelving systems have attractive outward appearance and feature high mechanical damage resistance.

Name	Size	Description
Barrel racks SB 200/60	1400x885x800h	SB 200/60
Sump 200/60 with grill	1215x1000x315h	SB PMR 200/60
Set of grates for dripping pam	1000x1200 (600x2)	SB PMR grates 2 p. (600x2)





STAINLESS STEEL FURNITURE

Stainless steel furniture is widely used in such sectors of economy as foodstuff, chemical process, pharmaceutical and medical industries. Stainless steel goods are notable for their corrosion resistance, durability and appealing outward appearance. The wide model range and possibility to custom make the required piece of furniture allow to find the solution for orders of various purposefulness and complexity.

- Worktables
- Work Sinks
- Mounted Console Shelves
- Work Shelving Units
- Worktables with Sinks
- Wardrobes and Household Cases
- Work Cabinets
- Paper Towel Holders
- Reagent Cabinets
- Fire Hose Cabinets
- Mobile Cabinets
- Shelf Carts
- Service Hatches
- Benches
- Drinking Water Fountains

Worktables

Worktables are used in working spaces of food units and restaurant food production areas. They can be used both as a part of a production line and as individual pieces of furniture.

Worktables are intended mostly for performance of operations related to processing and carving vegetables, meat, fish and delicacies. The weld-fabricated construction of the table base is made from stainless steel pipe (30x30 mm). The table top is made from food stainless steel and has decorative panels along its perimeter that increase the overall structure stiffness. To reinforce the table top we have used a 40 mm thick moisture-resistant plywood bearing surface. Adjustable legs will compensate up to 25 mm of the floor irregularity.

Main standard sizes:

Length: 300 – 1900 mm with 100 mm interval.

Width: 600 mm, 700 mm.

Height: 850 mm.

Our worktables can also be tailor-made to meet the customer's needs.



Work Sinks

Work sinks are one of the main elements in working spaces of food units and restaurant food production areas. They are intended for washing foodstuffs, partially prepared foods, tableware and cooking utensils. There are two types of sinks – welded and seamless (die forged). Depending on the number of bowls sinks can be one-, two- or three-sections ones. The standard version of our work sinks is the following: the frame of the sink is welded from 30x30 mm stainless steel pipe, and the top and bowls are made from food stainless steel. The front decorative panel is higher than the bowl and shields the elements of connection to the waterwork and sewerage systems. Our work sinks can also be furnished with the bottom shelf and a frame with swing or sliding doors. Adjustable legs will compensate up to 25 mm of the floor irregularity. The size of the sink depends on the selected bowl size and number of sections.



Number of Sections	Standard Width, mm	Depth, mm	Dimensions of Seamless Bowls, mm
One-section Sink	500-800	600, 700	400x400x200
Two-section Sink	1000-1400		500x400x250
Three-section sink	1400-2000		500x400x300

Work Shelving Units

The designated purpose of work shelving units is to hold clean tableware and kitchen utensils, accessorial equipment and electromechanical equipment in working spaces of food units and restaurant food production areas. They can also be used for storage of foodstuffs and partially prepared foods in refrigerators and freezers. In addition, stainless steel shelving units are now widely used in working spaces of chemical, pharmaceutical and food industry facilities. Our company manufactures shelving units of two types featuring either a weld-fabricated or a knockdown construction. Knockdown shelving units include supports made from perforated stainless steel angle bars and a set of shelves with fastenings. Our shelving units can be optionally fitted with plastic baseplates or adjustable supports to compensate up to 25 mm of the floor irregularity. Distributed load on a shelf is up to 120 kg.

A knockdown construction of the shelving unit allows you to change the arrangement, height and number of shelves without effort, as well as to squeeze transportation and warehouse storage costs.

Main standard sizes:

Length: 750, 1000, 1150 mm

Width: 300, 400, 500, 600 mm.

Height: 1500, 1800, 2000, 2500 mm.

A weld-fabricated construction of the shelving unit: the frame is welded from 30x30 mm stainless steel pipe and the shelves are made from stainless steel. The admissible distributed load on a shelf is 50 kg. Adjustable supports will compensate up to 25 mm of the floor irregularity.

Main standard sizes:

Length: from 1000 to 1900 mm with 100 mm interval.

Width: 400 mm, 500 mm, 550 mm.

Height: 1800 mm, 2000 mm.

Our work shelving units can also be tailor-made to meet the customer's needs.



Stainless steel wardrobes are intended for holding working overalls and personal belongings. Resistance to corrosion allows to regularly treat our wardrobes with disinfecting agents and detergents. This aspect can be highly important to the pharmaceutical and food industry facilities and laboratories. Each section of our wardrobe has a shelf for a headwear, a crossbar and a peg. The doors are furnished with locks made by Euro-Lock (Germany).

Main standard sizes:

Length: 300 mm, 400 mm, 600 mm, 800 mm.

Width: 500 mm.

Height: 1800 mm.

Work Cabinets

Stainless steel work cabinets are intended for holding dishware, accessorial equipment, devices and materials where limited access is required. Such cabinets are widely used in working spaces of chemical, pharmaceutical and food industry facilities. Our work cabinets are fitted with height-adjustable shelves. The doors are furnished with Euro-Lock crossbar locks (Germany)

Main standard sizes:

Length: 800 mm, 900 mm, 1000 mm.

Width: 455 mm, 500 mm.

Height: 1800 mm, 1970 mm.



Fire Hose Cabinet


Fire hose cabinets are intended for holding fire hydrant equipment at industrial facilities, as well as in residential and public buildings. A fire cabinet will be mounted on a wall using fixation holes in its back. Our fire hose cabinets are built for use at the temperatures from +5 C° to +45 C° and relative air humidity of up to 95%. The cabinet has two swing doors with latch locks and two fire hose holders. Along the cabinet's perimeter there are openings that allow to insert a fire hydrant inside the cabinet from any side.

Main standard sizes:

Length: 800 mm.

Width: 280 mm.

Height: 2000 mm.



Mobile cabinets

Stainless steel mobile cabinets are now widely used at industrial enterprises producing foodstuffs, pharmaceutical factories and laboratories. Due to the fact that our mobile cabinets are made from stainless steel, they can be treated with disinfecting agents, do not corrode and have presentable outward appearance. Our mobile cabinets are furnished with four lockable drawers (two small and two middle-sized ones) which allows to keep in them various gear, tools and tangible properties with the limited access of unauthorized persons. Owing to the four rotary wheels (two front ones have stoppers) you can easily roll the cabinet to a new location and using the stoppers have it immobilized.

Main standard sizes:

Length: 670 mm.

Width: 500 mm.

Height: 600 mm.



Shelf Carts

Stainless steel shelf carts are intended for transportation of your equipment, dishware, various tools and materials as well as small loads. Owing to the corrosion resistance properties of stainless steel, such shelf carts are widely used at foodstuff, chemical and medical enterprises. We manufacture shelf carts of two types: welded (the frame and shelves are welded together) and collapsible (the shelves and frame are put together using stainless steel metalware). All of our carts are fitted with four wheels (two of them being the rotary ones) and a handle.

Main standard sizes:

Length: 750 mm.

Width: 460 mm.

Height: 900 mm.



Benches


Stainless steel benches are intended for exploitation in premises with high air humidity and facilities where furniture should be treated with disinfecting agents. The base is made from stainless steel pipe 30x30 mm and the top from food polyethylene.

Main standard sizes:

Length: 1000 mm, 1500 mm, 2000 mm.

Width: 375 mm.

Height: 445 mm.



■ Drinking Water Fountains

Drinking water fountains are intended for provision of drinking water. They can be installed in industrial, household or administrative premises, as well as in schools and other educational institutions, and places of mass gathering, where it is necessary to open up water supply. In order to polish the running water our fountains are fitted with water filters that do not contain hazardous materials, are non-toxic and do not emit any substances dangerous to health or environment. Drinking water fountains are manufactured in cases made of food stainless steel and are furnished with a pedal lever batcher, single water filter, water discharge collector and

water supply system hookup point. Our water fountains feature two types of cases: cylinder and rectangular-section ones.

Dimensions of the rectangular-section case:

Length: 300 mm.

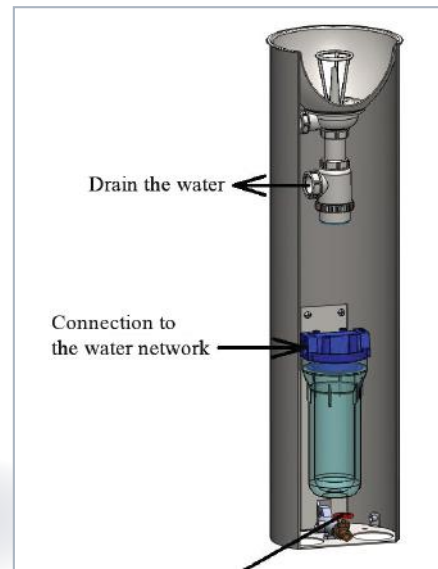
Width: 300 mm.

Height: 1000 mm.

Dimensions of the cylinder case:

Diameter: 270 mm.

Height: 1000 mm.





LABORATORY AND MEDICAL FURNITURE

The laboratory furniture of the UHL-MASH Private Joint-stock Company make is the professional high-quality furniture designed for operations with apparatuses and carrying out physicochemical and biological researches. Our company's speciality is the comprehensive supply of laboratories with highly customized laboratory furniture that meets all of the client's requirements. We manufacture and deliver the entire range of products for laboratories of any type, caliber and area of activity.

Custom-tailored approach, solutions that suit various budgets and all types of laboratories, ISO 9001:2009 (ISO 9001:2008) quality control system and warranties are the advantages, which qualitatively distinguish the UHL-MASH Private Joint-stock Company among other manufacturers of laboratory furniture.

- ShV and ShVKh series fume hoods
- ShVBKh series fume hoods
- SR laboratory benches
- SL laboratory benches
- SL.2 laboratory benches
- OS island benches
- SA anti vibration tables
- SL-SA anti vibration tables
- Stationary and mobile drawer cabinets
- Laboratory sinks
- Laboratory glassware drying racks
- Muffle furnace cabinets
- ShKhR-1 chemical cabinets
- ShM-17, ShM-27 and ShM-27c medical cabinets
- ShM-1, ShM-2, ShM-1c and ShM-2c medical cabinets
- TM-3MSB medical carts
- Medical drawer cabinets
- AM-1 first-aid kits
- KRP medical couches
- ShP medical privacy screens
- Tulip series medical chairs
- SD soft medical chairs
- Medical screw chairs
- Compressed gas cylinder cabinets

ShV and ShVKh Series Fume HoodsX

Fume Hood Description:

Assembled metal skeleton on adjustable supports with light-gray (RAL-7035) chemical-resistant polymeric powder coating. The inner part of the operating space of ShVKh fume hoods can be coated with chemical-resistant plastic (Vkpl S-10) that protects the metal parts of the hood from detrimental effects acid, alkali and reagent fumes.

Our fume hoods are furnished with tops made from the following materials:

- post forming;
- ceramic tiles placed on the moisture-resistant plywood;
- one-piece polished granite flagstone;
- stainless steel;
- Vkpl S-24 chemical-resistant plastic.

These hoods are fitted with metal-plastic sliding frame with Triplex safety glass and a false panel for the air supply. Given to the system of counterweights, the frame can be fixed at any level.

Upper glass – Triplex

30 Watt safe lighting lamp.

Electrical panel (two or three Shuko system sockets (IP 54 protection class), two on/off automatic switches, outdraught with signal lamp and safe lighting switch).

We manufacture the fume hoods in three standard sizes:

SHV-12: 1200x905x2310h

SHV-15: 1500x905x2310h

SHV-18: 1800x905x2310h

Optional elements:

- F.A.R. single water type faucet (Italy) with external control;
- F.A.R. gas faucet (Italy) with external control;
- Sink (artificial stone or stainless steel) with plastic fixture trap;
- Built-in electrical exhauster fan (output capacity up to 900 m³/hr;
- TShV ventilated stationary cabinet.

TShV Ventilated Stationary Cabinet Description:

Welded assembly metal skeleton on adjustable supports with light-gray (RAL-7035) chemical-resistant polymeric powder coating.

One section (with two doors) has a bottom and a height-adjustable shelf. This section is connected to the exhaust ventilation system of the main fume hood via a 50 mm hose: thus when hood's outdraught is on, harmful fumes are being automatically sucked from the stationary cabinet.



SVB and SVBX Series Fume Hoods

These hoods' system has three elements:

1. Fume hood
2. Base
3. Ventilated stationary metal cabinet

Fume Hood Description:

Assembled metal skeleton on adjustable supports, with light-gray RAL-7035 chemical-resistant polymeric powder coating. The inner part of the operating space of SVBX fume hoods can be coated with chemical-resistant plastic (Vkpl S-10) that protects the hood's metal parts from detrimental effects of acids', alkalis' and reagents' fumes.

Our fume hoods are furnished with bench tops made from the following materials:

- post forming;
- ceramic tiles placed on moisture-resistant plywood;
- one-piece polished granite flagstone;
- stainless steel;
- chemical-resistant plastic (Vkpl S-24).

These fume hoods are fitted with a metal-plastic mobile frame with Triplex safety glass and a false panel for the air supply. Given to the system of counterweights, this frame can be fixed at any level.

Upper glass – Triplex.

30 Watt safe lighting lamp.

Electrical panel (two or three Schuko system sockets (IP 54 protection class), two on/off automatic switches, outdraught with signal lamp and safe lighting switch).

Fume cabinets of this series are furnished with TSV ventilated stationary cabinets.

Ventilated Stationary Cabinet Description:

Welded assembly metal skeleton on plastic supports, with light-gray RAL-7035 chemical-resistant polymeric powder coating;

- One section (with two doors) has a bottom and a height-adjustable shelf. Harmful fumes are sucked from the stationary cabinet;
- The other section (with one door) is for storage of tall objects.

Base description:

- It is welded from 40x60mm metal pipe and features light-gray RAL-7035 chemical-resistant polymeric powder coating;
- Has four adjustable supports to level a fume hood;
- A fume hood is placed on this base and firmly fixed to it via bolted connection.

Optional elements:

- Chemical-resistant water faucet;
- Sink (artificial stone or stainless steel) with plastic fixture trap;
- Built-in electrical exhauster fan (output capacity up to 900 m³/hr).



COLOR ■ light grey RAL 7035

SP Wall Benches

Skeleton:

Collapsible; made from 40 x 25mm metal pipe.

Coating: polymeric powder.

Maximum bench length – up to 2200mm.

Tops are made from the following materials:

- post forming;
- stainless steel;
- ceramic tiles;
- granite;
- chemical-resistant plastic (Vkpl S-24).



Line trim SP table
with the F-shaped hot-top

SL Laboratory Benches


This series benches feature a collapsible skeleton made from 25 x 25 mm metal pipe.

Coating: polymeric powder.

Maximum bench length – up to 1800 mm.

Tops are made from the following materials:

- postforming;
- stainless steel;
- ceramic tiles;
- granite;
- chemical-resistant plastic (Vkpl S-24).



SL.2 Laboratory Benches

This series benches feature a welded skeleton (made from 25 x 25 mm metal pipe) with hung metal drawers (two or three each, depending on the bench length).

Coating: polymeric powder.


Maximum bench length – up to 1800 mm.

Tops are made from the following materials:

- post forming;
- stainless steel;
- ceramic tiles;
- granite;
- chemical-resistant plastic (Vkpl S-24).

Optional elements include:

- side and face screens;
- F-shaped service mounted piece with metal or chipboard shelves;
- one-sided socket block.



IOS Island Benches

This series benches feature a collapsible skeleton made from a certain number of metal pipes placed on a pedestal.

Coating: polymeric powder.

OS series benches are highly customized.

Tops are made from the following materials:

- post forming;
- stainless steel;
- ceramic tiles;
- granite;
- chemical-resistant plastic (Vkpl S-24).

Optional elements:

- service mounted piece with two metal shelves and 30 Watt daylight lamps;
- 220V sockets and 16A automatic switches built into the service mounted piece supports;
- water faucet;
- sink (artificial stone or stainless steel) with plastic fixture trap;
- SDP glassware drying rack.



ISA Anti Vibration Tables

This series tables feature a welded skeleton made from 40 x 60 mm metal pipe.

Coating: polymeric powder.

Anti-vibration table tops are fixed with damper bolts.

Table tops (400 x 400 mm or 600 x 600 mm) are made from the following materials:

- metal + post forming (where metal plays the role of the weighing material);
- metal + stainless steel (where metal plays the role of the weighing material);
- granite;



ISL-SA Anti Vibration Tables

This series tables feature a welded skeleton made from 25 x 25 mm metal pipe.

Coating: polymeric powder.

Table tops are made from the following materials:

- post forming;
- stainless steel;
- ceramic tiles;
- granite;
- chemical-resistant plastic (Vkpl S-24).

Table tops have built-in 400 x 400 mm anti vibration plates, which are made from the following materials:

- metal + post forming (where metal plays the role of the weighing material);
- metal + stainless steel (where metal plays the role of the weighing material);
- granite.



Stationary and Mobile Drawer Cabinets

TP-16 (one drawer + door) 500 x 550 x 630 h (mm);

TP -18 (one drawer + door) 500 x 550 x 810 h (mm);

TP -36 (three drawers) 500 x 550 x 630 h (mm);

TP -48 (four drawers) 500 x 550 x 810 h (mm).

Our cabinets are made either from polymeric powder coated metal or chipboard.



Laboratory Sinks

Welded assembly sink cabinets are made from metal; have adjustable supports and light-gray RAL-7035 chemical-resistant polymeric powder coating.

There are two possible sink top options:

Food stainless steel (AISI-304) with a one-piece sink of three dimension-types or a welded custom-made sink;

Combined configuration:

Top made from:

- chemical-resistant coated moisture-resistant plywood;
- ceramic tiles placed on moisture-resistant plywood;
- one-piece polished granite flagstone;
- stainless steel;
- chemical-resistant plastic (Vkpl S-24).

The above tops can accommodate any sink.

Our sinks are fitted with cold/hot water mixers (with connection sets) and plastic fixture traps. At the customer's option a sink can be furnished with a tube drying rack, shelves and a coarse water filter.

COLOR ■ light grey RAL 7035




Laboratory Glassware Drying Racks

460 x 24 x 625 h mm (27 pegs).

Our drying racks are made from Vkpl S-24 plastic or stainless steel. The drip pan is made from stainless steel.

Mounting options: on the wall or on the bench top.



■ SML-27 Muffle Furnace Cabinets

Skeleton: metal.

Coating: polymeric powder with prior surface phosphatation.

Orifice flange diameter – 150 mm.

Tops can be made from the following materials:

- ceramic tiles;
- granite;
- stainless steel.



■ SXP-1 Chemical Cabinets

These cabinets' bodies are made from sheet metal. Coating: polymeric powder with prior surface phosphatation.

They are furnished with four reinforced height-adjustable shelves with a vertical anti-spill board along the perimeter.



SML-27



SXP-1

■ SM-17, SM-27 and SM-27s Medical Cabinets

Specialized medical cabinets are present on the equipment list of any health care institutions. Such cabinets can be found in doctors' offices, hospital wards, medical treatment rooms and physiotherapy rooms.

Medical cabinets are also used in stomatological polyclinics and diagnostic centers. They constitute a specifically designed structure intended for storage of medical products, bandaging materials, medical tools and other items required for the operations of a health care institution.

Overall dimensions (height x width x depth):

1970x900x455 mm.

Our cabinets can have one or two sections. They can be furnished with either metal or glass doors. Shelves can also be made from metal or glass.

Coating: polymeric powder with prior surface phosphatation.



■ TM-3MSB Medical Carts

Our medical carts are equipped with dependable and comfortable wheels (with a lockup option) that ensure easy cart maneuvering. They have a number of spacious drawers (which are so important to medical practitioners) and a comfortable handle that ensures maximum efficiency of a cart.

Coating: disinfectant-solution-resistant white polymeric powder.



AM-1 First-aid Kits

AM-1 first-aid kits are intended for storage of first aid medical supplies at various institutions and organizations. Our kits are made from sheet metal which ensures storage of medicaments in the dark. Their lockable doors prevent children from reaching the medications. Being powdered colour dyed our first-aid kits have attractive outward appearance that will nicely blend with any interior.



Tulip Series Laboratory Armchairs

Tulip – seat height adjustment:

400...570 mm.

Tulip-ring (with a footrest) – seat height adjustment:

570...710 mm.

Back and seat material: chemical-resistant foamed polyurethane resin. Armchairs are fitted with plastic wheels.

Tulip-gross (laboratory stool) – seat height adjustment: 400...570 mm.

Seat material: disinfectant-solution-resistant leatherette. Stools are fitted with plastic legs.



I SDB Compressed Gas Cylinder Cabinets

These series cabinets are intended for safe placement and storage of compressed gas cylinders in the vicinity of working places. Our cabinets feature one- or two-section configuration (for one or two gas cylinders respectively). In order to prevent gas accumulation inside a cabinet, its doors are furnished with ventilation openings. For the avoidance of unauthorized access, cabinets' doors are locked up with individual locks (with a set of two keys). A cabinet's skeleton is made from metal and has a reinforced bottom; it features light-gray RAL-7035 chemical-resistant polymeric powder coating with prior surface phosphatation. Inside a cabinet there is a holder for cylinders of different diameters. Cabinets' walls are furnished with technological openings for hoses.

Cabinets are available in four sizes:

For one gas cylinder:

SDB-3 Dimensions: 300x500x1800h mm

SDB-4 Dimensions: 400x500x1800h mm

For two gas cylinders:

SDB-6 Dimensions: 600x500x1800h mm

SDB-8 Dimensions: 800x500x1800h mm





SERVER AND TELECOMMUNICATION EQUIPMENT

Server cabinets constitute a universal construction for assemblage of a standard 19-inch network and telecommunication equipment. When furnished with shelves, they provide for installation of various non-standard server equipment.

While building a vast computer company network one of the tasks is to arrange server and commutation equipment. It is desirable that this arrangement is compact, provides easy access for personnel and the required temperature conditions, restricts unauthorized server access and ensures tidy laying of connecting cables.

Usually server telecommunication cabinets and assembly racks (19-inch standard) are used to solve the above task.

Advantages:

- handy and functional construction (front and back doors, removable side panels with locks and clips) that ensures unhindered access to your equipment;
- durable steel construction from sheet metal;
- modern and stylish design;
- strong, high scratch, mechanical damage and corrosion resistant coating (powdered colour dyeing);
- product shipment – knocked down or fully assembled in a special original packaging;
- practical colours for use at offices and data processing centers;
- light-gray body and front face side (RAL 7035);
- optional custom dyeing;
- wide range of products and optional elements.

- SC floor server assembly cabinet
- SC mounted server assembly cabinet
- Server rack (assembly)
- SKU computer cabinet
- SCA vandal proof server cabinet

■ SC Floor Server Assembly Cabinets

SC floor server assembly cabinet constitutes a universal construction for the following standard mounted equipment: communication stations, telecommunication and server equipment and data storage units. When furnished with shelves, it provides for installation of various non-standard server equipment.

Our cabinets feature a collapsible structure. Their basic configuration includes perforated installation rails, removable side walls, a set of locks with keys, a top and a bottom (allowing for installation of fan blocks), height-adjustable legs and rollers for cabinet's transportation. A frame is fitted with earth terminals. The cabinets are furnished with a removable floor with a cable-input.

Specifications and configuration:

- Cabinet with front and back doors and removable side walls.
- Front door with twist handle.
- Base dimensions (width x depth) – 600 x 600 mm, 600 x 800 mm, 600 x 1000 mm, 24U (h = 1260 mm), height – 18U (h = 1000 mm), 32U (h = 1650 mm), 42U (h = 2050 mm).
- Adjustable supports.
- Maximum static load capacity – up to 500 kg.
- Two pairs of vertical 19" guides with 1U(44.45 mm) step.
- Coating – polymeric powder with prior surface phosphatation.
- Cable-penetration – through bottom and top.
- Adjustable metal profiles' depth.
- Wide range of accessories.

COLOR  light grey. RAL 7035

■ SC Mounted Server Assembly Cabinets

SC mounted server assembly cabinet constitutes a universal wall construction for the 19" standard electronic, network, and telecommunication equipment. When furnished with shelves, it provides for installation of various non-standard equipment. Lockable front door – glass in a steel frame. Side walls – removable (with clips). In order to facilitate mounting, first a light fastening plate is fixed on a wall and then a cabinet is hung on it. There are seats for a fan module. Our cabinets are furnished with two cable-inputs and 19" profiles. 19" profiles can be installed at any depth. To ensure natural cooling cabinets' tops and bottoms are perforated.

Specifications and configuration:

- Base dimensions (width x depth) – 600 x 450 mm or 600 x 600 mm.
- Height – 7U, 15U, 9U, 12U.
- Load capacity – up to 100 kg.
- Two pairs of vertical 19" guides with 1U(44.45 mm) step.
- Two cable-inputs with plugs (on top and bottom).
- Coating – polymeric powder with prior surface phosphatation.
- Shipment – fully assembled.



Server Assembly Racks


19" SM server assembly rack constitutes a universal floor construction for the 19" standard network, optical, electro-technical, telecommunication equipment and data storage units. When furnished with shelves, it provides for installation of various non-standard equipment.

Our server racks are furnished with height-adjustable supports to compensate for the floor surface imperfection. Availability of special openings in the rack's base allows to fasten it firmly to the floor in case of need.

Our racks feature a collapsible structure. They are shipped to you knocked down in a compact packaging with a mounting hardware set and an installation specification.

Specifications and configuration:


- Width – 540 mm.
- Depth – 600, 800 mm.
- Height – 27U, (h = 1260 mm), 42U, (h = 1950 mm).
- Load capacity – up to 300 kg.
- Two 19" frames.
- Set of adjustable supports.
- Coating – polymeric powder with prior surface phosphatation.
- Racks are shipped to you knocked down.



Additional elements



Stationary shelves



Cantilever shelves



Pull-out shelves



Universal shelves



Fan modules



19" 3U automatic switch distribution board

■ SKU Computer Cabinets

SKU computer cabinets constitute a full-range solution for arrangement of server and computer equipment. Our computer cabinets have three separate sections: for a system unit, keyboard and display. Each section has its own lockable door. The bottom section is furnished with an all-metal door. Our computer cabinets are also equipped with a pull-out keyboard shelf. The bottom and top sections are furnished with height-adjustable shelves.

Specifications and configuration:

- Three-section computer cabinet.
- Base dimensions (width x depth) – 640 x 630 mm.
- Headroom – 1750 mm.
- Bottom section height – 910 mm.
- Keyboard section height – 120 mm.
- Display section height – 640 mm.
- Coating – polymeric powder with prior surface phosphatation.
- Shipment – fully assembled.

COLOR ■ light grey RAL 7035



■ SCA Vandal Proof Server Cabinets

SCA vandal proof telecommunication wall-mounted server cabinets are intended for protection of the allocated network, telecommunication and crossing equipment against unauthorized access and larceny. Cabinets' body is made from 2 mm thick rolled steel. Cabinets are fastened to a wall or other load-bearing elements with the help of anchor bolts through mounting holes. Our cabinets have welded assembly that increases their burglar retardant. Doors are furnished with an increased secrecy lock. Cabinets feature powder composition anticorrosive and decorative coating. They are furnished with two insertion guides for equipment installation, which allows to arrange rather heavy and large-dimension equipment.

Specifications and configuration:

- Base dimensions (width x depth) – 600 x 450 mm.
- Height 6U, (h = 305 mm)
- Two vertical 19" guides with 1U (44.45 mm) step.
- Two cable-inputs.
- Coating – polymeric powder with prior surface phosphatation.
- Earth terminals.
- Cooling perforation can be found on cabinets' side walls.





SAFES AND BANK EQUIPMENT

A safe is a metal cabinet with a combination lock, which is intended for storage of documents, money, weapons and other tangible properties at homes and offices. Nowadays the use of safes for storing money, important documents and other valuable items is not any more a sole privilege of bankers and jewelers. People started buying them focusing their attention not only on the burglar retardant or fire resistance levels, but also on the exclusive design, ambient properties and cus-

tomers' status. Many of the safes for gold and silver ware, capital issues or antiques do themselves deserve admiration. Currently home safes constitute complex industrial products made from high-alloy metals, composites and high-strength heat-resistant concrete that is placed inside the walls.

The main task of a home or office safe is to protect its contents from unauthorized access or elimination. Safe's cost depends on its protection level.

- Furniture safes
- Office safes
- Gun safes
- Built in safes
- Diplomat fireproof safes + BF series
- Burglar and fire proof safes
- Magnetic carriers safes
- Time delay cash depositary safes
- Bank trolleys
- Cashboxes

Furniture Safes

Furniture safes are intended for storage of documents and other miscellaneous valuables at homes and offices. They have small overall dimensions and do not weigh much that allows for their compact arrangement in furniture items.

Our **SM series** furniture safes feature small overall dimensions and can be placed inside bedside tables, cabinets and other furniture articles. They are intended for protection and storage of documents and tangible properties. These series safes are furnished with key locks. Body thickness – 1.5 mm; door thickness – 3 mm. Their bottoms and back walls each have two openings that allow to fasten a safe to some surface; they are also furnished with a removable shelf (except for SM-17).

Our **SM-K series** furniture safes feature small overall dimensions and can be placed inside bedside tables, cabinets and other furniture articles. They are intended for protection and storage of documents and tangible properties. Compared to the SM series, SM-K safes feature a more dependable Italian Securement key lock (protected with a metal case) and a stronger body. Body thickness – 2 mm; door thickness – 5 mm. Their bottoms and back walls each have two openings that allow to fasten a safe to some surface; they are also furnished with a removable shelf. SM-K series safes can also be furnished with Diplomat electronic combination locks (South Korea).



Model	Size, mm			Weight, kg	Type of lock	Key model
	Height	Width	Depth			
SM-17	170	310	260	6	key	K-6
SM-25	250	340	280	9	key	K-6
SM-K-25	250	340	280	14	key	Securemme
SM-K-25 E	250	340	280	14	el. lock	Diplomat
SM-30	300	380	300	11	key	K-6
SM-K-30	300	380	300	16	key	Securemme
SM-K-30 E	300	380	300	16	el. lock	Diplomat
SM-40	400	400	360	15	key	K-6

Office Safes

Office safes are intended for storage of documents and other miscellaneous valuables at homes and offices. Their dimensions ensure convenient placement of A4 documents, file folders, etc. Our office safes can also be furnished with an inner lockable compartment for money, stamps and other small-sized items.

Model	Size, mm			Weight, kg	Type of lock	Options
	Height	Width	Depth			
SO-65	650	450	370	32	key	1 shelf, inner safe
SO-65/1	650	450	370	31	key	1 shelf
SO-80	820	450	370	40	key	1 shelf, inner safe
SO-80/1	820	450	370	36	key	2 shelves
SO-100	1030	450	370	45	key	1 shelf, inner safe
SO-120	1200	450	370	60	key	2 shelves, inner safe
SO-120/2	1200	450	370	56	key	2 cells, inner safe, shelf
SO-160	1610	550	400	90	key	3 shelves, inner safe
SO-160/2	1610	550	400	85	key	2 cells, inner safe
SO-160/3	1610	550	400	88	key	3 cells, inner safe
SO-160/4	1610	550	400	88	key	4 cells, inner safe



Gun Safes

Gun safes are intended for storage of fire arms as well as their accessories. They can be furnished with an inner lockable compartment and extra shelves for ammunition, entrenching tools, shells, wads and small shot. These safes must prevent outsiders, children and malefactors from reaching the fire arms, therefore higher demands are made for their construction, fastening and location.

Model	Size, mm			Weight, kg	Type of lock	Number of guns
	Height	Width	Depth			
CA-100	1000	350	250	33	key	2
CA-120	1200	350	250	38	key	2
CA-150	1510	400	300	57	key	4
CA-160	1610	550	400	91	key	3
CA-160/9	1610	550	400	90	key	9



■ Diplomat Fireproof Safes

Diplomat fireproof safes (South Korea) are intended for storage of documents and tangible assets at homes or offices. Their key feature is that they provide high protection against outside exposure to high temperatures, which allows to protect the contents in case of fire. Diplomat fireproof safes have the following protection class: 30, 60, 90, 120 (min).



Model	Outside dimensions, mm			Inside dimensions, mm			Shelf	Lock		Lacable Box	Volume, l	Weight, kg
	Height	Width	Depth	Height	Width	Depth		Cypher	Key			
119 KK	360	412	363	260	320	234	-		2	tray	19	31
119 EN	360	412	363	260	320	234	-	electronic lock.	-	tray	19	31
119 EK	360	412	363	260	320	234	-	electronic lock.	1	tray	19	31
125 KK	420	352	433	320	260	304	1 adjustable		2	tray	25	36
125 EN	420	352	433	320	260	304	1 adjustable	electronic lock.	-	tray	25	36
125 EK	420	352	433	320	260	304	1 adjustable	electronic lock.	1	tray	25	36
530 KK	522	404	440	410	300	300	1 adjustable		2	tray	36	53
530 EN	522	404	440	410	300	300	1 adjustable	electronic lock.		tray	36	53
530 EK	522	404	440	410	300	300	1 adjustable	electronic lock.	1	tray	36	53
060 EH	660	470	470	480	350	300	1 adjustable	electronic lock.	-	locable box	50	80
060 EHK	660	470	470	480	350	300	1 adjustable	electronic lock.	1	locable box	50	80
060 KK	660	470	470	480	350	300	1 adjustable		2	locable box	50	80
070 EH	695	500	500	515	380	330	1 adjustable	electronic lock.	-	locable box	64	90
070 EHK	695	500	500	515	380	330	1 adjustable	electronic lock.	1	locable box	64	90
070 KK	695	500	500	515	380	330	1 adjustable		2	locable box	64	90
080 EH	876	520	520	676	380	330	1 adjustable	electronic lock.	-	locable box	84	122
080 EHK	876	520	520	676	380	330	1 adjustable	electronic lock.	1	locable box	84	122
080 KK	876	520	520	676	380	330	1 adjustable		2	locable box	84	122
100 EH	1020	655	560	780	475	350	2 adjustable	electronic lock.	-	locable box	129	201
100 EHK	1020	655	560	780	475	350	2 adjustable	electronic lock.	1	locable box	129	201
100 KK	1020	655	560	780	475	350	2 adjustable		2	locable box	129	201
120 EH	1220	655	560	980	475	350	2 adjustable	electronic lock.	-	locable box	162	228
120 EHK	1220	655	560	980	475	350	2 adjustable	electronic lock.	1	locable box	162	228
120 KK	1220	655	560	980	475	350	2 adjustable		2	locable box	162	228
130 EHK	1445	775	650	1205	595	440	2 adjustable	electronic lock.	1	locable box	315	348

BF Series Diplomat Fireproof Safes

The BF series feature fireproof safes with an additional lockable box inside.

Model	Dimensions, mm			Weight, kg	Lock operating principle
	Height	Width	Depth		
BF 070 EH	695	500	500	111	el. code
BF 080 EH	876	520	520	143	el. code
BF 100 EH	1020	655	560	232	el. code
BF 120 EH	1220	655	560	259	el. code
BF 110 EH	1120	655	560	240	el. code
BF 130 EH	1445	775	650	379	el. code
BF 200 EH	1690	775	650	419	el. code



SS Series Fire and Burglary Resistant Safes

These safes are intended for storage of documents and tangible assets at home and offices. Their distinctive feature a combination of enhanced burglary resistance and high fire resistance. Thus, your assets will be more protected against both a burglary and a fire.

Model	Dimensions, mm			Weight, kg	Lock operating principle	Lock	Locable box volume
	Height	Width	Depth				
SS 060 DBK	600	470	470	80	key lock	Mauer, Germany	+
SS 060 E	600	470	470	80	cypher lock	LaGard, USA	+
SS 070 DBK	635	500	500	90	key lock	Mauer, Germany	+
SS 070 E	635	500	500	90	cypher lock	LaGard, USA	+
SS 080 DBK	816	520	520	122	key lock	Mauer, Germany	+
SS 080 E	816	520	520	122	cypher lock	LaGard, USA	+
SS 100 DBK	960	655	560	201	key lock	Mauer, Germany	+
SS 100 E	960	655	560	201	cypher lock	LaGard, USA	+
SS 110 DBK	1060	655	560	209	key lock	Mauer, Germany	+
SS 110 E	1060	655	560	209	cypher lock	LaGard, USA	+
SS 120 DBK	1160	655	560	228	key lock	Mauer, Germany	+
SS 120 E	1160	655	560	228	cypher lock	LaGard, USA	+



Data Safes

Data safes protect your magnetic and digital mediums from fire. They are designed specifically to protect the data stored on USB memory bars, discs, etc. not only against fire or moist, but also against magnetic neutralization.

Model	Dimensions, mm			Weight, kg	Lock operating principle
	Height	Width	Depth		
DS 1530 EK	522	404	440	65	cypher + key
DS 1060 EHK	660	470	470	99	cypher + key
DS 1070 EHK	695	500	500	117	cypher + key



Built-in Safes

Built-in safes are intended for protection and storage of tangible assets at homes and offices. The shape and construction of these safes allows to have them firmly built into a wall. A strong front panel secures the safe against burglary.

Model	Dimensions, mm			Weight, kg	Lock operating principle
	Height	Width	Depth		
TP-1	76	76	200	2	Key
TP-3	160	300	200	5	Key
GB-714	125	235	103	6	Key
1070	190	280	200	9	Key
1072mr	190	280	150	8	Key
1097	280	380	200	18	Key
GB-3	280	380	200	18	Key-cypher
GB-4	290	410	200	25	Key-cypher



SP-1 metal fire cabinet is intended for storage of fire extinguishers and ensures quick access to them in case of fire. **KP-1 fire key box** is intended for storage of the emergency key. It is equipped with a hammer for breaking the protective glass in case of emergency.



Model	KP-1	SP-1
H x W x D	130 x 160 x 40	400 x 566 x 248

Bank Trolleys

Bank trolleys for transportation of tangible assets and money within bank buildings are a lightweight version of bank safes. They are locked with individual key locks. It is also possible to have the lid sealed. Bank trolleys are furnished with wheels that allow to spin them by 360° without any effort. Our bank trolley maximum carrying capacity is 200 kg. It weighs 40 kg. Overall dimensions (height x width x depth): 940x 730x630 mm.





PLASTIC CONTAINERS

Arrangement of a warehouse work is considered to be an important constituent of virtually any organization's internal structure. One has to define the required storage areas, arrange the mechanical transport driveways and sustain intracompany logistics, and at the same time to answer the question of how to store the goods in an optimal way. Warehousing structures that consume too much metal, are heavy and bulky, have low efficiency and are hard to change their configuration quickly are becoming things of the past. Focusing on convenience, systematization, efficient performance and quality of warehousing equipment modern businesses gradually come to efficient organization of storage facilities, which in its turn dramatically ramps up their chances in the competitive market. Warehousing plastic containers for storage of various small-sized items (metalware, fittings, motor vehicle spare parts, etc.) coupled with metal racks give us one of the best solutions of the above tasks. The advantages of plastic containers will positively influence all of the stages of a


warehouse work organization. As of today, a combination of metal racks and plastic containers is easy to estimate, quick to manufacture, convenient to transport and easy to assemble and maintain. And most importantly – such a solution is economical and functional in terms of arranging warehouse storage or trading. Assemble metal constructions of the racks allow to rearrange the storage area depending on the volume of your goods and storage conditions, as well as to promptly include a new configuration into the existing system or to perform dimensional scaling.

- Plastic trays
- Plastic boxes
- IBOX one-piece-cast plastic containers
- Poly Box plastic containers
- Trays and pallets

Modular drawers

Modular drawers are intended for complex and compact storage of small-sized items. Due to the modular construction, our drawers can be joined into both vertical and horizontal blocks. All of the activities related to sorting, furnishing, assembly and storage will become easier and faster. You can also furnish with plastic drawers working places at service centres and repair shops. The outside frame of our drawers is one-piece-cast and is made from virgin polypropylene. On the top and sides of the unit there are dovetail clamps that

put the modules together. This type of clamping is rather reliable and allows to join big modules. The inner draw-out piece is transparent and made from virgin polystyrene. Owing to this transparency you can easily check the contents of your drawers. For additional identification, identifying stickers can be used. Minimal gaps between the body and draw-out tray will prevent moist and dust from getting inside. The draw-out tray slides smoothly and easily.



Operating temperature: from -30°C up to $+60^{\circ}\text{C}$

Cleaning/washing temperature: up to $+95^{\circ}\text{C}$

Primary products:

frame – virgin polypropylene, drawer – virgin polystyrene

Standard colour:

frame – navy blue, drawer – transparent

	Article	Overall dimensions (height x width x depth), mm	Inner volume, liters	Weight, kg	Cardboard box dimensions (height x width x depth), cm	Packaging weight, kg	Number per box, pieces.
1	Plastic box, article 102	85x122x41	0,32	0,87	75*57*91	6	60
2	Plastic box, article 202	100x138x52	0,54	0,132	75*57*91	6	40
3	Plastic box, article 300	110x122x58	0,13	0,19	75*57*91	7	32
4	Plastic box, article 302	106x121x60	0,57	0,16	75*57*91	6	32
5	Plastic box, article 202-2	103x135x83	0,54	0,251	75*57*91	7	24
6	Plastic box, article 302-3	103x135x83	0,29	0,278	75*57*91	7	24
7	Plastic box, article 102-3	84x135x103	0,28	0,278	75*57*91	7	20
8	Plastic box, article 104	84x135x103	0,43	0,256	75*57*91	6	20
9	Plastic box, article 304	103x135x83	0,19	0,316	75*57*91	8	24
10	Plastic box, article 306	103x135x83	0,91	0,233	75*57*91	6	24
11	Plastic box, article 105	110x170x65	0,83	0,206	75*57*91	11	50
12	Plastic box, article 120	123x200x80	1,53	0,324	66*66*77	14	40
13	Plastic box, article 140	136x230x96	2,43	0,45	75*57*91	15	32
14	Plastic box, article 175	173x230x110	3,59	0,592	75*57*91	15	24
15	Plastic box, article 501	210x302x124	6,20	1,112	66*66*77	21	18
16	Plastic box, article 501-2	210x302x124	3,06	1,697	66*66*77	32	18
17	Plastic box, article 510	260x340x150	11,35	1,535	75*57*91	20	12
18	Plastic box, article 512	260x340x150	5,47	1,566	75*57*91	20	12
19	Plastic box, article 513	260x340x150	3,58	1,66	75*57*91	21	12
20	Plastic box, article 120-3	370x204x160	3,24	1,445	66*66*77	18	12
21	Plastic box, article 120-4	370x204x160	2,43	1,16	66*66*77	15	12
22	Plastic box, article 120-6	370x204x160	1,53	1,74	66*66*77	22	12
23	Plastic box, article 120-9	370x204x160	1,00	1,704	66*66*77	22	12

Cabinets with plastic drawers

Cabinets with plastic drawers are indispensable assistants in putting things in order at the warehouse or in the shop. Cabinets with drawers made of plastic are the most modern and convenient equipment for storing various small items: hardware, fasteners and car parts, radio elements, fishing lures. The presence of such a reliable rack panel in your room will make it more convenient for the buyer and every product will have its place. Due to the usage of cabinets with plastic drawers, workflow is significantly accelerated, especially the search for the necessary spare parts.

Our range of cabinets include:

- Wall single-sided cabinets;
- Rotary cabinets.

Single-sided cabinets have a rectangular shape and are designed for wall-mounted installation. Rotary cabinets are made of four-sided and five-sided shapes. For greater

stability, they are equipped with adjustable anti-sliding bearings. The cabinet is made of sheet steel, coated with a polymer paint of blue color RAL 5002. The cabinet is equipped with plastic transparent drawers. As a rule, cabinets are installed using the island method, and visitors can see a large amount of goods standing in place and scrolling through the cabinet.

Your benefits

- Life span – more than 10 years;
- Reliable metal frame;
- The cabinets are equipped with adjustable anti-sliding supports;
- The cabinet designs will save time and space;
- The cabinets are equipped with transparent drawers, which greatly simplify the identification of contents.



Material: frame – metal; drawer – polystyrene (PS)

Standard color: body – dark blue; the drawer is transparent (PS).

	Vendor code	Overall dimensions (LxWxH), mm	Capacity of plastic boxes, pcs.	Weight, kg
1	Rotary metal cabinet with plastic drawers article MT Altigen	950x950x1850	Article 120 (200 x 123 x 80 mm) – 114 pcs. Article 140 (230 x 136x 96 mm) – 48 pcs. Article 105 (170 x 110 x 65 mm) – 144 pcs. Article 202 (138 x 100 x 52 mm) – 87 pcs.	148
2	Rotary metal cabinet with plastic boxes article MT-105	630x630x1700	Article 105 (110x170x65 mm) – 320 pcs.	89
3	Single-sided metal cabinet with plastic drawers article TMD-Super2	810x210x1600	Article 302 (121 x 106 x 60 mm) – 49 pcs. Article 105 (170 x 110 x 65 mm) – 49 pcs. Article 120 (200 x 123 x 80 mm) – 42 pcs.	44
4	Single-sided metal cabinet with plastic drawers article TMD-120	915x205x1860	Article 120 (200x123x 80 mm) – 154 pcs.	64

■ Plastic containers with lids series SPKM

Plastic containers with lids are designed for storage and transportation of various goods. They are often used in logistics complexes, sorting centers, warehouses or delivery services.

There are ergonomic handles on the sides of the container for convenient transportation. Empty containers are conveniently stored due to the conical shape of the structure.

In the open form, they are enough to insert one into the other. This method of storage allows you to save up to 70% of free space. To protect the contents of the container it can be sealed, there are special loops for sealing on the covers. Load capacity on the lower box with stacks is up to 150 kg.

Operating temperature: -30 to +60°C

Cleaning/washing temperature: up to +95°C

Material: primary polypropylene (PP)

Standard color: body – dark blue




■ Plastic containers series PA

In modular plastic containers, everything is convenient - a general design, the presence of label holders for identification of goods, connecting elements, the ability to assemble into sets. The top of the containers has special holes for the connectors. Due to this, containers can be placed in several tiers. Ramps on the sides, on the back also allow to fasten them between themselves, forming rows.

An affordable alternative: the ability to combine plastic containers in rack systems.

Modular shelving consists of separate boxes, connected by runners on the side and back. The boxes are connected by connectors on the height, plastic boxes are stacked so there is a possibility to connect them in rows both in width and in depth.



■ Plastic containers series A

Warehouse containers are designed to store small parts, spare parts and hardware. Due to the special ledges in the containers and the stiffness of the walls, the containers can be stacked without damaging the contents. Stacking allows you to save space in a warehouse or in a trading hall. The design of the box is designed specifically for easy access to the contents, and the walls of the containers have stiffeners, which allow avoiding the deformation when the plastic boxes are fully loaded.

Operating temperature: -30 to +60°C

Cleaning / washing temperature: up to +95°C

Material: primary polypropylene (PP)



Company "UHL-MASH"

Main office:

66 Kazimir Malevich street, Kyiv, Ukraine, 03680

Tel: +38 (067) 323-73-62

+38 (044) 521-01-01 (internal 106)

E-mail: export@uhl-mash.com

www.uhl-mash.com.ua

www.uhl-mash.com

