

Home Run Handwriting Level K Teacher's Guide (88 pages) is user-friendly, with scripts for fun, action-action packed activities that follow a predictable routine. The multisensory approach engages the student and makes learning memorable. There are lessons for basic strokes, lowercase letters, uppercase letters, and consonant teams with benchmark assessments to measure progress.

HTM-K \$79

Kindergarten Level
Teacher's Guide for:

Instructing with Student Workbook (Two-Books-in-One)



Lesson Plan: Letter I			
Student Workbook pages 22, 23			
Warm-ups	3 minutes	Choose one or two of these activities: Cross Crawl Marching, Clapping Games, Windshield Wipers, Scissors, Backward Circles, Shoulder Squares, Chair Pushups	
Starting Lineup	1 minute	Student Workbooks	
Distribute Books		Ask children to turn to pages 22, 23.	
Sound Review		Have students point to the letter and name it. Then have students point to the sound picture and say the sound.	
Coaching	3 minutes	Print letter on board.	
Materials			
Demonstration		Trace the letter 3 times as you sing the chart to the tune of <i>Here We Go "Round the Mulberry Bush</i> . Tall bat down, then lift, run across, Tall bat down, lift, run across, Tall bat down, then lift, run across, To make the letter for I.	
		Then, lead the students in air writing the letter while singing the third and fourth lines of the chant.	
The Game	7 minutes	Student workbooks, teacher board	
Materials		Student workbooks, teacher board	
Hand Exercise		Choose one or two of the following: Pinchers, Finger Pushups, Finger Push-outs, Pencil Gymnastics, Sign the ABC's	
Handwriting Rap		Repeat rap with students. Watch to see that students are sitting correctly, placing the paper at the correct angle, and holding the pencil correctly.	
Book Practice		Look at letter I I. We will do the first row together. Put your pencil tip on the starting dot. Let's say the chant together. Remember to think about the sound of the letter and its name. As children print the letter, repeat the third and fourth line of the chant.	
		After students have practiced with you, have them complete both pages. Rove the classroom, observing student's work.	
Post-Game Activity	2 minutes		
Self Evaluation		Say: Look at your letter. Circle the MYI: the most valuable letter that has the right start, sits on home base and is the right size.	
Page 44	Kindergarten	CR Success Home Run Handwriting	

Co-Authors
Cheryl Rose Campbell, M.A. and Jennifer Wallace, O.T.R.
Illustrations by
Jill Ayers
Third Edition Revised 2019




Say the sound as you print the letter.

Tall bat down, then lift, run across.
Tall bat down, lift, run across.
Tall bat down, then lift, run across.
To make the letter for I.

CR Success Home Run Handwriting - Kindergarten Level Page 22

Home Run Handwriting Level K Student Workbook (108 pages) was planned by an occupational therapist to promote accurate practice that is carefully supported through starting points for letters, letter models, and shaded handwriting lines.

Package of 5
HWK-K \$49



Home Run Handwriting Level 1 Teacher's Guide

(96 pages) is user-friendly, with scripts for fun, action-action packed activities that follow a predictable routine. The multisensory approach engages the student and makes learning memorable. The easy to follow, step-by-step teacher guide provides 30 weeks of instruction for daily activities.

HTM-1
\$79



i Short bat goes down, then lift up and dot. To make the letter for /i/.

n Short bat goes down, then bounce one time. To make the letter for /n/.

Score

5/5


21

CR Success Home Run Handwriting - Level 1

WEEK 2:	WEDNESDAY	i	n
Lesson Plan: Letters i and n			
Student Workbook page 21			
Warm-ups	3 minutes	Choose one or two of these activities: Cross Crawl Marching, Clapping Games, Windshield Wipers, Backward Circles, Shoulder Squeeze, Chair Pushups	
Starting Lineup	2 minutes		
Vocabulary Review	Short bat down, lift up, dot, bunt	Say: We will practice four letters today. All are short bat strokes. Remember, a short bat stroke starts in the middle and goes straight down. Let's draw 3 short bat strokes in the air. (Students air write the strokes three times each.)	
Coaching	2 minutes		
Materials	Teacher - overhead or SMART Board		
	Say: Watch me demonstrate. I will show you the /i/. I will say a chant as I trace the letter.		
	Short bat goes down, then lift up and dot. To make the letter for /i/.		
	Say: Watch me demonstrate. I will show you the /n/. I will say the chant.		
	Short bat goes down, and then you can bunt. To make the letter for /n/.		
Book Practice	7 minutes		
Materials	Student workbooks, teacher - overhead or SMART Board		
Distribute Books	Students will turn to page 21.		
Handwriting Rap	Repeat rap with students. Watch to see that students are sitting correctly, placing the paper at the correct angle, and holding the pencil correctly.		
Book Practice	Say: Look at the letter /i/. We will do one together. Put your pencil tip on the starting dot, go down to home base line, lift up and dot. Now look at the letter /n/. We will do one together. Put your pencil tip on the starting dot, go down to home base line, curve up to the line drive line, and bunt. After students have practiced each letter with you, have them complete the row of letters. Rove the classroom, observing students' work		
Self Evaluation	Say: Look at your two letters. Let's score with the Four S's. Do they start on the line drive line? Does the letter /i/ have a dot above the bat? Does the letter /n/ have a bunt? Circle your MVP, your most valuable letter		
Lesson continued →			
CR Success Home Run Handwriting		Level 1	Page 47

Home Run Handwriting Level 1 Student Workbook (102 pages) was planned by an occupational therapist to promote accurate practice that is carefully supported through starting points for letters, letter models, and shaded handwriting lines.

Package of 5
HWK-1
\$49



Home Run Handwriting Level 2 Teacher's Guide (104 pages) is user-friendly, with scripts for fun, action-action packed activities that follow a predictable routine. The multisensory approach engages the student and makes learning memorable. The easy to follow, step-by-step teacher guide provides 30 weeks of instruction for daily activities.

HTM-2
\$79

Handwriting Lesson 18		Student Workbook Pages 61-63
Daily Starting Lineup	<p>Warm-ups: 4 minutes Large Motor Activities: Choose one or two of the following - Cross Crawl Marching, Clapping Games, Windshield Wipers, Backward Circles, Shoulder Squeeze, Chair Pushups Fine Motor Activities: Choose one or two of the following - Pinchers, Finger Pushups, Finger Push-offs, Pencil Gymnastics, Sign the ABCs</p> <p>Handwriting Rap (page 7 student workbook): Repeat rap with students. Watch to see that students are sitting correctly, placing the paper at the correct angle, and holding the pencil correctly.</p>	
Monday Batters Box	<p>Letter Practice: 6 minutes Students practice sets of letters with similar strokes. Discuss how the letters are similar. Then model how to form the letters, and how to trace and copy the words. Remind students to say the sound of the letter as you write it and read the word when you are finished.</p> <p>Drop Bat and Foul Ball letters:</p> <p style="text-align: center;">j p f s jury fires person</p>	
Tuesday First Base	<p>Look-alike Letters: 6 minutes Students practice sets of letters which look alike to develop visual discrimination. Model how to form the letters, trace and copy the words.</p> <p style="text-align: center;">s z zest†</p>	
Wednesday Second Base	<p>Fluency Practice: 6 minutes Materials: Stop Watch Model tracing the sentence. Time students for one minute as they print the sentence as many times as they can. After you say STOP, ask students to count how many letters they wrote. Letters must pass the Four 5's to count. Graph the results on pages 101 - 102 of the students' workbook.</p> <p style="text-align: center;">The fresh pizza is zesty.</p>	

Fluency Practice: Trace the sentence. It has many Drop Bat and Foul Ball letters.
 When your teacher tells you to start, print the sentence as many times as you can in one minute.

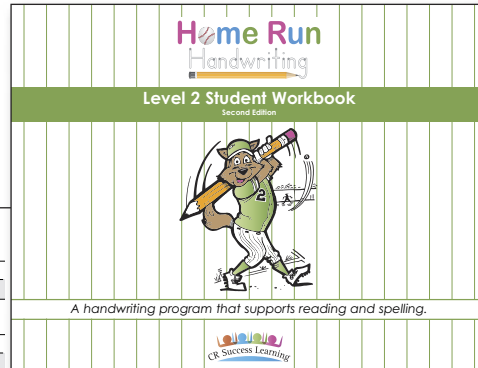
The fresh pizza is zesty.

Interesting Idioms:
 Trace the sentence.

The runners are in top form.

18 THURSDAY

CR Success Home Run Handwriting - Level 2 Page 62



Home Run Handwriting Level 2 Student Workbook (102 pages) was planned by an occupational therapist to promote accurate practice that is carefully supported through starting points for letters, letter models, and shaded handwriting lines.

Package of 5
HWK-2
\$49