

HIGOLD[®]
AUSTRALIA

PRODUCT COLLECTION



WORLD LEADING
KITCHEN SINKS

TABLE OF CONTENTS

INTRODUCTION	005
KITCHEN SINKWARE	006
HANDMADE STAINLESS STEEL SINKS	010
WORKSTATION SINKS	017
GRANITE COMPOSITE SINKS	024



INTRODUCTION

Higold Australia is part of the Higold Group, a Global Leader in functional home hardware since 1989.

With one of the largest design teams and production facilities in the world, Higold is a global leader in designing and manufacturing innovative functional hardware for the luxury residential market.

Its key categories include:

- Intelligent kitchen storage hardware
- Kitchen sink and tapware solutions
- Luxury wardrobe storage hardware



Higold Australia products are distributed by Vanguard Design Group Pty Ltd under licence from the Higold Group. Vanguard Design Group is a specialist wholesaler and distributor of luxury residential renovation fixtures and fittings.

See www.VanguardDesign.com.au for more information



Higold Australia Distributor

KITCHEN SINKWARE

Higold's European designed kitchen sinkware and tapware feature innovative patented attributes unavailable from other brands. Higold sinkware offers benefits such as FDA approved food-safe surfaces, the most advanced anti-scratch sink coatings, and the highest density composite sink material. Its architectural kitchen tapware series has earned numerous design awards in the global market.

- Kitchen sinks use FDA-approved food-safe surface materials
- Superior anti-scratch sinks maintain lustre and beauty over time
- Innovative and excellent design by the Pininfarina Design Team from Italy
- Long-term rust-resistance made possible by Ultrasonic Cleaning post manufacturing, which thoroughly removes even the smallest residue







HANDMADE STAINLESS STEEL SINKS

- 304 Stainless Steel
- Market leading anti-scratch protective coating
- Nano-coating applied to micro-sand blasted surface for superior durability
- R10 Corner Radius for easy cleaning
- Anti-condensation Undercoating
- Noise Minimising Rubber Pads
- Topmount / Undermount Installation
- FDA approved foodsafe surface

WORKSTATION SINKS INCLUDES ACCESSORIES

- 304 Stainless Steel
- Includes accessories: stainless steel colander, plastic basin, and wooden cutting board
- Two level Slide Lip Design allowing multiple accessories to be mounted
- Market leading anti-scratch protective coating
- Nano-coating applied to micro-sand blasted surface for superior durability
- R10 Corner Radius for easy cleaning
- Anti-condensation Undercoating
- Noise Minimising Rubber Pads
- Topmount / Undermount Installation
- FDA-approved foodsafe surface

GRANITE COMPOSITE SINKS

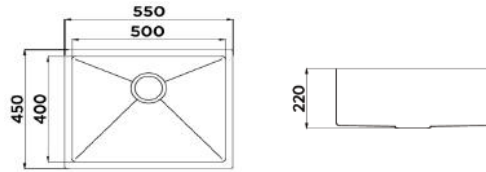
- Proprietary Granite Composite Materials for extreme density
- Extreme Durability (Steel ball impact test results exceed international standards)
- Market leading anti-scratch properties
- Anti-fade
- Rounded inner corners
- Topmount / Undermount Installation
- FDA-approved foodsafe surface
- Includes soap / detergent dispenser

HANDMADE STAINLESS STEEL SINKS

- Advanced nano coating technology provides excellent protection to the surface of the kitchen sink
- Superior anti-scratch kitchen sinks maintain their beauty over time
- Premium grade 304 stainless steel makes sinks extremely durable and rust-resistant
- The R10 corner radius allows for easier cleaning and maintenance
- Comes with an anti-condensation undercoating that helps prevent moisture buildup and avoid mold formation
- Depending on the preferred style, choose between topmount or undermount installation
- FDA-approved food-safe surfaces

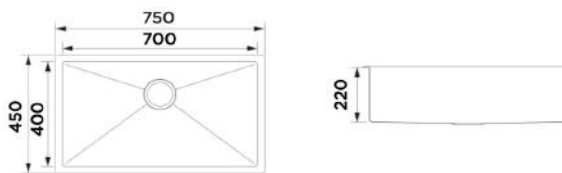


NANO COATED SINGLE BOWL KITCHEN SINK - R10 CORNER
STAINLESS STEEL 550mm



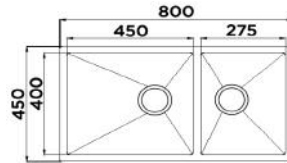
Product ID:	951106
Edge-to-edge Dimensions:	450mmx550mmx220mm (WxLxD)
Bowl Dimensions:	400mmx500mmx220mm (WxLxD)
Capacity:	45L
Thickness:	1.2mm
Material:	304 Stainless Steel
Inner Corner:	Rounded (R10 Corner Radius)
Mounting:	Undermount or Topmount

NANO COATED SINGLE BOWL KITCHEN SINK - R10 CORNER
STAINLESS STEEL - 750mm



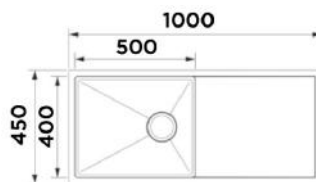
Product ID:	952160
Edge-to-edge Dimensions:	450mmx750mmx220mm (WxLxD)
Bowl Dimensions:	400mmx700mmx220mm (WxLxD)
Capacity:	61L
Thickness:	1.2mm
Material:	304 Stainless Steel
Inner Corner:	Rounded (R10 Corner Radius)
Mounting:	Undermount or Topmount

NANO COATED 1 & 1/2 BOWL KITCHEN SINK R10 CORNER
STAINLESS STEEL - 800mm



Product ID:	953448
Edge-to-edge Dimensions:	450mmx850mmx220mm (WxLxD)
Bigger Bowl Dimensions:	400mmx450mmx220mm (WxLxD)
Bigger Bowl Capacity:	39L
Smaller Bowl Dimensions:	400mmx275mmx220mm (WxLxD)
Smaller Bowl Capacity:	24L
Thickness:	1.2mm
Material:	304 Stainless Steel
Inner Corner:	Rounded (R10 Corner Radius)
Mounting:	Undermount or Topmount

NANO COATED SINGLE BOWL KITCHEN SINK WITH DRAINER - R10 CORNER
STAINLESS STEEL - 1000mm

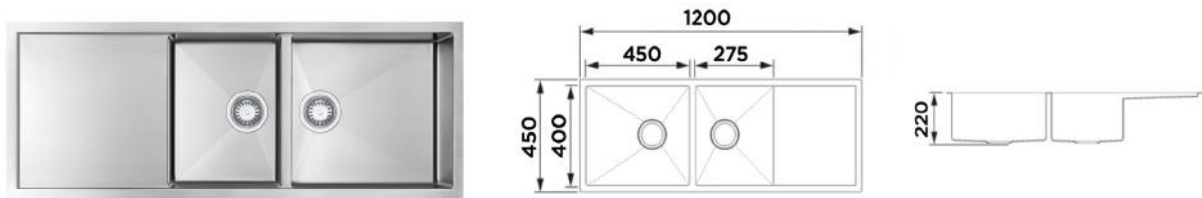


Product ID:	954106
Edge-to-edge Dimensions:	450mmx1000mmx220mm (WxLxD)
Bowl Dimensions:	400mmx500mmx220mm (WxLxD)
Drainer Dimensions:	400mmx450mm
Capacity:	44L
Thickness:	1.2mm
Material:	304 Stainless Steel
Inner Corner:	Rounded (R10 Corner Radius)
Mounting:	Undermount or Topmount



Scan/Click
to view on website

NANO COATED 1 & 1/2 BOWL KITCHEN SINK WITH DRAINER - R10 CORNER STAINLESS STEEL- 1200mm



Product ID:	955097
Edge-to-edge Dimensions:	450mmx1200mmx220mm (WxLxD)
Bigger Bowl Dimensions:	400mmx450mmx220mm (WxLxD)
Bigger Bowl Capacity:	39L
Smaller Bowl Dimensions:	400mmx275mmx220mm (WxLxD)
Smaller Bowl Capacity:	24L
Drainer Dimensions:	400mmx275x220
Thickness:	1.2mm
Material:	304 Stainless Steel
Inner Corner:	Rounded (R10 Corner Radius)
Mounting:	Undermount or Topmount



Scan/Click
to view on website



WORKSTATION SINKS

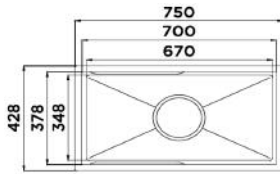
- Dual level Slide lip and step bowl design provides a work area that perfectly fits the included accessories (stainless steel colander, plastic basin, and wooden cutting board)
- Enhanced nano coating technology provides excellent protection to the surface of the kitchen sink and repels liquids
- Superior anti-scratch surface coating maintain the sink's lustre and beauty over time.
- Premium grade 304 stainless steel
- The R10 corner radius allows for easier cleaning and maintenance
- Comes with an anti-condensation undercoating that helps prevent moisture buildup and avoid mold formation
- Depending on the preferred style, choose between topmount or undermount installation
- FDA-approved food-safe surfaces



HIGOLD

HIGOLD

PINIZ SINGLE BOWL WORKSTATION KITCHEN SINK - SLIDE LIP - NANO COATED
1.2mm THICK STAINLESS STEEL - ANTI-SCRATCH - 750mm

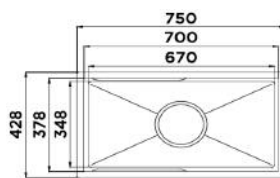


Product ID: 952307
Edge-to-edge Dimensions: 430mmx750mmx228mm (WxLxD)
Bowl Dimensions: 348mmx670mmx228mm (WxLxD)
Bowl Capacity: 53L
Thickness: 1.2mm
Material: 304 Stainless Steel
Inner Corner: Rounded (R10 Corner Radius)
Mounting: Undermount or Topmount

Accessories included:



PINIZ SINGLE BOWL WORKSTATION KITCHEN SINK - SLIDE LIP - NANO COATED 1.2mm THICK STAINLESS STEEL ANTI-SCRATCH
750mm - PVD GUNBLACK

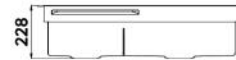
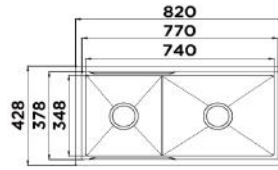


Product ID: 952307-B
Edge-to-edge Dimensions: 430mmx750mmx228mm (WxLxD)
Bowl Dimensions: 348mmx670mmx228mm (WxLxD)
Bowl Capacity: 53L
Thickness: 1.2mm
Material: 304 Stainless Steel
Inner Corner: Rounded (R10 Corner Radius)
Mounting: Undermount or Topmount

Accessories included:



PINIZ 1 &1/2 BOWL WORKSTATION KITCHEN SINK - SLIDE LIP
 NANO COATED 1.2mm THICK STAINLESS STEEL - ANTI-SCRATCH - 820mm

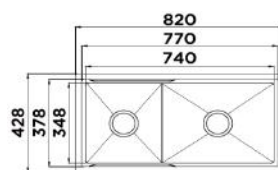


- Product ID:** 953447
Edge-to-edge Dimensions: 430mmx820mmx228mm (WxLxD)
Bigger Bowl Dimensions: 348mmx438mmx228mm (WxLxD)
Bigger Bowl Capacity: 34L
Smaller Bowl Dimensions: 348mmx298mmx228mm (WxLxD)
Smaller Bowl Capacity: 23L
Thickness: 1.2mm
Material: 304 Stainless Steel
Inner Corner: Rounded (R10 Corner Radius)
Mounting: Undermount or Topmount
Position: Reversible. Large bowl can be left or right

Accessories included:



PINIZ 1 &1/2 BOWL WORKSTATION KITCHEN SINK - SLIDE LIP
 NANO COATED 1.2mm THICK STAINLESS STEEL - ANTI-SCRATCH
 820mm - PVD GUNBLACK



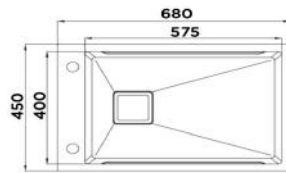
- Product ID:** 953447-B
Edge-to-edge Dimensions: 430mmx820mmx228mm (WxLxD)
Bigger Bowl Dimensions: 348mmx438mmx228mm (WxLxD)
Bigger Bowl Capacity: 34L
Smaller Bowl Dimensions: 348mmx298mmx228mm (WxLxD)
Smaller Bowl Capacity: 23L
Thickness: 1.2mm
Material: 304 Stainless Steel
Inner Corner: Rounded (R10 Corner Radius)
Mounting: Undermount or Topmount
Position: Reversible. Large bowl can be left or right

Accessories included:



Scan/Click
to view on website

SINGLE BOWL WORKSTATION SINK WITH SLIDE LIP NANO COATED STAINLESS STEEL - ANTI SCRATCH - 680mm - PVD GUNMETAL

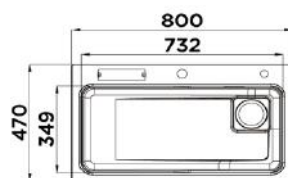


Product ID: 952380
Edge-to-edge Dimensions: 480mmx770mmx240mm (WxLxD)
Bowl Dimensions: 378mmx720mmx228mm (WxLxD)
Bowl Capacity: 62L
Thickness: 1.0mm
Material: 304 Stainless Steel
Inner Corner: Rounded (R10 Corner Radius)
Mounting: Topmount

Accessories included:



BELL LUXE 2.0 SINGLE BOWL WORKSTATION KITCHEN SINK
 DUAL STEP NANO COATED STAINLESS STEEL PANEL ANTI-SCRATCH
 800mm - PVD GREY

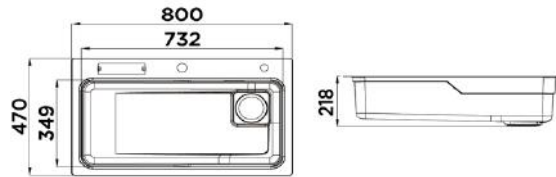


Product ID: 920255
Edge-to-edge Dimensions: 470mmx800mmx218mm (WxLxD)
Bowl Dimensions: 349mmx732mmx218mm (WxLxD)
Bowl Capacity: 56L
Thickness: 1.2mm
Material: 304 Stainless Steel
Inner Corner: Rounded (35 Corner Radius)
Mounting: Undermount or Topmount

Accessories included:



BELL LUXE 2.0 SINGLE BOWL WORKSTATION KITCHEN SINK
 DUAL STEP NANO COATED STAINLESS STEEL PANEL ANTI-SCRATCH
 800mm - PVD GUNMETAL

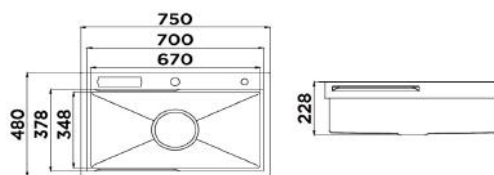


Product ID: 920244
Edge-to-edge Dimensions: 470mmx800mmx218mm (WxLxD)
Bowl Dimensions: 349mmx732mmx218mm (WxLxD)
Bowl Capacity: 56L
Thickness: 1.2mm
Material: 304 Stainless Steel
Inner Corner: Rounded (35 Corner Radius)
Mounting: Undermount or Topmount

Accessories included:



BELLE LUXE 1.0 SINGLE BOWL WORKSTATION KITCHEN SINK SLIDE LIP
 NANO COATED 3mm THICK STAINLESS STEEL PANEL ANTI-SCRATCH
 750mm - PVD GUNMETAL



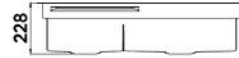
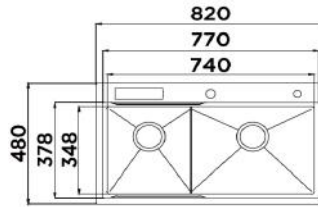
Product ID: 952257
Edge-to-edge Dimensions: 480mmx750mmx228mm (WxLxD)
Bowl Dimensions: 378mmx700mmx218mm (WxLxD)
Bowl Capacity: 57L
Material: 304 Stainless Steel
Inner Corner: Rounded
Mounting: Undermount or Topmount

Accessories included:



Scan/Click
 to view on website

BELLE LUXE 1.0 DOUBLE BOWL WORKSTATION KITCHEN SINK SLIDE LIP
NANO COATED 3mm THICK STAINLESS STEEL PANEL ANTI-SCRATCH
820mm - PVD GUNMETAL



Product ID:	953425
Edge-to-edge Dimensions:	480mmx820mmx228mm (WxLxD)
Bigger Bowl Dimensions:	348mmx438mmx218mm (WxLxD)
Bigger Bowl Capacity:	33L
Smaller Bowl Dimensions:	348mmx298.5mmx218mm (WxLxD)
Smaller Bowl Capacity:	22L
Material:	304 Stainless Steel
Inner Corner:	Rounded
Mounting:	Undermount or Topmount

Accessories included:



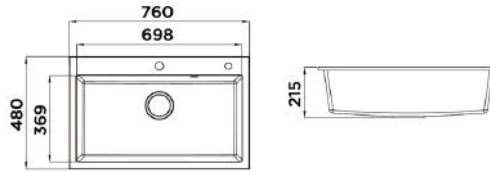


GRANITE COMPOSITE SINKS

- Outstanding results on the steel ball impact test - results show a rating that greatly exceeds the international standard
- Premium quality granite composite materials produce these market-leading anti-scratch and anti-fade kitchen sinks
- The heavy-duty composite density ensures that these kitchen sinks remain durable and sturdy for as long as possible
- The rounded inner corners make it easier to maintain and clean these kitchen sinks
- Depending on the preferred style, choose between topmount or undermount installation
- FDA-approved food-safe surfaces
- Comes with a soap / detergent dispenser



SINGLE BOWL KITCHEN SINK - GRANITE COMPOSITE - 760mm - BLACK

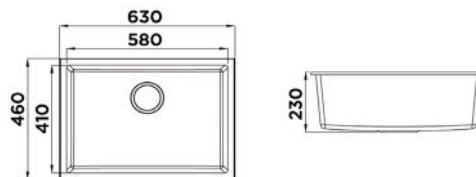


Product ID:	935005
Edge-to-edge Dimensions:	480mmx760mmx215mm (WxLxD)
Bowl Dimensions:	370mmx700mmx200mm (WxLxD)
Bowl Capacity:	51L
Material:	Granite & Quartz Composite
Inner Corner:	Rounded
Mounting:	Undermount or Topmount

Accessory included:



SINGLE BOWL KITCHEN SINK - GRANITE COMPOSITE - 630mm - BLACK

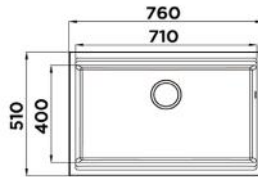


Product ID:	935019-B
Edge-to-edge Dimensions:	460mmx630mmx230mm (WxLxD)
Bowl Dimensions:	410mmx580mmx217mm (WxLxD)
Bowl Capacity:	51L
Material:	Granite & Quartz Composite
Inner Corner:	Rounded
Mounting:	Undermount or Topmount



Scan/Click
to view on website

SINGLE BOWL WORKSTATION KITCHEN SINK WITH STEPS GRANITE COMPOSITE - 760mm - BLACK

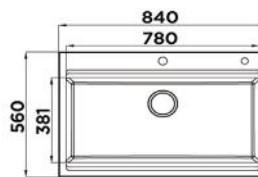


Product ID:	935022-B
Edge-to-edge Dimensions:	510mmx760mmx230mm (WxLxD)
Bowl Dimensions:	460mmx710mmx218mm (WxLxD)
Bowl Capacity:	70L
Material:	Granite Composite
Inner Corner:	Rounded
Mounting:	Undermount or Topmount

Accessories included:



SINGLE BOWL WORKSTATION KITCHEN SINK WITH STEPS GRANITE COMPOSITE - 840mm - BLACK



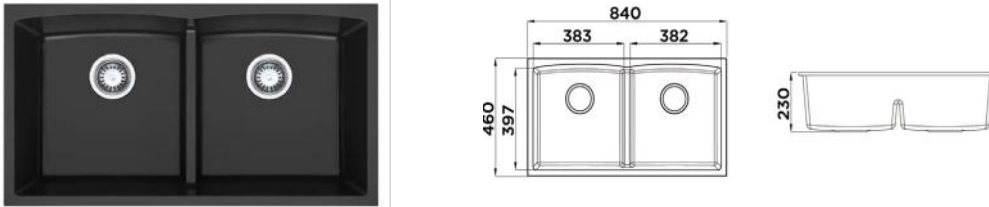
Product ID:	935023-B
Edge-to-edge Dimensions:	560mmx840mmx230mm (WxLxD)
Bowl Dimensions:	450mmx779.50mmx218mm (WxLxD)
Bowl Capacity:	76L
Material:	Granite Composite
Inner Corner:	Rounded
Mounting:	Undermount or Topmount

Accessories included:



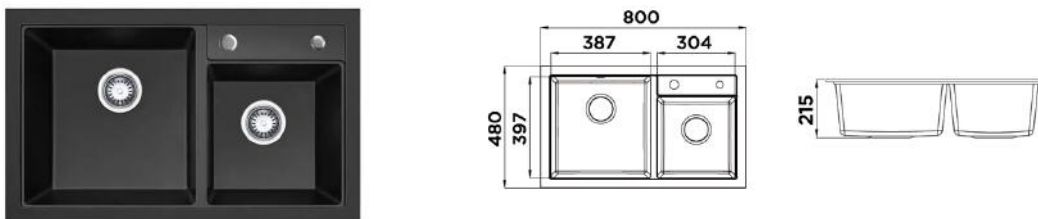
Scan/Click
to view on website

DOUBLE BOWL KITCHEN SINK - GRANITE COMPOSITE BLACK - 840mm



Product ID:	935021-B
Edge-to-edge Dimensions:	460mmx840mmx230mm (WxLxD)
Bowl Dimensions:	410mmx387mmx217mm (WxLxD)
Bowl Capacity:	68L
Material:	Granite & Quartz Composite
Inner Corner:	Rounded
Mounting:	Undermount or Topmount

1 & 1/2 BOWL KITCHEN SINK - GRANITE COMPOSITE - 800mm - BLACK



Product ID:	935006
Edge-to-edge Dimensions:	480mmx800mmx215mm (WxLxD)
Bigger Bowl Dimensions:	400mmx385mmx200mm (WxLxD)
Bigger Bowl Capacity:	30L
Smaller Bowl Dimensions:	315mmx300mmx200mm (WxLxD)
Smaller Bowl Capacity:	18L
Thickness:	1.2mm
Material:	Granite & Quartz Composite
Inner Corner:	Rounded
Mounting:	Undermount or Topmount

Accessory included:




Scan/Click
to view on website



HIGOLD®

Composite Granite 2.0

HIGOLD®

- ☑ Food grade certified
 - ☑ High temperature resistance
 - ☑ High impact strength
 - ☑ Free from fading & scratching
- 

HIGOLD[®]

A U S T R A L I A

MELBOURNE SHOWROOM

+61 (03) 8682 8585

service@higoldhardware.com.au

49-51 Mills Road, Braeside, VIC 3195

www.HigoldHardware.com.au

