

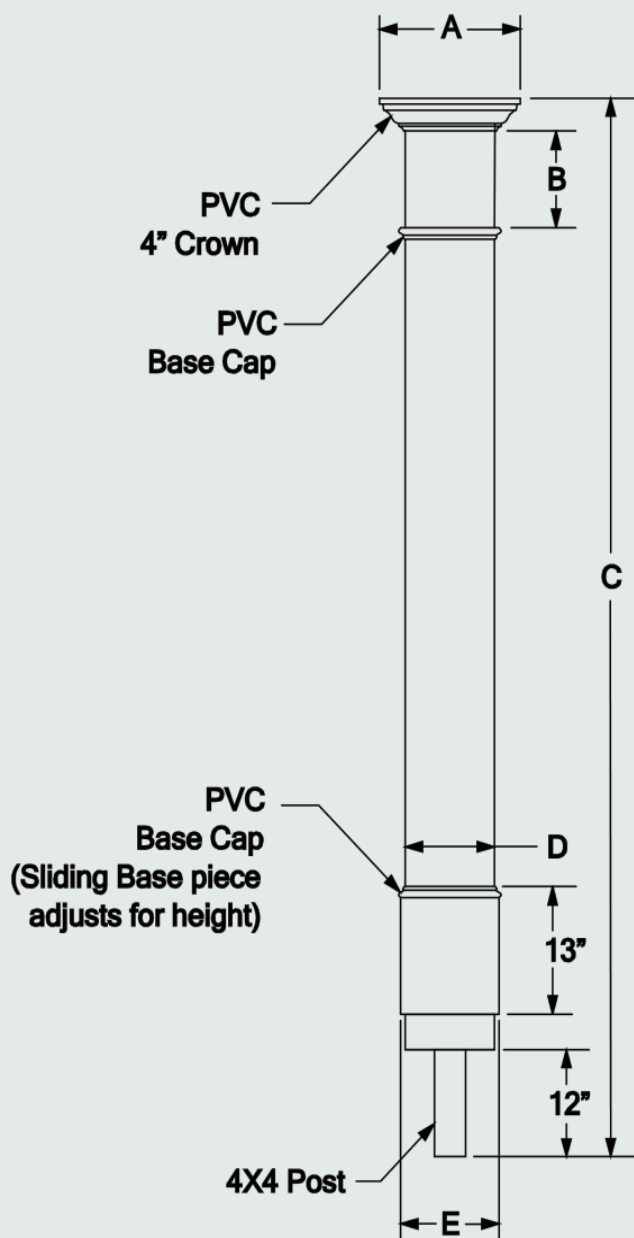


COMPONENTS



**PVC COLUMNS & COLUMN WRAPS  
ARCHITECTURAL ELEMENTS**

# CLASSIC STYLE



Improve your porches, porticoes, and interior living spaces with our classic style columns. RS Components columns are available in four standard widths to blend with your architectural requirements.

MODEL #	A	B	C	D	E
RSC6-120	10 5/8"	8"	120"	5 3/4"	7"
RSC8-120	12 1/4"	8"	120"	7 1/4"	8 1/4"
RSC10-120	14 1/4"	8"	120"	9 1/4"	10 1/4"
RSC12-120	16 3/8"	8"	120"	11 1/4"	12 1/4"

These are standard items that can be custom built to any dimension. All columns above can include recessed panels.

## LOAD-BEARING VALUES FOR PRESSURE-TREATED CENTER POST

### 4 x 4 CENTER POST #2 SYP Ground Contact

10' ..... 4500 lbs  
12' ..... 3200 lbs  
14' ..... 2300 lbs

### 6 x 6 CENTER POST #2 SYP Ground Contact Shipped Separate

10' ..... 12,500 lbs  
12' ..... 10,800 lbs  
14' ..... 9000 lbs

*Pilasters are available to match any column!*

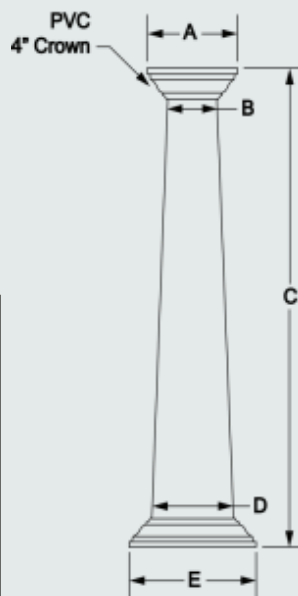
# CRAFTSMAN STYLE

Craftsman Style Tapered Columns are used over a brick or rock pedestal. They are also available for wrapping existing posts. Installation can even be done before the masonry work is completed.

MODEL #	A	B	C	D	E
RST610-55	10 5/8"	5 1/2"	55"	9 1/2"	14 5/8"
RST610-60	10 5/8"	5 1/2"	60"	9 1/2"	14 5/8"
RST610-66	10 5/8"	5 1/2"	66"	9 1/2"	14 5/8"
RST610-72	10 5/8"	5 1/2"	72"	9 1/2"	14 5/8"
RST812-55	12 5/8"	7 1/2"	55"	11 1/2"	16 5/8"
RST812-60	12 5/8"	7 1/2"	60"	11 1/2"	16 5/8"
RST812-66	12 5/8"	7 1/2"	66"	11 1/2"	16 5/8"
RST812-72	12 5/8"	7 1/2"	72"	11 1/2"	16 5/8"



*These can be custom built specifically for your dimensions!*



*Two styles available:*

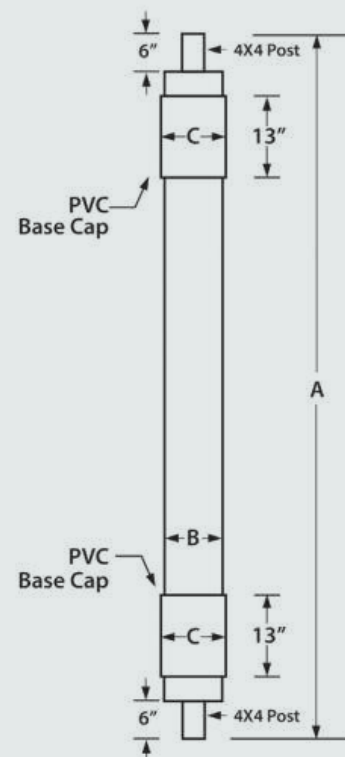
**CROWN AT BOTTOM**  
(See Diagram)

**1 x 6 BOTTOM TRIM**

# COASTAL COLUMN

Coastal Columns are for high wind areas with uplift concerns. The 4x4's are exposed on each end to allow for secured strapping to be applied and are visible for inspection. The boxes can slide into place for a completed look.

MODEL #	A	B	C
RSCC6-120	120"	5 3/4"	6 3/4"
RSCC8-120	120"	7 1/4"	8 1/4"
RSCC10-120	120"	9 1/4"	10 1/4"
RSCC12-120	120"	11 1/4"	12 1/4"



*These are standard items.  
All columns can be custom built  
to your dimensions and available  
to wrap existing posts.*



# COLUMN WRAPS

PVC Column wraps are designed to fit over your existing posts. One side opens to allow column to be placed around the post. Trim is included.



**SQUARE OVER PEDESTAL**



**TAPERED OVER PEDESTAL**



# ARCHITECTURAL ELEMENTS



Decorative cedar corbels and brackets are available to match any architectural drawings to meet your application. PVC and wood vents are available in various shapes and sizes.



***CEDAR  
CORBEL***



***CEDAR  
GABLE  
TRUSS***



***CEDAR  
BRACKETS***



***CEDAR  
B&B  
SHUTTERS***

# ARCHITECTURAL ELEMENTS



## **GABLE VENTS & GABLE TRUSS** *Available in Wood & PVC*





**We are committed to working with you on a personal level.  
RS Components will build what you want, as quickly as possible.**

***Located At:***

**4826 B South Highway 29  
Grantville, GA 30220**

***Mail To:***

**P.O. Box 71233  
Newnan, GA 30271**

***Contact Us:***

**770-630-9343  
[rscinc99@gmail.com](mailto:rscinc99@gmail.com)**



***WE TAKE YOUR  
BUSINESS PERSONAL.***

